

**DeKalb, IL Urbanized Area****Population and Housing Narrative Profile: 2005-2009**Data Set: **2005-2009 American Community Survey 5-Year Estimates**Survey: **American Community Survey**

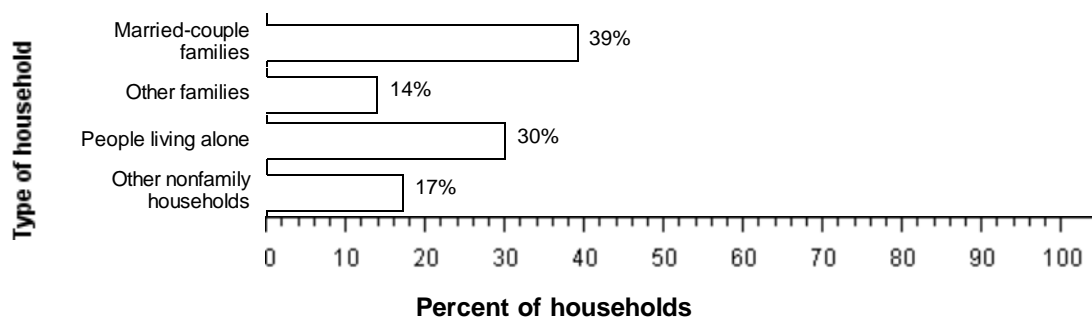
NOTE. Although the American Community Survey (ACS) produces population, demographic and housing unit estimates, it is the Census Bureau's Population Estimates Program that produces and disseminates the [official estimates of the population for the nation, states, counties, cities and towns and estimates of housing units for states and counties](#).

For more information on confidentiality protection, sampling error, nonsampling error, and definitions, see [Survey Methodology](#).

HOUSEHOLDS AND FAMILIES: In 2005-2009 there were 21,000 households in DeKalb, IL Urbanized Area. The average household size was 2.5 people.

Families made up 53 percent of the households in DeKalb, IL Urbanized Area. This figure includes both married-couple families (39 percent) and other families (14 percent). Nonfamily households made up 47 percent of all households in DeKalb, IL Urbanized Area. Most of the nonfamily households were people living alone, but some were composed of people living in households in which no one was related to the householder.

The Types of Households in DeKalb, IL Urbanized Area in 2005-2009



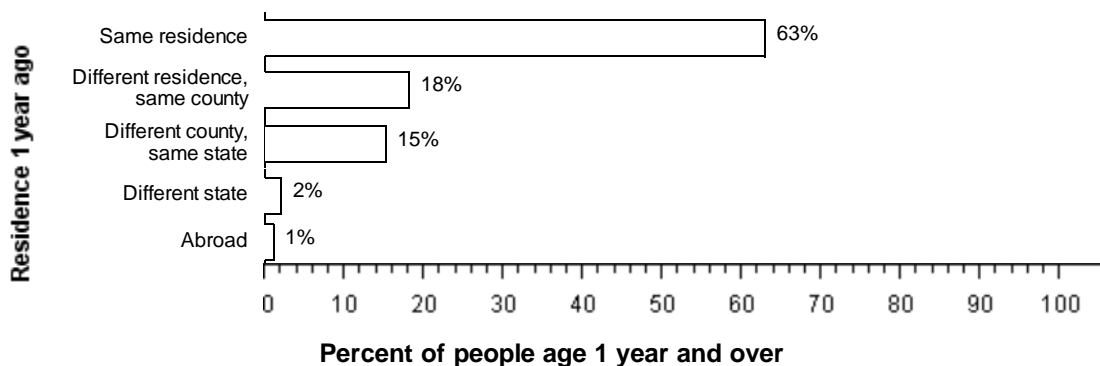
Source: American Community Survey, 2005-2009

NATIVITY AND LANGUAGE: Nine percent of the people living in DeKalb, IL Urbanized Area in 2005-2009 were foreign born. Ninety-one percent was native, including 73 percent who were born in their state of residence.

Among people at least five years old living in DeKalb, IL Urbanized Area in 2005-2009, 14 percent spoke a language other than English at home. Of those speaking a language other than English at home, 58 percent spoke Spanish and 42 percent spoke some other language; 43 percent reported that they did not speak English "very well."

GEOGRAPHIC MOBILITY: In 2005-2009, 63 percent of the people at least one year old living in DeKalb, IL Urbanized Area were living in the same residence one year earlier; 18 percent had moved during the past year from another residence in the same county, 15 percent from another county in the same state, 2 percent from another state, and 1 percent from abroad.

Geographic Mobility of Residents of DeKalb, IL Urbanized Area in 2005-2009

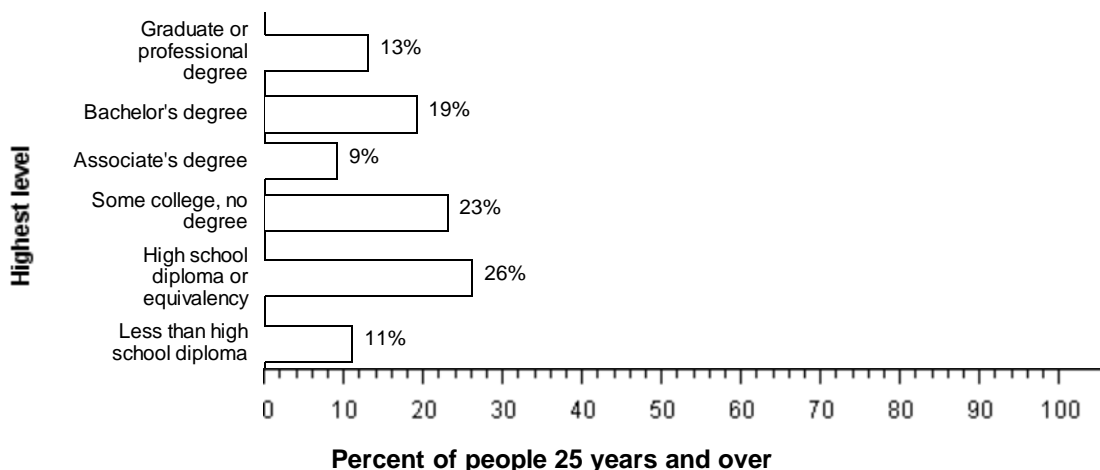


Source: American Community Survey, 2005-2009

EDUCATION: In 2005-2009, 90 percent of people 25 years and over had at least graduated from high school and 32 percent had a bachelor's degree or higher. Eleven percent were dropouts; they were not enrolled in school and had not graduated from high school.

The total school enrollment in DeKalb, IL Urbanized Area was 30,000 in 2005-2009. Nursery school and kindergarten enrollment was 1,400 and elementary or high school enrollment was 7,400 children. College or graduate school enrollment was 21,000.

The Educational Attainment of People in DeKalb, IL Urbanized Area in 2005-2009

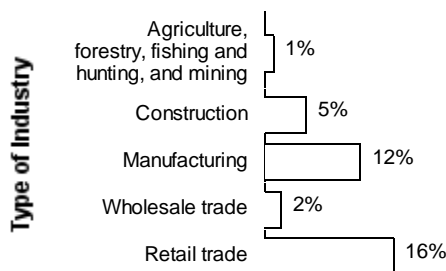


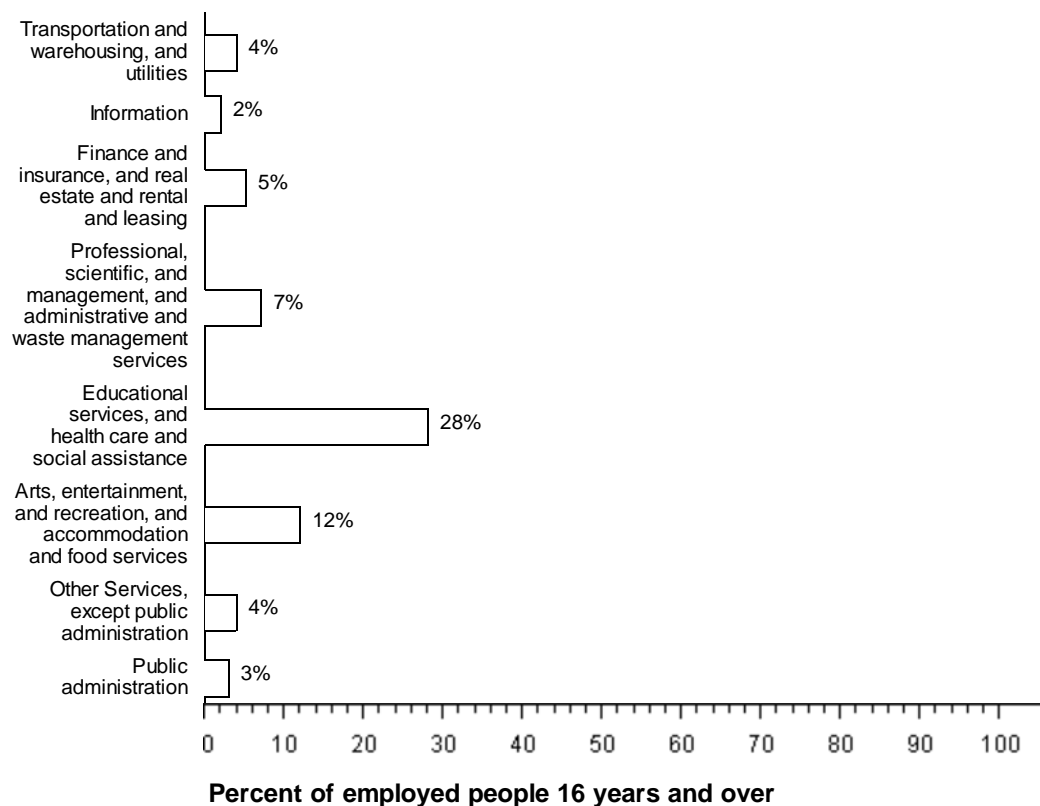
Source: American Community Survey, 2005-2009

DISABILITY: In DeKalb, IL Urbanized Area, among people at least five years old in 2005-2009, percent reported a disability. The likelihood of having a disability varied by age - from percent of people 5 to 15 years old, to percent of people 16 to 64 years old, and to percent of those 65 and older.

INDUSTRIES: In 2005-2009, for the employed population 16 years and older, the leading industries in DeKalb, IL Urbanized Area were Educational services, and health care, and social assistance, 28 percent, and Retail trade, 16 percent.

Employment by Industry in DeKalb, IL Urbanized Area in 2005-2009





Source: American Community Survey, 2005-2009

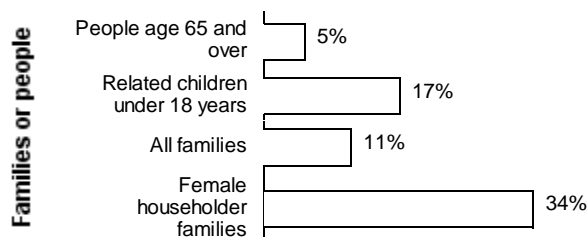
OCCUPATIONS AND TYPE OF EMPLOYER: Among the most common occupations were: Management, professional, and related occupations, 33 percent; Sales and office occupations, 27 percent; Service occupations, 20 percent; Production, transportation, and material moving occupations, 12 percent; and Construction, extraction, maintenance, and repair occupations, 7 percent. Seventy-two percent of the people employed were Private wage and salary workers; 23 percent was Federal, state, or local government workers; and 5 percent was Self-employed in own not incorporated business workers.

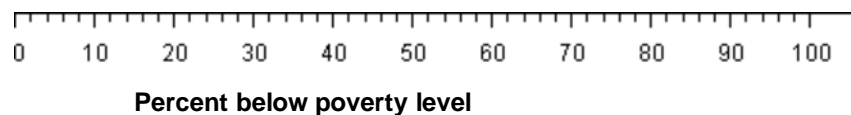
TRAVEL TO WORK: Seventy-five percent of DeKalb, IL Urbanized Area workers drove to work alone in 2005-2009, 9 percent carpoolled, 3 percent took public transportation, and 9 percent used other means. The remaining 4 percent worked at home. Among those who commuted to work, it took them on average 21.2 minutes to get to work.

INCOME: The median income of households in DeKalb, IL Urbanized Area was \$43,418. Eighty-six percent of the households received earnings and 13 percent received retirement income other than Social Security. Fifteen percent of the households received Social Security. The average income from Social Security was \$15,903. These income sources are not mutually exclusive; that is, some households received income from more than one source.

POVERTY AND PARTICIPATION IN GOVERNMENT PROGRAMS: In 2005-2009, 23 percent of people were in poverty. Seventeen percent of related children under 18 were below the poverty level, compared with 5 percent of people 65 years old and over. Eleven percent of all families and 34 percent of families with a female householder and no husband present had incomes below the poverty level.

Poverty Rates in DeKalb, IL Urbanized Area in 2005-2009

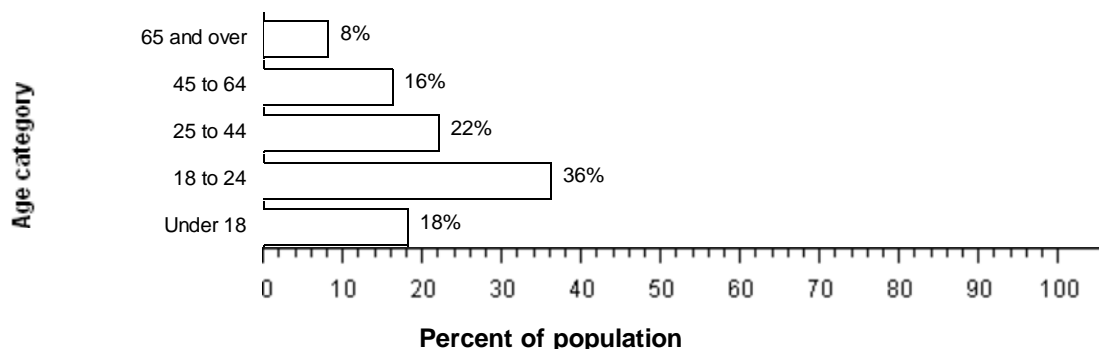




Source: American Community Survey, 2005-2009

POPULATION OF DeKalb, IL Urbanized Area: In 2005-2009, DeKalb, IL Urbanized Area had a total population of 62,000 - 31,000 (50 percent) females and 31,000 (50 percent) males. The median age was 23.8 years. Eighteen percent of the population was under 18 years and 8 percent was 65 years and older.

The Age Distribution of People in DeKalb, IL Urbanized Area in 2005-2009

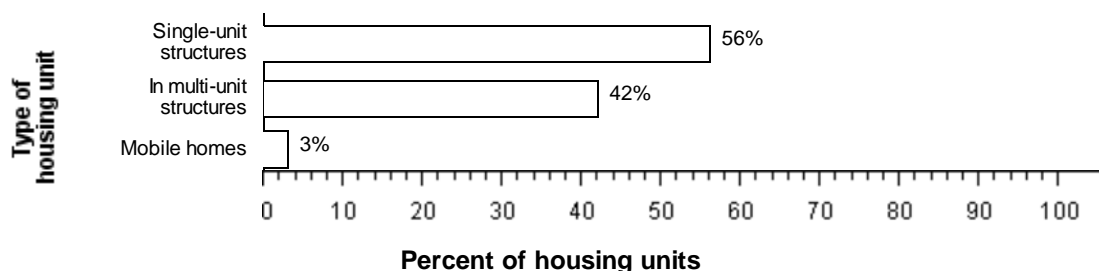


Source: American Community Survey, 2005-2009

For people reporting one race alone, 80 percent was White; 9 percent was Black or African American; less than 0.5 percent was American Indian and Alaska Native; 4 percent was Asian; less than 0.5 percent was Native Hawaiian and Other Pacific Islander, and 5 percent was Some other race. Two percent reported Two or more races. Eleven percent of the people in DeKalb, IL Urbanized Area was Hispanic. Seventy-four percent of the people in DeKalb, IL Urbanized Area was White non-Hispanic. People of Hispanic origin may be of any race.

HOUSING CHARACTERISTICS: In 2005-2009, DeKalb, IL Urbanized Area had a total of 22,000 housing units, 5 percent of which were vacant. Of the total housing units, 56 percent was in single-unit structures, 42 percent was in multi-unit structures, and 3 percent was mobile homes. Thirty-three percent of the housing units were built since 1990.

The Types of Housing Units in DeKalb, IL Urbanized Area in 2005-2009

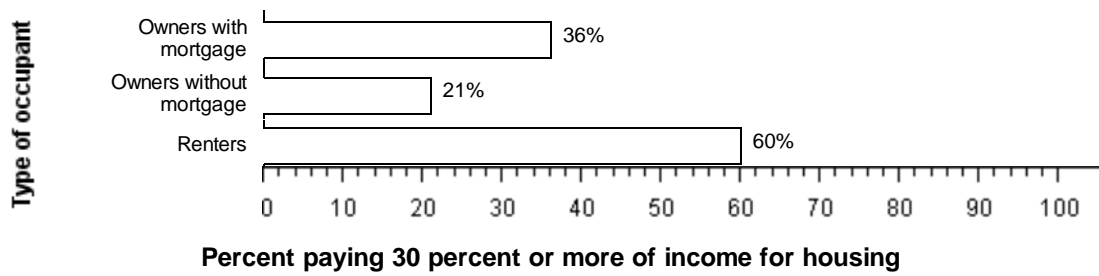


Source: American Community Survey, 2005-2009

OCCUPIED HOUSING UNIT CHARACTERISTICS: In 2005-2009, DeKalb, IL Urbanized Area had 21,000 occupied housing units - 11,000 (51 percent) owner occupied and 11,000 (49 percent) renter occupied. Four percent of the households did not have telephone service and 6 percent of the households did not have access to a car, truck, or van for private use. Multi Vehicle households were not rare. Forty percent had two vehicles and another 18 percent had three or more.

HOUSING COSTS: The median monthly housing costs for mortgaged owners was \$1,631, nonmortgaged owners \$581, and renters \$764. Thirty-six percent of owners with mortgages, 21 percent of owners without mortgages, and 60 percent of renters in DeKalb, IL Urbanized Area spent 30 percent or more of household income on housing.

Occupants with a Housing Cost Burden in DeKalb, IL Urbanized Area in 2005-2009



Source: American Community Survey, 2005-2009

Source: U.S. Census Bureau, 2005-2009 American Community Survey

The U.S. Census Bureau's Population Estimates Program produces the [official population estimates for the nation, states, counties and places, and the official estimates of housing units for states and counties](#). The population and housing characteristics included above are derived from the American Community Survey.

Notes:

- Detail may not add to totals due to rounding.
- Percentages are based on unrounded numbers.