



200 South Fourth Street
DeKalb, Illinois 60115
815.748.2000 • cityofdekalb.com

Reports and Statistics

August 2015

DeKalb Fire Department

700 Pine Street
DeKalb, Illinois 60115

815.748.8460 phone
815.748.8497 fax

www.cityofdekalb.com/DFD.htm
www.facebook.com/dekalbfire

**DeKalb Fire Department
August 2015 Overtime Comparison
to 2014**

August 2015

	<u>Hours</u>	<u>Average OT Rate</u>	<u>Average Dollars</u>
Acting Pay	320.50	\$ 3.211	\$ 1,029.09
Admin	11.00	\$ 47.727	\$ 525.00
AM Person Needs	2.00	\$ 47.727	\$ 95.45
Early Arrival	14.50	\$ 47.727	\$ 692.04
EMS	10.25	\$ 47.727	\$ 489.20
Fill In	314.00	\$ 47.727	\$ 14,986.28
Fire	6.50	\$ 47.727	\$ 310.23
Fire Investigation	-	\$ 47.727	\$ -
Fire Prevention	-	\$ 47.727	\$ -
Haz Mat	22.00	\$ 47.727	\$ 1,049.99
Holdover	6.25	\$ 47.727	\$ 298.29
Pub Ed	24.50	\$ 32.000	\$ 784.00
Radio	-	\$ 32.000	\$ -
Recalls	123.75	\$ 47.727	\$ 5,906.22
Safety	-	\$ 47.727	\$ -
SCBA	-	\$ 32.000	\$ -
Special Event	95.75	\$ 39.000	\$ 3,734.25
TRT	-	\$ 47.727	\$ -
Vehicles	25.00	\$ 40.000	\$ 1,000.00
Totals	976.00		\$ 30,900.05

August 2014

	<u>Hours</u>	<u>Using FY16 OT Rate for Direct Comparison of Dollars</u>	<u>Average Dollars</u>
Acting Pay	656.25	\$ 3.211	\$ 2,107.15
Admin	2.00	\$ 47.727	\$ 95.45
AM Personnel	-	\$ 47.727	\$ -
Early Arrival	12.50	\$ 56.537	\$ 706.72
EMS	-	\$ 47.727	\$ -
Fill In	348.00	\$ 47.727	\$ 16,609.00
Fire	63.50	\$ 47.727	\$ 3,030.66
Fire Investigation	-	\$ 47.727	\$ -
Fire Prevention	7.00	\$ 47.727	\$ 334.09
Haz Mat	-	\$ 47.727	\$ -
Holdover	16.25	\$ 47.727	\$ 775.56
Pub Ed	59.00	\$ 32.000	\$ 1,888.00
Radio	-	\$ 32.000	\$ -
Recalls	95.50	\$ 47.727	\$ 4,557.93
Safety	-	\$ 47.727	\$ -
SCBA	-	\$ 32.000	\$ -
Special Event	141.75	\$ 39.000	\$ 5,528.25
TRT	-	\$ 47.727	\$ -
Vehicles	10.75	\$ 40.000	\$ 430.00
Totals	1,412.50		\$ 36,062.82

**DeKalb Fire Department
August 2015 Time Off Comparison
to 2014**

August 2015

	<u>Hours</u>	<u>Average Hourly Rate</u>	<u>Average Dollars</u>
Admin Leave	0	31.818	\$ -
Bereavement	0	31.818	\$ -
Comp Used	0	31.818	\$ -
Excused	272.50	31.818	\$ 8,670.41
Illness - Family	14.00	31.818	\$ 445.45
Illness - Self	264.00	31.818	\$ 8,399.95
Illness - Long Term	-	31.818	\$ -
Kelly Day	1,008.00	31.818	\$ 32,072.54
Suspension	-	31.818	\$ -
Light Duty	-	31.818	\$ -
Off Duty Injury	24.00	31.818	\$ 763.63
Unpaid Leave	-	31.818	\$ -
Vacation	1,944.00	31.818	\$ 61,854.19
Work Comp	288.00	31.818	\$ 9,163.58
Totals	3,814.50		\$ 121,369.76

August 2014

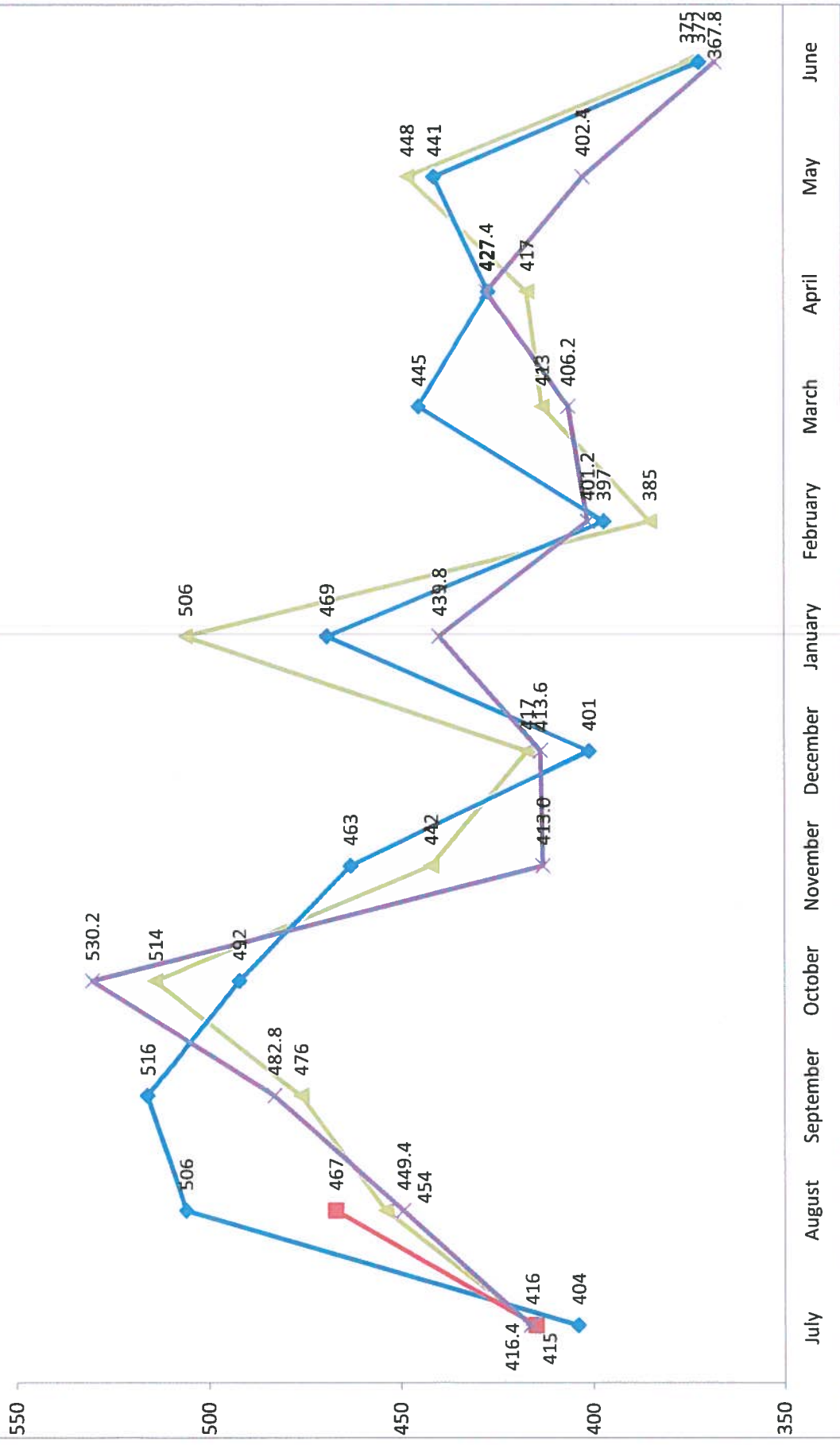
	<u>Hours</u>	<u>Using FY16 Hourly Rate for Direct Comparison of Dollars</u>	<u>Average Dollars</u>
Admin Leave	0	31.818	0
Bereavement	0	31.818	\$ -
Comp Used	0	31.818	\$ -
Excused	168.00	31.818	\$ 5,345.42
Illness - Family	229.25	31.818	\$ 7,294.28
Illness - Self	168.00	31.818	\$ 5,345.42
Kelly Day	960.00	31.818	\$ 30,545.28
Light Duty	-	31.818	\$ -
Off Duty Injury	24.00	31.818	\$ 763.63
Unpaid Leave	-	31.818	\$ -
Vacation	1,824.00	31.818	\$ 58,036.03
Work Comp	-	31.818	\$ -
Totals	3,373.25		\$ 107,330.07

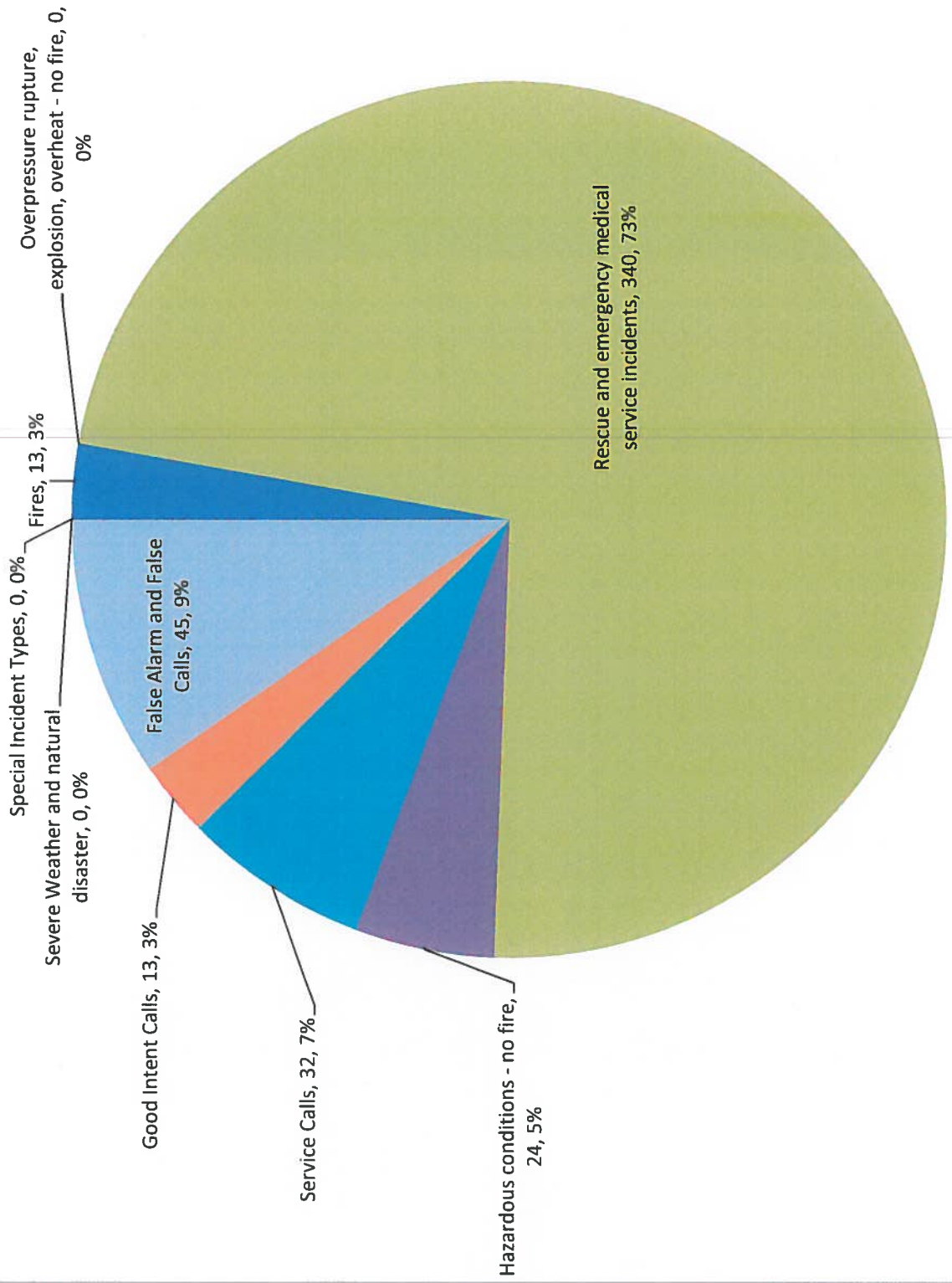
Monthly Requests for Emergency Service

	<u>July</u>	<u>August</u>	<u>September</u>	<u>October</u>	<u>November</u>	<u>December</u>	<u>January</u>	<u>February</u>	<u>March</u>	<u>April</u>	<u>May</u>	<u>June</u>	<u>totals</u>	<u>mid-year</u>
FY95	191	293	254	277	261	253	219	240	204	269	221	201	2883	1529
FY96	258	267	261	279	264	231	235	246	245	243	205	210	2944	1560
FY97	296	287	296	286	257	236	265	213	200	251	225	252	3064	1658
FY98	252	263	279	308	267	223	256	223	264	285	610	247	3477	1592
FY99	264	312	322	371	278	276	289	242	272	273	279	289	3467	1823
FY00	317	312	320	351	234	248	267	273	254	269	291	232	3368	1782
FY01	233	311	351	303	268	256	284	298	277	277	257	298	3413	1722
FY02	320	291	339	344	309	268	270	245	269	331	269	242	3497	1871
FY03	274	363	350	348	314	279	319	305	335	327	291	244	3749	1928
FY04	285	327	335	345	330	245	318	318	277	345	328	281	3734	1867
FY05	264	335	384	416	330	329	320	331	378	343	328	351	4109	2058
FY06	280	353	377	401	377	317	366	315	353	394	329	305	4167	2105
FY07	371	365	458	448	357	342	367	407	415	406	356	368	4660	2341
FY08	388	500	481	460	420	395	384	443	419	348	381	358	4977	2644
FY09	393	471	473	500	427	451	433	377	369	432	338	320	4984	2715
FY10	358	444	481	471	398	438	444	397	375	408	354	358	4926	2590
FY11	384	450	470	593	383	412	390	438	386	416	394	344	5060	2692
FY12	431	446	480	580	441	360	429	387	451	414	403	398	5220	2738
FY13	447	453	507	493	401	441	430	399	406	482	413	364	5236	2742
FY14	416	454	476	514	442	417	506	385	413	417	448	375	5263	2719
FY15	404	506	516	492	463	401	469	397	445	427	441	372	5333	4961
FY16	415	467												
Prev 5 yr. ,	416.4	449.4	482.8	530.2	413.0	413.6	439.8	401.2	406.2	427.4	402.4	367.8	5141.0	2696.2
FY15	404	910	1426	1918	2381	2782	3251	3648	4093	4520	4961	5333		
FY16	415	882												
difference	11	-28												

Monthly Requests for Emergency Service

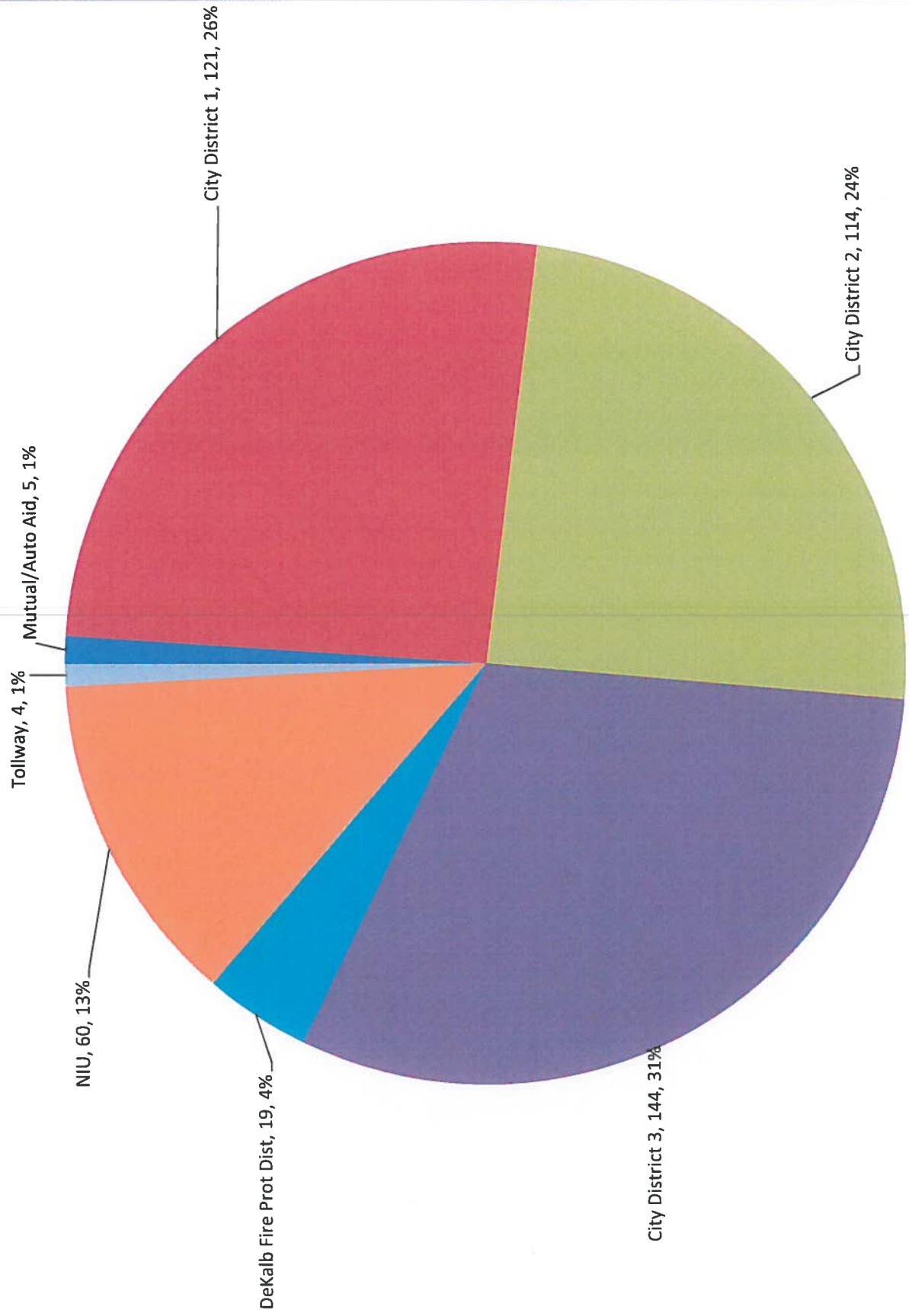
— FY14
 — FY15
 — FY16
 — Prev 5 yr. Ave



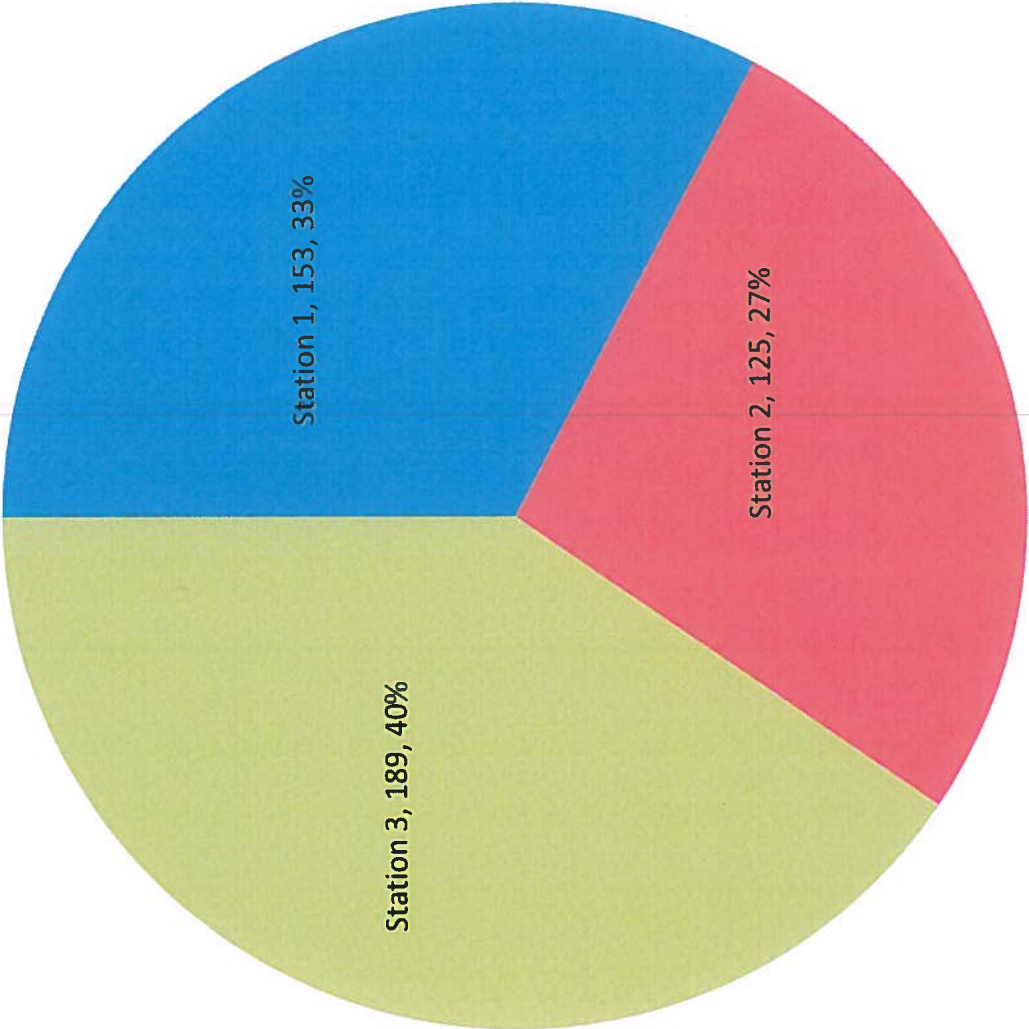


Calls By Incident Type Category

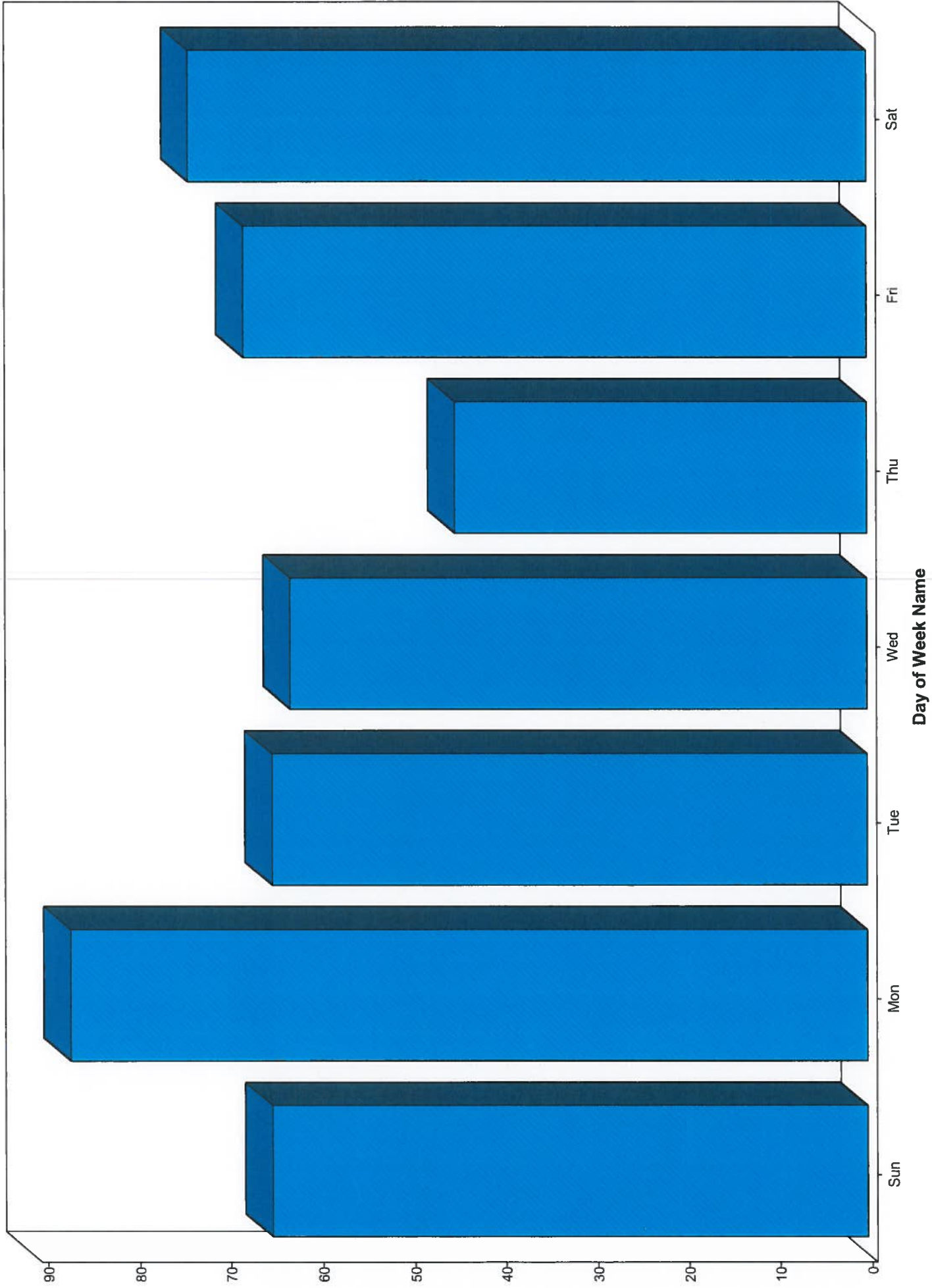
Calls by Response Area



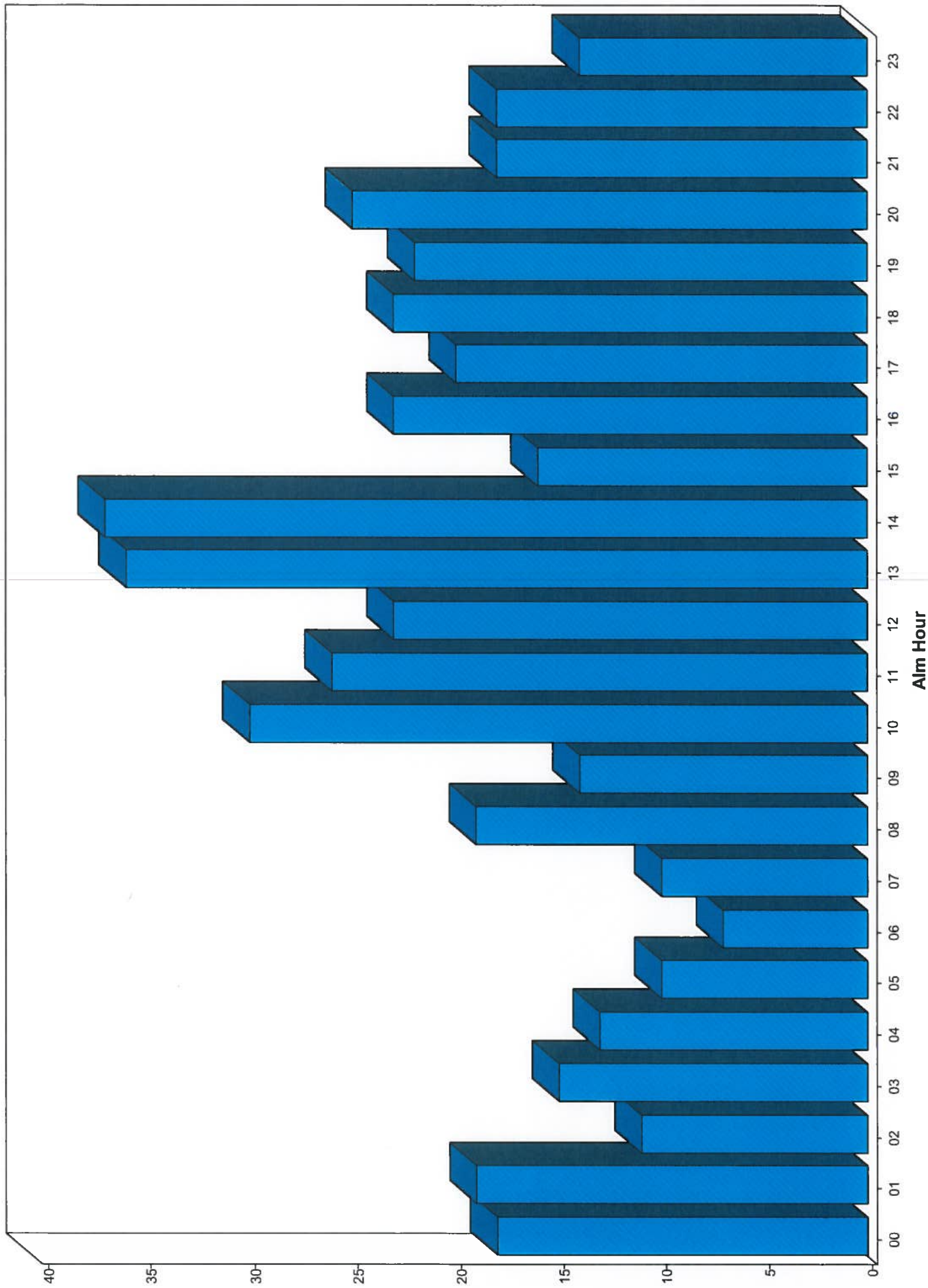
Incident Response by Fire Station



Incident Responses by Day of Week
Alarm Date Between {08/01/2015} And {08/31/2015}



Count of Incidents by Alarm Hour
Alarm Date Between {08/01/2015} And {08/31/2015}



DeKalb Fire Department

Departmental Activity Report

Current Period: 08/01/2015 to 08/31/2015, Prior Period: 08/01/2014 to 08/31/2014

00:00 to 23:59

All Stations

All Shifts

All Units

All Activity Types

Category	Current Period		Prior Period	
	Count	Staff Hrs	Count	Staff Hrs
Departmental Events				
4 Off Locked Day	30	720.00	0	0.00
	30	720.00	0	0.00
Dispatch/Remote Station Incidents*				
EMS Incidents	0	0.00	0	0.00
NFIRS Incidents	0	0.00	0	0.00
	0	0.00	0	0.00
Fire Alarm Situations				
Chemical release, reaction, or toxic	8	17.62	6	39.76
Citizen complaint	0	0.00	1	0.72
Combustible/flammable spills & leaks	8	18.90	4	17.84
Controlled burning	0	0.00	1	0.84
Cover assignment, standby at fire station,	3	32.64	4	137.53
Dispatched and cancelled en route	4	0.74	4	25.78
Electrical wiring/equipment problem	8	116.02	8	18.22
Emergency medical service (EMS) Incident	335	728.48	359	686.31
Extrication, rescue	2	3.05	1	1.76
HazMat release investigation w/no HazMat	4	7.20	1	0.64
Malicious, mischievous false alarm	2	3.60	1	2.01
Medical assist	1	2.35	0	0.00
Mobile property (vehicle) fire	0	0.00	2	4.00
Natural vegetation fire	2	11.68	1	3.20
Outside rubbish fire	5	14.60	5	11.13
Person in distress	2	2.55	0	0.00
Public service assistance	16	13.51	20	60.20
Rescue or EMS standby	1	25.20	5	104.51
Severe Weather & Natural Disaster -	0	0.00	1	1.24
Smoke, odor problem	6	9.17	5	8.42
Steam, Other gas mistaken for smoke	1	25.64	3	14.85
Structure Fire	6	141.04	9	191.06
System or detector malfunction	16	23.63	19	41.38
Unauthorized burning	5	57.12	8	11.79
Unintentional system/detector operation	27	39.93	35	43.70
Wrong location, no emergency found	4	5.50	2	0.64

* Staff hours for Fire Alarm responses that have an associated EMS alarm record are considered shared hours. Shared hours are posted only with the EMS alarm responses to avoid duplication of staff hours in totals.

DeKalb Fire Department

Departmental Activity Report

Current Period: 08/01/2015 to 08/31/2015, Prior Period: 08/01/2014 to 08/31/2014

00:00 to 23:59

All Stations

All Shifts

All Units

All Activity Types

Category	Current Period		Prior Period	
	Count	Staff Hrs	Count	Staff Hrs
Fire Alarm Situations	466	1,300.17	505	1,427.53
Hydrant Activities				
Flow Tests	0	0.00	0	0.00
Inspections	0	0.00	0	0.00
	0	0.00	0	0.00
Inspection Violations Corrected				
Address numbers.	6		1	
Ceiling clearance.	1		0	
Clearance from ignition sources.	2		1	
Extension cords.	3		1	
Fire hydrant systems.	1		0	
General requirements.	5		2	
General.	0		1	
Illumination.	3		0	
Inspection, testing and maintenance.	1		0	
International Fire Code 1011.2 & 1011.1	2		0	
MC 13.02 CH3 SEC 302.4 Weeds	1		0	
MC 13.02 CH3 SEC 307.1 Accumulation of	1		0	
Means of egress continuity.	5		0	
Multiplug adapters.	2		1	
Municipal Code 26.02	1		0	
Municipal Code 28.03	2		3	
Municipal Code 29	1		0	
National Fire Protection Association	2		0	
National Fire Protection Association 7.9.3	4		2	
Obstructions.	0		1	
Performance of system.	1		0	
PM 605.1	2		0	
Posting of occupant load.	5		1	
Property Maintenance 302.1	0		3	
Property Maintenance 304.13	0		1	
Property Maintenance 304.2	0		2	
Property Maintenance 305.1	3		3	

* Staff hours for Fire Alarm responses that have an associated EMS alarm record are considered shared hours. Shared hours are posted only with the EMS alarm responses to avoid duplication of staff hours in totals.

DeKalb Fire Department

Departmental Activity Report

Current Period: 08/01/2015 to 08/31/2015, Prior Period: 08/01/2014 to 08/31/2014

00:00 to 23:59

All Stations

All Shifts

All Units

All Activity Types

Category	Current Period		Prior Period	
	Count	Staff Hrs	Count	Staff Hrs
Inspection Violations Corrected				
Property Maintenance 402.2	2		0	
Property Maintenance 504.1	3		2	
Required fire protection systems.	2		0	
Securing compressed gas containers, Storage in buildings.	2		1	
Unapproved conditions.	1		0	
Unified Development Ordinance 12.03	3		3	
Unobstructed and unobscured.	1		0	
Working space and clearance.	1		0	
	4		0	
	<u>73</u>		<u>29</u>	

Inspection Violations Discovered

Address numbers.	9		0	
ANNUNCIATOR.	2		0	
Clearance from ignition sources.	3		0	
Exit sign illumination.	0		1	
Extension cords.	6		0	
General requirements.	5		0	
General.	1		0	
Illumination.	4		0	
Inspection, testing and maintenance.	3		0	
MC 12.01 10 Storage of Junk	1		0	
MC 12.01 23 Mosquito Breeding Places	1		0	
MC 13.02 CH3 SEC 302.4 Weeds	2		0	
MC 13.02 CH3 SEC 304.12 Handrails and	1		0	
MC 13.02 CH3 SEC 304.14 Insect Screens	1		0	
MC 13.02 CH3 SEC 304.2 Protective	1		0	
MC 13.02 CH3 SEC 304.7 Roofs and Drainage	1		0	
MC 13.02 CH3 SEC 307.1 Accumulation of	1		0	
MC 16.06	2		1	
MC 5.16 c Inspection	1		0	
Means of egress continuity.	6		0	
Municipal Code 28.03	12		1	
Municipal Code 29	0		1	
National Fire Protection Association	2		1	
National Fire Protection Association 7.9.3	7		1	

* Staff hours for Fire Alarm responses that have an associated EMS alarm record are considered shared hours. Shared hours are posted only with the EMS alarm responses to avoid duplication of staff hours in totals.

DeKalb Fire Department

Departmental Activity Report

Current Period: 08/01/2015 to 08/31/2015, Prior Period: 08/01/2014 to 08/31/2014

00:00 to 23:59

All Stations

All Shifts

All Units

All Activity Types

Category	Current Period		Prior Period	
	Count	Staff Hrs	Count	Staff Hrs
Inspection Violations Discovered				
Obstructions.	1		0	
Office of State Fire Marshal	0		1	
PM 605.1	2		3	
Posting of occupant load.	9		0	
Property fee	1		0	
Property Maintenance 302.1	2		3	
Property Maintenance 304.13	2		3	
Property Maintenance 304.15	0		1	
Property Maintenance 304.3	0		2	
Property Maintenance 305.1	4		1	
Property Maintenance 504.1	3		0	
Property Maintenance 703.2	0		1	
Property Maintenance 704.1 & IFC 907.20.5	2		1	
Securing compressed gas containers,	2		0	
SMOKE DETECTOR.	0		1	
Storage in buildings.	3		1	
Storage.	0		1	
Unapproved conditions.	5		2	
Unobstructed and unobscured.	4		0	
Where required new buildings and	5		0	
Where required.	3		0	
Working space and clearance.	5		1	
	125		28	

Non-Incident Activities

Administration	1	4.00	2	2.50
Bereavement	1	1.37	0	0.00
Buildings and Grounds	17	19.49	55	240.50
Communications Activities	7	1.97	2	2.25
Community Event	0	0.00	5	6.25
Convocation Center Events	0	0.00	2	9.50
Corn Fest	0	0.00	9	53.21
DHS Football	0	0.00	4	19.50
EMS/Ambulance	3	11.00	5	2.50
Equipment Preperation	11	38.00	13	26.50
Excused	22	268.74	8	170.00

* Staff hours for Fire Alarm responses that have an associated EMS alarm record are considered shared hours. Shared hours are posted only with the EMS alarm responses to avoid duplication of staff hours in totals.

DeKalb Fire Department

Departmental Activity Report

Current Period: 08/01/2015 to 08/31/2015, Prior Period: 08/01/2014 to 08/31/2014

00:00 to 23:59

All Stations

All Shifts

All Units

All Activity Types

Category	Current Period		Prior Period	
	Count	Staff Hrs	Count	Staff Hrs
Non-Incident Activities				
EXTINGUISHER TRAINING	10	14.00	6	42.00
Fill-in	58	431.50	44	395.74
Fire Drill	0	0.00	3	3.00
Fire Investigation	2	3.00	8	16.23
Illness - Family	1	14.00	12	228.20
Illness - Self	11	264.00	7	168.00
Inspection Activities	29	423.00	48	759.80
Kelly Day	87	2,088.00	84	2,016.00
MEETING	4	2.00	3	3.50
NIU Football	0	0.00	6	36.00
Off Duty Injury	0	0.00	1	24.00
On Duty	486	11,502.26	472	11,247.00
Physical	10	9.50	0	0.00
Pub Ed Event	6	4.00	10	41.60
PUB ED VISIT - NOT AT A STATION	9	12.25	15	22.00
Public Education	2	1.00	0	0.00
Special Event Preperation	8	26.00	0	0.00
Technical Rescue Team Activity	0	0.00	1	2.00
Trade Kelly Off	5	120.00	0	0.00
Trade Kelly On	5	120.00	0	0.00
Trade Time Off	54	1,223.00	66	1,425.00
Trade Time On	55	1,228.00	71	1,530.80
Vacation	159	3,816.00	156	3,672.00
Vehicle Maintenance	20	36.87	13	12.50
Work Comp	12	288.00	0	0.00
	1,095	21,970.95	1,131	22,178.08

Occupancy Inspections/Activities

Annual Pre-plan Walkthrough	6	5.50	0	0.00
Fire Drill	0	0.00	1	7.50
INSPECTION - Commercial Building	22	8.71	0	0.00
Inspection - Final Occupancy	4	0.87	2	1.43
INSPECTION - License - Fire and Safety	10	3.52	6	5.20
INSPECTION - License - Gaming Device	1	0.50	0	0.00
INSPECTION - License - Gas Station	0	0.00	2	1.00
INSPECTION - Outside Property Maintenance	4	0.42	0	0.00

* Staff hours for Fire Alarm responses that have an associated EMS alarm record are considered shared hours. Shared hours are posted only with the EMS alarm responses to avoid duplication of staff hours in totals.

DeKalb Fire Department

Departmental Activity Report

Current Period: 08/01/2015 to 08/31/2015, Prior Period: 08/01/2014 to 08/31/2014

00:00 to 23:59

All Stations

All Shifts

All Units

All Activity Types

Category	Current Period		Prior Period	
	Count	Staff Hrs	Count	Staff Hrs
Occupancy Inspections/Activities				
INSPECTION - Special	0	0.00	1	2.50
LEGAL - FOIA	1	0.08	0	0.00
REFERRAL/COMPLAINT - Other FLS Checklist	0	0.00	1	1.00
Test - Alarm System	2	0.02	0	0.00
Test - Fire Suppression System	2	0.08	1	2.00
	<u>52</u>	<u>19.70</u>	<u>14</u>	<u>20.63</u>
Permits Issued				
Fireworks - Conduct Display	0		1	
	<u>0</u>		<u>1</u>	
Testing/Maintenance of Equipment				
General Maintenance	0	0.00	1	1.00
On Call Chief	0	0.00	12	0.00
	<u>0</u>	<u>0.00</u>	<u>13</u>	<u>1.00</u>
Training				
ADMINISTRATION	0	0.00	8	6.68
APPARATUS CHECKS	325	352.43	382	384.44
Bloodborne Pathogens	28	52.83	0	0.00
Boat Operations	17	31.00	0	0.00
Building Tour/Familiarization	4	2.50	6	8.00
BUILDING/INSPECTION FIRE PREVENTION	1	0.25	0	0.00
Emergency Medical Services	57	110.75	43	85.00
FIRE SERVICE VEHICLE OPERATOR	1	48.00	0	0.00
FIRE TRAINING	72	182.00	39	55.50
FIREFIGHTER 3	1	40.00	0	0.00
HAZARDOUS MATERIALS	11	40.00	18	63.00
LADDER AND PUMP OPERATIONS	17	14.50	3	6.75
Ladder Drill - Raising 40' Pole Ladder	28	34.00	0	0.00
MAP TRAINING	0	0.00	5	6.50
NON-EMERGENCY DRIVING	171	188.73	172	177.00
ORGANIZATION	1	3.00	10	23.00
PERSONAL PROTECTIVE EQUIPMENT INSPECTION	8	4.00	19	10.75
PHYSICAL FITNESS TRAINING	135	202.23	138	217.79

* Staff hours for Fire Alarm responses that have an associated EMS alarm record are considered shared hours. Shared hours are posted only with the EMS alarm responses to avoid duplication of staff hours in totals.

DeKalb Fire Department

Departmental Activity Report

Current Period: 08/01/2015 to 08/31/2015, Prior Period: 08/01/2014 to 08/31/2014

00:00 to 23:59

All Stations

All Shifts

All Units

All Activity Types

Category	Current Period		Prior Period	
	Count	Staff Hrs	Count	Staff Hrs
Training				
PRE-PLANNING	5	5.00	6	10.00
PUBLIC EDUCATION	1	1.07	1	1.00
PUMP OPERATIONS ON ENGINES	0	0.00	2	1.50
QUICK DRILL	4	4.00	0	0.00
SCBA INSPECTION	313	112.47	356	171.41
Shift 2 Captain Training	3	6.00	0	0.00
TECHNICAL RESCUE	17	27.00	50	122.75
VEHICLE AND MACHINERY OPERATIONS	2	80.00	0	0.00
	<u>1,222</u>	<u>1,541.76</u>	<u>1,258</u>	<u>1,351.07</u>

* Staff hours for Fire Alarm responses that have an associated EMS alarm record are considered shared hours. Shared hours are posted only with the EMS alarm responses to avoid duplication of staff hours in totals.