

AUTHORIZING THE PURCHASE OF TWO 2022 ROSENBAUER FIRE ENGINES FOR THE DEKALB FIRE DEPARTMENT THROUGH ROSENBAUER AMERICA IN AN AMOUNT NOT TO EXCEED \$1,415,740.

WHEREAS, the City of DeKalb (the "City") is a home rule unit of local government and may exercise any power and perform any function pertaining to its government and affairs pursuant to Article VII, Section 6, of the Illinois Constitution of 1970; and

WHEREAS, the City's Fire Department recommends the purchase of two (2) Rosenbauer fire engines for the City's Fire Department in an amount not to exceed \$1,415,740; and

WHEREAS, the City's corporate authorities find that approving the purchase of two (2) Rosenbauer fire engines for the City's Fire Department in a total amount not to exceed \$1,415,740 is in the City's best interests for the protection of the public health, safety, and welfare; and

NOW, THEREFORE, BE IT RESOLVED BY THE COUNCIL OF THE CITY OF DEKALB, ILLINOIS:

SECTION 1: The City's corporate authorities waive any and all applicable competitive bidding requirements and approve, authorize, direct and ratify the City Manager to negotiate and execute a purchase agreement, in a form acceptable to him, with Rosenbauer America, for the purchase of two (2) new fire engines and equipment in a total amount not to exceed \$1,415,740, and for City staff to take all actions necessary to equip said vehicles for fire department purposes.

SECTION 2: This resolution and each of its terms shall be the effective legislative act of a home rule municipality without regard to whether such resolution should (a) contain terms contrary to the provision of current or subsequent non-preemptive state law, or (b) legislate in a manner or regarding a matter not delegated to municipalities by state law. It is the intent of the City's corporate authorities that to the extent that the terms of this resolution should be inconsistent with any non-preemptive state law, that this resolution shall supersede state law in that regard within its jurisdiction.

SECTION 3: This resolution shall be in full force and effect from and after its passage and approval as provided by law.

PASSED BY THE CITY COUNCIL of the City of DeKalb, Illinois at a Regular meeting thereof held on the 10th day of January 2022 and approved by me as Mayor on the same day. Passed by an 8-0 call vote. Aye: Morris, Larson, Smith, Perkins, McAdams, Verbic, Faivre, Barnes. Nay: None.




COHEN BARNES, Mayor

ATTEST:



Ruth A. Scott, Executive Assistant

QUOTATION

Sentinel Emergency Solutions

Rosenbauer America
Dave Reichman

Quote No:	NE Demo-0061	
PUMPER:	G0-00-0100	Rosenbauer EXT Sngl Axle Pmpr/Tnkr
BID PREP:	G0-09-0010	EXT Pmpr/Tnkr Bid Prep Forms
WARRANTY:	G0-09-2010	EXT Pmpr/Tnkr Warranties-BR
ELEC-DC:	G0-50-0010	EXT Pmpr/Tnkr - RACH DC Electrical Syste
CHS MODS:	G0-10-0000	EXT SA Pmpr/Tnkr Chassis Modifctns
PLUMBING:	G0-20-0000	EXT Midship Pmpr/Tnkr Pump&Plumbing
PUMP COMPT:	G0-26-0000	EXT Pmpr/Tnkr-Side Mount Pump Cmpt
BODY-PMPR:	G0-30-1400	EXT HLHD / HRHD SA Pmpr/Tnkr
BODY-CMMN:	G0-44-0000	EXT Pmpr/Tnkr Common Body Parts
ELEC-AC:	G0-60-0000	EXT Pmpr/Tnkr - AC Electrical System
EQUIP-SYST:	G0-70-0000	EXT Pmpr/Tnkr - Equipment Systems
PAINT:	G0-80-0000	EXT SA Pmpr/Tnkr - Pnt/Ltr/Str
EQUIP-LSE:	G0-90-0000	EXT Pmpr/Tnkr - Loose Equipment

12/08/2021

Page 1

PART NO	S	DESCRIPTION	QTY	ID
== EXT Pmpr/Tnkr Bid Prep Forms - 2013.010 01/03/13 ==				
00-00-1100	S	> Information Request Form (Factory Required)	1	RAS
00-00-1300		Fire Department Name	1	RAS
00-00-1500	S	< > MAXIMUM OVERALL HEIGHT	1	RAS
		Max height 10'		
00-00-1510		> MAXIMUM OVERALL LENGTH	1	RAS
00-00-1519		Overall Width Restriction, NONE	1	RAS
00-00-1529		Wheelbase Restriction, NONE	1	RAS
00-00-1539		Angle of Approach, NFPA Minimum, 8 Degrees	1	RAS
00-00-1549		Angle of Departure, NFPA Minimum, 8 Degrees	1	RAS
00-12-1100		Financial Stability Response	1	RAS
01-06-0560		> Electronic Stability Control	1	RAS
02-02-0200		> Pre-Construction Conference At Mfg.	1	RAS
== EXT Pmpr/Tnkr Warranties-BR - 2013.010 01/03/13 ==				
01-16-0150		- Warranty, Apparatus, Body Warranty, 1 Year	1	RAS
01-19-0460		- Warranty, Bdy, Alum, Life-Time, Transferable	1	RAS
01-19-2450		- Warranty, Subframe, Lifetime Alum, Transferable	1	RAS
01-20-0360		- Warranty, Paint, PPG, 10 Years, EXT	1	RAS
01-21-0150		- Warranty, Lettering and Striping, 1 Year	1	RAS
01-17-0650		- Pump Warranty, Hale Lmtd Std, 5 Years,(2 yrs P/L-3 yrs P)	1	RAS
02-14-6250		Pimbg Warranty, Stnls Stl, 10 Years	1	RAS
01-33-3300		- Manuals, Body Complete, Digital Copy	1	RAS
01-33-5400		- Manuals, Electrical , As Built Body, Digital Copy	1	RAS
== EXT Pmpr/Tnkr - RACH DC Electrical Syste - 2013.010 01/03/13 ==				
56-01-1300		- Siren, Elect, Code 3 3692 V-Con	1	RAS
56-02-1600		- Spkr, F-S Dynamax, ES100C 100 Watt	1	RAS
56-02-1652		- Spkr Mnt, Stnls Stl, F-S Trim Ring ESFMT	1	RAS
56-03-1800		- Spkr Lctn, To Be Determined by Body Mfg	1	RAS
56-06-0300		- Siren, F-S, Q2B, Mech, Pedestal Mnted Q2B-01PSD	1	RAS
56-07-1300		- Siren Cntrl, F-S, Q2B, Driver's Side Foot Swtch	1	RAS
56-07-1400		- Siren Cntrl, F-S, Q2B, Officer's Side Foot Swtch	1	RAS
56-07-1100		- Siren Brake, F-S, Q2B, Driver's Side	1	RAS

PART NO	S	DESCRIPTION	QTY	ID
57-02-1250	< > ST10	-- Lt Bar, Whelen, Ultra Freedom IV, #F4N7QLED, LED, 72"	1	RAS
57-10-0600		-- Lightbar Cntrl, with Master Warning Switch	1	RAS
		REAR FACING - UPPER WARN LTS - UPPER ZONE C	1	RAS
58-71-1770		-- Wrn Lts, Whelen, Upper Rr (2) M9 LED	1	RAS
57-20-1400		-- Wrn Lt, Drvr, Whelen, M9, Red LED, Color Lens, Ea	1	RAS
57-20-1401		-- Wrn Lt, Offcr, Whelen, M9, Red LED, Color Lens, Ea	1	RAS
58-01-2180		-- Flange, Chrome, Wrn Lt, Whln, M9 Ea	2	RAS
58-46-2100		-- Wrn Lts, Whelen, Upper Side Front (2) M9 LED	1	RAS
57-20-1400		-- Wrn Lt, Drvr, Whelen, M9, Red LED, Color Lens, Ea	1	RAS
57-20-1401		-- Wrn Lt, Offcr, Whelen, M9, Red LED, Color Lens, Ea	1	RAS
58-01-2180		-- Flange, Chrome, Wrn Lt, Whln, M9 Ea	2	RAS
58-61-2100		-- Wrn Lts, Whelen, Upper Side Rr (2) M9 LED	1	RAS
57-20-1400		-- Wrn Lt, Drvr, Whelen, M9, Red LED, Color Lens, Ea	1	RAS
57-20-1401		-- Wrn Lt, Offcr, Whelen, M9, Red LED, Color Lens, Ea	1	RAS
58-01-2180		-- Flange, Chrome, Wrn Lt, Whln, M9 Ea	2	RAS
58-03-6300		-- Wrn Lts, Whelen, Uppr Wing, (2) M6 LED	1	RAS
57-20-1200		-- Wrn Lt, Drvr, Whelen, M6, Red LED, Color Lens, Ea	1	RAS
57-20-1201		-- Wrn Lt, Offcr, Whelen, M6, Red LED, Color Lens, Ea	1	RAS
58-01-2140		-- Flange, Chrome, Wrn Lt, Whln, M6, Ea	2	RAS
58-03-7300		-- Wrn Lts, Whelen, Inbrd Warn Lt, (2) M6 LED	1	RAS
57-20-1200		-- Wrn Lt, Drvr, Whelen, M6, Red LED, Color Lens, Ea	1	RAS
57-20-1201		-- Wrn Lt, Offcr, Whelen, M6, Red LED, Color Lens, Ea	1	RAS
58-01-2140		-- Flange, Chrome, Wrn Lt, Whln, M6, Ea	2	RAS
58-03-8100		-- Wrn Lts, Whelen, Grille Frnt Inner Grille, (2) M7 LED	1	RAS
57-20-1300		-- Wrn Lt, Drvr, Whelen, M7, Red LED, Color Lens, Ea	1	RAS
57-20-1301		-- Wrn Lt, Offcr, Whelen, M7, Red LED, Color Lens, Ea	1	RAS
58-01-2160		-- Flange, Chrome, Wrn Lt, Whln, M7, Ea	2	RAS
58-03-9100		-- Wrn Lts, Whelen, Grille Frnt Outer Grille, (2) M7 LED	1	RAS
57-20-1300		-- Wrn Lt, Drvr, Whelen, M7, Red LED, Color Lens, Ea	1	RAS
57-20-1301		-- Wrn Lt, Offcr, Whelen, M7, Red LED, Color Lens, Ea	1	RAS
58-01-2160		-- Flange, Chrome, Wrn Lt, Whln, M7, Ea	2	RAS
58-09-2000		-- Wrn Lts, Whelen, Intrsct (2) M6 LED	1	RAS
57-20-1200		-- Wrn Lt, Drvr, Whelen, M6, Red LED, Color Lens, Ea	1	RAS
57-20-1201		-- Wrn Lt, Offcr, Whelen, M6, Red LED, Color Lens, Ea	1	RAS
58-01-2140		-- Flange, Chrome, Wrn Lt, Whln, M6, Ea	2	RAS
58-26-2000		-- Wrn Lts, Whelen, Low Mid Bdy (2) M6 LED	1	RAS
57-20-1200		-- Wrn Lt, Drvr, Whelen, M6, Red LED, Color Lens, Ea	1	RAS
57-20-1201		-- Wrn Lt, Offcr, Whelen, M6, Red LED, Color Lens, Ea	1	RAS
58-01-2140		-- Flange, Chrome, Wrn Lt, Whln, M6, Ea	2	RAS
58-36-2100	< As shown in rub rail	-- Wrn Lts, Whelen, Low Rr Side (2) LINZ6 LED	1	RAS
57-20-2000		-- Wrn Lt, Drvr, Whelen, LINZ6, Red LED, Clear Lens, Ea	1	RAS
57-20-2001		-- Wrn Lt, Offcr, Whelen, LINZ6, Red LED, Clear Lens, Ea	1	RAS
58-01-2200		-- Flange, Chrome, Wrn Lt, Whln, LINZ6FC, Ea	2	RAS
58-81-2000		-- Wrn Lts, Whelen, Low Rr (2) M6 LED	1	RAS
57-20-1200		-- Wrn Lt, Drvr, Whelen, M6, Red LED, Color Lens, Ea	1	RAS
57-20-1201		-- Wrn Lt, Offcr, Whelen, M6, Red LED, Color Lens, Ea	1	RAS
50-08-1000	>	Elecal, Base, Multi-Plex, Weldon V-MUX Body	1	RAS
50-12-1090	>	Swch Panel, Dash, Chassis Supplied	1	RAS
50-15-3100		Battery Swtch, Mstr Disconnect, Chs Sppld	1	RAS
50-41-6100	>	Air Horns (2) 24" Round Grover Stutter Tone	1	RAS
50-41-8140	<	Air Horn Location (2) Recess Mounted, Outboard, 1 Ea Side Mount extreme outboard	1	RAS
50-43-1000		Air Horn Cntris	1	RAS
50-43-2000		-- Air Horn Cntrl, Driver, Horn Ring, Air/Elec	1	RAS
50-43-2300		-- Air Horn Cntrl, Officer, Sgle Dash Swtch	1	RAS

PART NO	S	DESCRIPTION	QTY	ID
DOME-CABINET-INTERIOR-ENGINE-PUMP Lts				
51-05-1100	>	Dome Lt, Chassis Supl'd	1	RAS
51-05-6290		Lt, Engine Cmpt, Chassis Supl'd	1	RAS
51-05-6400		Lt, Pump Cmpt, 12 Volt LED With Switch	1	RAS
51-05-9000		- Switch on Light Head	1	RAS
51-20-3100	>	- Fldlt, Mntg Lctn, Front Edge Of Cab Roof	1	RAS
51-15-4162		- Fldlt, Fire Research, Evolution FCA808-V20-03, Contour Brow Mount, Commander	1	RAS
51-20-4200	>	- Lt Swtch , Remote Lctn, In Chassis Cab	1	RAS
52-01-1100		Back Up Alarm, w/Chassis	1	RAS
52-02-1110		Back Up Camera, Install Chassis Supl'd, EXT	1	RAS
52-08-1009		- Hand Lights, NFPA Compliance - Spl'd/Instl'd by DEPT	1	RAS
53-01-1200		Marker Lts, LED, DOT Requirements	1	RAS
53-01-3000		Marker Lts, Flex Arm, Britax, Pair	1	RAS
53-02-1250		License Plate Brkt, Cast Prdts, LP0005-1-C w/ LED Lt	1	RAS
53-03-0065		Whelen Rr DOT LED Ltng Pkg M6	1	RAS
53-03-2750		- Tail/Brake Lts, Whelen, LED, M6 (Pair)	1	RAS
53-04-2750		- Turn Signals, Whelen, LED w/ Arrow, M6 (Pair)	1	RAS
53-06-3550		- Backup Lts, Whelen, LED, M6 (Pair)	1	RAS
53-07-1210		- Tail Lt Bezel, 4 Lts, Whln M6 (Pair), ABS Chrome	1	RAS
53-05-1800		Turn Signals, Mid Bdy, LED Marker Lt (Pair)	1	RAS
54-01-1220		- Ground Lts, Frt Bumper, LED, Whelen 3SC0CDCR, Pair	1	RAS
54-02-1100		- Ground Lts, Cab, Supl'd w/Custom Chassis	1	RAS
54-03-1420		- Ground Lts, Mid Body, LED, Whelen 3SC0CDCR, Pair	1	RAS
54-03-1620		- Ground Lts, Rr Step, LED, Whelen 3SC0CDCR, Pair	1	RAS
54-03-1820		- Ground Lts, Bhnd Rr Wheels, LED, Whelen 3SC0CDCR, Pair	1	RAS
54-04-1999		- Lt Swtch , Ground Lts w/ Park Brake	1	RAS
54-10-1300		Step Lt, Fxd /Fldg Step, LED, Ea	2	RAS
54-10-1450		Step Lt, Rr Tailboard, LED, Ea	2	RAS
54-10-1550		Step Lt, Bdy Side Rrng Board, LED, Ea	2	RAS
54-11-2100		Lt Swtch , Step/Wlkwy Lts Wired Park Brake Switch	1	RAS
54-15-4510	>	Scene Lt, Fire Research, LED SPA900-Q70, Surface Mount	8	RAS
54-15-5100		- Scene Lt Lctn, Left Side Of Cab	1	RAS
54-15-5200		- Scene Lt Lctn, Right Side Of Cab	1	RAS
54-15-5500	<	- Scene Lt Lctn, Left Side Of Bdy Place at front corner and rear corner of body	2	RAS
54-15-5600	<	- Scene Lt Lctn, Right Side Of Bdy Place at front corner and rear corner of body	2	RAS
54-15-5700		- Scene Lt Lctn, Rr Of Bdy	2	RAS
54-15-6320		- Scene Lt Actvtd, All Lts, Driver VISTA	1	RAS
54-15-6330		- Scene Lt Actvtd, All Lts, Officer VISTA	1	RAS
54-15-6700		- Scene Lt Swtch , Rr Scene Lts, Auto w/ Reverse	1	RAS
		== EXT SA Pmpr/Tnkr Chassis Modifictns - 2013.010 01/03/13 ==	1	RAS
10-01-1100	>	Vehicle Dimensions, Sngl Axle	1	RAS
10-02-1100		Label, Data, Fluid Levels	1	RAS
10-02-1200		Label, Data, Height x Length, Weight	1	RAS
10-02-1300		Label, Data, "No Ride" Rr Step	1	RAS
10-02-2100		Label, Indicating Number of Seats	1	RAS
10-02-2500		Label, "Caution: Do Not Wear Helmet While Seated"	1	RAS
10-03-6020	>	Tow Plates (2), Rr Frame Rail, Under Step, 3/4"x3"ID	1	RAS
80-43-2400		- Painting, Tow Plates, Blk	1	RAS
10-04-0430		- Front Bumpers, 4000, Max Force 12"H, Max Force Wings	1	RAS
10-05-4318		- Frnt Bmpr, 4000, Max Force 12"H, T/P Apron, M/F Wings, 18" Extnsn	1	RAS
10-04-2720		- Bumper Cmpt, Center, Hosewell Cmpt	1	RAS

PART NO	S	DESCRIPTION	QTY	ID
10-04-3150	<	-- Bumper Cmpt Door, Alum T/P, Flat Style Door to be notched on right side to allow hose to be pre connected to right bumper swivel	1	RAS
10-04-3190		-- Bumper Cmpt Door, Alum, Bottom, Hngd Drop Down Door	1	RAS
10-06-1110		Whl Trim, S/S Hub/Lug Cvr, Front/Rr, Sngl Axle	1	RAS
10-06-1602		Tire Pressure Indicator, Sngl Axle, Commander RWTG1235, EXT	1	RAS
10-07-1200		-- Exhaust, Extension Under RH, Bdy	1	RAS
10-07-1500		-- Exhaust Heat Shield, Under Bdy Compts	1	RAS
10-08-2100		Mud Flaps, Rr Whls, Blk, w/ Bdy	1	RAS
10-18-6000	< >	Cab Tilt Control, Cstm, Left Front Cmpt or Pump Panel behind gauge panel	1	RAS
		== EXT Midship Pmpr/Tnkr Pump&Plumbing - 2013.010 01/03/13 ==	1	RAS
20-08-4200		-- Pump, Hale, QMAX, 1 Stage, Midship	1	RAS
20-08-4120	>	-- Pump Flow Rtn, Hale, QMAX, 1500 GPM	1	RAS
22-03-1600		-- Intk, Ungated, 6", LH Side	1	RAS
22-41-5700		-- Cap, 6", Chrome Long Hndl	1	RAS
22-03-2600		-- Intk, Ungated, 6", RH Side	1	RAS
22-41-5700		-- Cap, 6", Chrome Long Hndl	1	RAS
20-14-2200	>	-- Pump Seal, Mech, Hale	1	RAS
20-14-3100	<	-- Pump Shift, Hale, Elec/Pneumatic, Midship The pump shift shall be mounted off LH side of Havis	1	RAS
20-14-4100		-- Anode, Alloy, Pump, Hale	1	RAS
20-29-1100		-- Primer, Trident Air Primer, Manual	1	RAS
27-10-3100	>	-- Pressure Gvrnr, FRC, Pump Boss 400 Series, w/Bdy	1	RAS
		STAINLESS STEEL PUMP PLUMBING	1	RAS
21-00-2000		-- Screens/Anodes, Pump	1	RAS
21-00-3300		-- Piping, Stnls Stl - 1250 GPM & Up	1	RAS
21-01-0300	>	-- Pump Drain, Master, Manifold, Hand Whl Type	1	RAS
21-01-7100		-- Painting, Pump & Piping, Silver	1	RAS
21-01-8100		-- Threads, National Hose (NST)	1	RAS
22-51-5200		-- Tank-To-Pump, Water Tank, 3" Vlv/3" Piping, Midship, Pmpr/Tnkr	1	RAS
24-62-1300		-- Vlv Mfgr, AKR, 8000, (3")	1	RAS
22-55-4012		-- Intk Vlv Cntrl, Pull Rod, 1/4 Turn, AKR - IC	1	RAS
23-02-1300		-- Tank Fill/Cooling Line, Water Tank, 2"	1	RAS
24-62-1200		-- Vlv Mfgr, AKR, 8000, (2")	1	RAS
22-55-4012		-- Intk Vlv Cntrl, Pull Rod, 1/4 Turn, AKR - IC	1	RAS
20-30-3100		-- Pump Instln, Midship Split-Shaft, By Bdy Bldr	1	RAS
20-31-1000		Fire Pump Testing - Pumpers/Tankers	1	RAS
20-31-1100		-- Pump Test, Pumper, UL	1	RAS
20-31-1500		-- Pump Test, Label	1	RAS
20-31-3200		Dump-Relief Vlv, Suction Side, ELK #40, NST	1	RAS
20-31-4110		Pump Cooler, Bypass-To-Tank, 3/8", IC Mini-Twist Handle	1	RAS
20-31-4300		Pump Cooler, Hale, TRV, Thermal	1	RAS
20-31-5110		Heat Exchanger, Engine, Hook-Up Only, IC Mini-Twist Handle	1	RAS
22-23-1300		-- Intk, Gtd, 6" NST, 5" AKR Elec Vlv, 5" Pipe, Front RH Bmpr, 9333 Cntrl	1	RAS
21-01-2500		-- Drain/Bleeder, IC Lift-Up, Mnl 1/4 Turn	1	RAS
22-23-2800		-- Intk, Frnt, RH Vert, Abv Bumper, S/S Pipe (Cstm)	1	RAS
22-40-1400		-- Elbow, 90 Deg Swivel, 6", Chrome Pltd Brass, Trident #01.013.0	1	RAS
22-41-5700		-- Cap, 6", Chrome Long Hndl	1	RAS
22-12-1100		Intk, Aux, Gtd, 2-1/2", NST, Left Side	1	RAS
21-01-2502		-- Drain/Bleeder, IC Lift-Up, Mnl 1/4 Turn - Spec Only	1	RAS
22-41-1100		-- Plug, 2-1/2", Chrome Rocker Lug, w/Chain	1	RAS
24-62-1250		-- Vlv Mfgr, AKR, 8000, (2-1/2")	1	RAS
22-55-4050		-- Intk Vlv Cntrl, AKR, Mnl Swing Type-Adjacent	1	RAS
23-05-3300	< >	-- Dschg, 2" x 1-1/2" Front RH Bumper, Swivel, NST Brass Swivel Foam	1	RAS

PART NO	S	DESCRIPTION	QTY	ID
21-01-2200		-- Drain/Bleeder, Class 1, Automatic	2	RAS
23-05-9200		-- Hose Connection, Abv Frnt Bmpr, Swivel	1	RAS
24-61-1200		-- Vlv Mfger, AKR, 8000, (2")	1	RAS
24-53-0030	>	-- Dschg Vlv Cntrl, Pull Rod, 1/4 Turn, SM, AKR - IC	1	RAS
27-02-1500	>	-- Gauge, Dschg, IC, 2-1/2" 400#, WF	1	RAS
27-37-3200		-- Air Blow Out, Dschg, Mnl 1/4 Turn Vlv	1	RAS
23-06-2200	<	-- Crosslay Dschgs, (2) 1-1/2", Over Pump Panel, NST 200 ft x1-3/4-in ea w/divider Front 1 1/2" No Foam	1	RAS
21-01-2502		-- Drain/Bleeder, IC Lift-Up, Mnl 1/4 Turn - Spec Only	2	RAS
24-61-1200		-- Vlv Mfger, AKR, 8000, (2")	2	RAS
24-53-0030	>	-- Dschg Vlv Cntrl, Pull Rod, 1/4 Turn, SM, AKR - IC	2	RAS
27-02-1500	>	-- Gauge, Dschg, IC, 2-1/2" 400#, WF	2	RAS
23-07-2100	S <	-- Crosslay Dschg, (1) 2-1/2", Over Pump Panel, NST 200' DJ hose >> 200' of 2-1/2" double jacket hose.	1	RAS
		Foam		
21-01-2502		-- Drain/Bleeder, IC Lift-Up, Mnl 1/4 Turn - Spec Only	1	RAS
24-61-1250		-- Vlv Mfger, AKR, 8000, (2-1/2")	1	RAS
24-53-0030	>	-- Dschg Vlv Cntrl, Pull Rod, 1/4 Turn, SM, AKR - IC	1	RAS
27-02-1500	>	-- Gauge, Dschg, IC, 2-1/2" 400#, WF	1	RAS
23-08-3300	<	-- Crosslay Cvr, Alum T/P, Sngl, W/Vinyl End Flaps (Non NFPA Walking Surface) Black vinyl covers	1	RAS
23-08-5019		-- Crosslay Dschgs, Over Pump Panel, Normal Height	1	RAS
23-09-4100	<	Dschg, 2-1/2", Left Side, Pump Panel, NST Forward Discharge Foam	2	RAS
21-01-2502		-- Drain/Bleeder, IC Lift-Up, Mnl 1/4 Turn - Spec Only	2	RAS
24-02-1200		-- Elbow, 2-1/2"F x 2-1/2" NST M, Chrome	2	RAS
24-03-1400		-- Cap, 2-1/2", NST Chrome, Rocker Lug, w/Chain	2	RAS
24-61-1250		-- Vlv Mfger, AKR, 8000, (2-1/2")	2	RAS
24-53-0030	>	-- Dschg Vlv Cntrl, Pull Rod, 1/4 Turn, SM, AKR - IC	2	RAS
27-02-1500	>	-- Gauge, Dschg, IC, 2-1/2" 400#, WF	2	RAS
23-10-4100		Dschg, 2-1/2", Right Side, Pump Panel, NST	1	RAS
21-01-2502		-- Drain/Bleeder, IC Lift-Up, Mnl 1/4 Turn - Spec Only	1	RAS
24-02-1200		-- Elbow, 2-1/2"F x 2-1/2" NST M, Chrome	1	RAS
24-03-1400		-- Cap, 2-1/2", NST Chrome, Rocker Lug, w/Chain	1	RAS
24-61-1250		-- Vlv Mfger, AKR, 8000, (2-1/2")	1	RAS
24-53-0030	>	-- Dschg Vlv Cntrl, Pull Rod, 1/4 Turn, SM, AKR - IC	1	RAS
27-02-1500	>	-- Gauge, Dschg, IC, 2-1/2" 400#, WF	1	RAS
23-10-5110	>	Dschg, 3" x 3"NST, Right Side, Pump Panel, Hale Q-Series Pump, NST	1	RAS
21-01-2502		-- Drain/Bleeder, IC Lift-Up, Mnl 1/4 Turn - Spec Only	1	RAS
24-02-2200		-- Elbow, LW Alum, 4" Storz x 3"F	1	RAS
24-03-2100		-- Cap, LW Alum, 4" Storz, w/Cable	1	RAS
24-61-1320		-- Vlv Mfger, AKR, 8000, (3"), Electric	1	RAS
24-53-3200		-- Dschrg Vlv Cntrl, AKR, 3" Elec, #9333	1	RAS
27-02-1500	>	-- Gauge, Dschg, IC, 2-1/2" 400#, WF	1	RAS
23-13-3200		Dschg, 2-1/2", Right Rr, NST	1	RAS
21-01-2502		-- Drain/Bleeder, IC Lift-Up, Mnl 1/4 Turn - Spec Only	1	RAS
24-02-1200		-- Elbow, 2-1/2"F x 2-1/2" NST M, Chrome	1	RAS
24-03-1400		-- Cap, 2-1/2", NST Chrome, Rocker Lug, w/Chain	1	RAS
24-61-1250		-- Vlv Mfger, AKR, 8000, (2-1/2")	1	RAS
24-53-0030	>	-- Dschg Vlv Cntrl, Pull Rod, 1/4 Turn, SM, AKR - IC	1	RAS
27-02-1500	>	-- Gauge, Dschg, IC, 2-1/2" 400#, WF	1	RAS
24-11-3200		Monitor Dschg, 3", Over Midship Pump Enclsr, NPT	1	RAS
21-01-2500		-- Drain/Bleeder, IC Lift-Up, Mnl 1/4 Turn	1	RAS

PART NO	S	DESCRIPTION	QTY	ID
24-61-1320		-- Vlv Mfger, AKR, 8000, (3"), Electric	1	RAS
24-53-3200		-- Dschrg Vlv Cntrl, AKR, 3" Elec, #9333	1	RAS
27-02-1500	>	-- Gauge, Dschg, IC, 2-1/2" 400#, WF	1	RAS
25-01-0000	S <	Foam System PROVISION ONLY Provision only. No foam system provided.	1	RAS
		Discharges off foam manifold to be: Front Bumper LH forward 2 1/2" RH 2 1/2" Middle 1 1/2" crosslay Rear 2 1/2" crosslay		
25-20-1200		Foam Plmbg, Sngl Class A Tank, 1" Mnl Vlv	1	RAS
25-21-1500		-- Foam Tank, Intgrl Poly, 30 Gal, Class A	1	RAS
25-22-9300		-- Foam Tank, UPF	1	RAS
25-23-1000		-- Foam Tank Drain, 1" Gate Vlv, Under Tank	1	RAS
27-36-1100		-- Foam Tank Gauge, FRC TankVision Pro 300, Class A, Pump Panel #WLA360-A00 == EXT Pmpr/Tnkr-Side Mount Pump Cmpt - 2013.010 01/03/13 ==	1	RAS
26-02-2200	< >	Pump Enc, Side Mt, Extrd Alum, 40-49"W, Crsllys This is a duplicate to the previous built East Reg demo 14938	1	RAS
26-30-1100		Rng Brd, LH Pump Panel, Alum T/P, SM	1	RAS
26-30-1150		Rng Brd, RH Pump Panel, Alum T/P, SM	1	RAS
26-31-3310		Gauge Panel, Upper LH, Blk Line-X	1	RAS
26-31-3340		Pump Side Access Door, Upper RH, Line X	1	RAS
26-31-4000		Frt Access Pump Panel, Alum T/P, Rmvbl, D-Ring Latches, Single Door	1	RAS
26-35-5110	<	Pump Panel, Blk Line X, LH/RH, SM, EXT The panels are to be designed to accommodate the front of body steps	1	RAS
26-35-1100		-- Pump Panel, Bltd, LH	1	RAS
26-35-1400	>	-- Pump Panel, Hngd, RH	1	RAS
26-50-1200		Heater, Pump Enc, 30,000BTU, w/Swtch on Pmp Oprtr's Pnl	1	RAS
26-50-3200		Heat Pan, Pump Enc, Midship, Slide Out Panel, Alum	1	RAS
26-55-1100		Labels, Test Data and Safety Placards	1	RAS
26-55-2410		Labels, IC Color Coded, EXT	1	RAS
26-56-1130		Pump Panel Lt, Midship LH, (3) Grote #01-61F8-70 Low Profile, LED	1	RAS
26-56-1230		Pump Panel Lt, Midship RH, (3) Grote #01-61F8-70 Low Profile, LED	1	RAS
26-56-1992		Lt Switch, Pump Panel Lts w/ Park Brake	1	RAS
26-56-2000		Pump Panel Lt (1), Actuated w/Pump Engagement	1	RAS
27-01-1500	>	-- Mstr Gauges, IC, 4" PSI, Pr	1	RAS
27-01-4100	>	Gauge, Test Taps	1	RAS
27-35-1100		Water Tank Gauge, FRC, TankVision Pro 300, Pump Panel WLA300-A00	1	RAS
27-35-6100	<	-- Water Tank Gauge, Whelen PS TANK2 LED, Level Lts, Pair, FRC >> One on each side of pumphouse.	1	RAS
33-70-4100	<	Handrails, Pmpr, Side Pump Panel, Vert, 12", Pair One pair toward rear of panel per drawing One pair ahead of crosslays per drawing	2	RAS
		== EXT HLHD / HRHD SA Pmpr/Tnkr - 2013.010 01/03/13 ==	1	RAS
25-28-1760		Water Tank, 750 Gal, Pmpr/Tnkr, Poly, L-Tank	1	RAS
25-42-1100	>	-- Water Tank, Base Specs, Poly	1	RAS
25-42-1190		-- Water Tank, Manufacturer, No Preference, Poly	1	RAS
01-18-0800		-- Warranty, Water Tank, No Preference	1	RAS
25-44-1700		-- Water Tank, Fill Tower, 10" x 10", EXT	1	RAS
25-50-0500		-- Tank Drains, EXT	1	RAS

PART NO	S	DESCRIPTION	QTY	ID
25-50-1400		-- Water Tank Clean-out & Plug, 3"	1	RAS
29-00-2400		> Hosebed, Pmpr, <168" L, HD, 71" Wide - EXT	1	RAS
29-10-1050		Hosebed, Grating, Extrd Alum, <168" Long - EXT	1	RAS
29-10-5020		Hosebed Storage Cpcty, EXT	1	RAS
29-10-5090		-- Hosebed, Strge Cpcty, 30 Cubic Feet, Minimum	1	RAS
29-10-5400	<	-- Hosebed, Strge Cpcty 1.75" DJ Hose (50-ft Lngth) Hose bed to hold 250 ft of 1.75" hose	5	RAS
29-10-6000	<	-- Hosebed, Strge Cpcty 5" LDH SJ Rubber (100-ft) Hosebed to hold 1,200' of 5" hose	12	RAS
29-10-8150		Hosebed, Divider, 1/4" Alum, EXT	1	RAS
29-10-8300		-- Hosebed, Divider, Handhole Cutouts	2	RAS
29-10-8550		Hosebed, Partition, Front of Hosebed, Greater than 48" - EXT	1	RAS
29-20-3550		Hosebed Cvr, Alum T/P, <168" L, 49-74" Wide - EXT	1	RAS
29-20-6650		-- Mnl Operation, Hosebed Cvr, Alum T/P	1	RAS
29-20-7310		-- Hsbd Cvr Lts, Recess In Door, Auto Swtch, 4" Rnd Grote LED, Ea	4	RAS
29-20-7800	< >	-- Rr Vinyl Flaps for Alum Cvr Black	1	RAS
30-00-0299		Raw Material Surcharge - Single Axle	1	RAS
30-01-2000		Bdy Const - Rosenbauer EXT - SA Pmpr/Tnkr	1	RAS
30-01-2250		-- Electrolysis Corrosion Cntrl	1	RAS
30-01-3210		-- Side Body Height, EXT-SA Pmpr/Tnkr, 85"	1	RAS
30-02-1920		-- Side Body Header, Alum, Pntd, Sngl Axle, EXT	1	RAS
44-05-1200		-- Whl Well Panel, Alum, Pntd, Sngl Axle	1	RAS
44-06-4320		-- Fenderette, Polished Stainless Steel, EXT	1	RAS
30-10-1500		-- Sub-Frame, EXT, SA Pmpr/Tnkr	1	RAS
31-01-5060		100" OAW, 26" Full Dpth/12-26" Half Dpth, HL/HR	1	RAS
31-01-5334		Pntd Roll Up Drs, Outside Cmpt, HL/HR, 164" Bdy	1	RAS
30-02-1600		-- Drs, Roll-Up, Outside Cmpt, Specs, EXT	1	RAS
30-02-1260	>	-- Dr Strap, EZ-Pull Down, Ea	7	RAS
31-01-5300		-- Bdy, Rosenbauer EXT, Pmpr/Tnkr, 164"	1	RAS
32-05-4079		-- Cmpt Height, 79" High Left, High Side, RU Drs	1	RAS
32-05-6262	S <	-- L1 Ahd Rr Whls-44" Full Ht Cmpt-Pntd Roll Up Outside Cmpt 44" wide compartment	1	RAS
45-00-4425		-- Ahd Rr Whls, Left, Cmpt Provisions, EXT	1	RAS
44-40-1020		-- Vents, Compts, Louvers (Ea)	2	RAS
45-02-4100		-- Shelf, Adjust, Alum 3/16", EXT	1	RAS
55-01-3625		-- RBA InVisiLight, 56" Rcsl, ShvIng, Sides (2) Ea Cmpt, EXT	1	RAS
55-06-1100		-- Cmpt Lt, Dr Swtch, Auto, Ea	1	RAS
32-05-7038	S <	-- L2 Abv Rr Whls-58" Sngl Cmpt, No Hyd Rack-Pntd RU Outside Cmpt 58" wide compartment	1	RAS
45-00-4505	>	-- Upr Hgh Sde Cmpt(s), Left, Cmpt Provisions, EXT	1	RAS
44-40-1020		-- Vents, Compts, Louvers (Ea)	2	RAS
55-01-3610		-- RBA InVisiLight, 28" Rcsl, ShvIng, Sides (2) Ea Cmpt, EXT	1	RAS
55-06-1100		-- Cmpt Lt, Dr Swtch, Auto, Ea	1	RAS
32-05-8062	S <	-- L3 Bhd Rr Whls-44" Full Ht Cmp-Pntd Roll Up Outside 44" wide compartment	1	RAS
45-00-4625		-- Bhnd Rr Whls, Left, Cmpt Provisions, EXT	1	RAS
44-40-1020		-- Vents, Compts, Louvers (Ea)	2	RAS
45-02-4100		-- Shelf, Adjust, Alum 3/16", EXT	1	RAS

PART NO	S	DESCRIPTION	QTY	ID
55-01-3625		-- RBA InVisiLight, 56" Rcsd, ShvIng, Sides (2) Ea Cmpt, EXT	1	RAS
55-06-1100		-- Cmpt Lt, Dr Swtch, Auto, Ea	1	RAS
32-06-4079		-- Cmpt Height, 79" High Right, High Side, RU Drs	1	RAS
32-06-6262	S <	-- R1 Ahd Rr Whls-44" Full Ht Cmpt-Pntd Roll Up Outside Cmpt 44" wide compartment	1	RAS
45-00-5415		-- Ahd Rr Whls, Right, Cmpt Provisions, EXT	1	RAS
44-40-1020		-- Vents, Compts, Louvers (Ea)	2	RAS
45-02-4100		-- Shelf, Adjust, Alum 3/16", EXT	1	RAS
55-01-3625		-- RBA InVisiLight, 56" Rcsd, ShvIng, Sides (2) Ea Cmpt, EXT	1	RAS
55-06-1100		-- Cmpt Lt, Dr Swtch, Auto, Ea	1	RAS
32-06-7052	S <	-- R2 Abv Rr Whls-58" Sngl Cmpt w/o Hyd Rack-Pntd RU Outside Cmpt 58" wide compartment	1	RAS
45-00-5505	>	-- Upr Hgh Sde Cmpt(s), Right, Cmpt Provisions, EXT	1	RAS
44-40-1020		-- Vents, Compts, Louvers (Ea)	2	RAS
55-01-3610		-- RBA InVisiLight, 28" Rcsd, ShvIng, Sides (2) Ea Cmpt, EXT	1	RAS
55-06-1100		-- Cmpt Lt, Dr Swtch, Auto, Ea	1	RAS
32-06-8062	S <	-- R3 Bhd Rr Whls-44" Full Ht Cmpt-Pntd Roll Up Outside Cmpt 44" wide compartment	1	RAS
45-00-5615		-- Bhnd Rr Whls, Right, Cmpt Provisions, EXT	1	RAS
44-40-1020		-- Vents, Compts, Louvers (Ea)	2	RAS
45-02-4100		-- Shelf, Adjust, Alum 3/16", EXT	1	RAS
55-01-3625		-- RBA InVisiLight, 56" Rcsd, ShvIng, Sides (2) Ea Cmpt, EXT	1	RAS
55-06-1100		-- Cmpt Lt, Dr Swtch, Auto, Ea	1	RAS
33-60-2100	> Rr Bdy, Flat Back, EXT		1	RAS
32-08-5200		-- Rr Center Cmpt - Full Height Roll Up/Non Trans	1	RAS
45-00-6105		-- Rr Cmpt, Cmpt Provisions, Pmpr/Tnkr, EXT	1	RAS
44-40-1020		-- Vents, Compts, Louvers (Ea)	2	RAS
55-01-3360		-- Cmpt Lt, Wall, OSS Access, 18" LED Tube Lt, (2) Ea Cmpt	1	RAS
55-06-1100		-- Cmpt Lt, Dr Swtch, Auto, Ea	1	RAS
33-61-1320		-- Rr Step, EXT Bdy, Bolt-On, 12"	1	RAS
38-90-2064	<	-- Access Ladder, Rosenbauer EZ Climb, Left Rr, 14" Wide >> The top of the access ladder shall terminate just below the left side hard suction compartment door to allow for easy access to the hard suction.	1	RAS
44-11-5150		Whl Well Cmpt, Ahd of Whls Left Side, EXT	1	RAS
44-10-1600	>	-- Whl Well Cmpt, Sngl SCBA, Poly Tube, S/S Dr, (Fire Shopp)	1	RAS
44-10-6000		-- Whl Well Cmpt, SCBA Cmpt Straps	1	RAS
44-11-5350		Whl Well Cmpt, Bhnd Whls Left Side, EXT	1	RAS
44-07-1700		-- Fuel Fill Door Assy, BSST, Poly Pckt, LH Whl Wll Pnl, (Fire Shopp)	1	RAS
44-11-5550		Whl Well Cmpt, Ahd of Whls Right Side, EXT	1	RAS
44-10-1600	>	-- Whl Well Cmpt, Sngl SCBA, Poly Tube, S/S Dr, (Fire Shopp)	1	RAS
44-10-6000		-- Whl Well Cmpt, SCBA Cmpt Straps	1	RAS
44-11-5750		Whl Well Cmpt, Bhnd Whls Right Side, EXT	1	RAS
44-10-1600	>	-- Whl Well Cmpt, Sngl SCBA, Poly Tube, S/S Dr, (Fire Shopp)	1	RAS
44-10-6000		-- Whl Well Cmpt, SCBA Cmpt Straps	1	RAS
90-02-3520		Ladder Cmpt, Beside Tank, Right Rr Bdy, EXT	1	RAS
90-03-0220		-- Ladders, Ground, Provd'd By Manufacturer, MN	1	RAS
90-03-3300		-- Ladder, Roof, Duo-Safety, 14' Alum 775-A	1	RAS
90-06-4600		-- Ladder, Ext, Duo-Safety, 24' Alum, 2 Sect 900-A	1	RAS
90-02-5340		Fldg Attic Ladder Mntg, In Ladder Storage, EXT	1	RAS
90-03-0230		-- Ladders, Fldg Attic, Provd'd By Manufacturer, MN	1	RAS
90-08-2600		-- Ladder, Attic, Duo-Safety, 10' Alum, Fold 585-A	1	RAS
90-16-5420		Pike Pole Mounting Tube, In Ladder Cmpt	2	RAS
90-16-6300	>	Pike Pole Provd'd By, Purchaser/Fire Department	1	RAS
90-16-2399		-- Non-Bdy Bldr Supl'd Pike Pole, 6' Fbrgls, Round Hndl	1	RAS
90-16-2899		-- Non-Bdy Bldr Supl'd Pike Pole, 10' Fbrgls, Round Hndl	1	RAS

PART NO	S	DESCRIPTION	QTY	ID
90-25-7730		Suction Hose or Long Strg Cmpt, Abv Cmpt/Bhnd RU Dr, Left Side, Chvrn/Pntd, EXT	1	RAS
90-25-7830		Suction Hose or Long Strg Cmpt, Abv Cmpt/Bhnd RU Dr, Right Side, Chvrn/Pntd, EXT	1	RAS
		== EXT Pmpr/Tnkr Common Body Parts - 2013.010 01/03/13 ==	1	RAS
33-66-1140		-- Steps, Fldg, Frnt, Left Hand (3), Integral LED Lts	1	RAS
33-66-2140		-- Steps, Fldg, Frnt, Right Hand (3), Integral LED Lts	1	RAS
44-01-1400		-- Bdy Trim, Frnt Bdy, Ht of Side Cmpts, Alum T/P	1	RAS
44-01-4020		-- Bdy Trim, Rr Bdy, Smooth Alum for Chevron Stripe, EXT	1	RAS
44-07-4200		-- Fuel Tank, Removable Access Panel	1	RAS
33-62-4200		-- Step, Fldg, Rear, Right Hand, Integral LED Lts	1	RAS
33-62-5300	S <	-- Step, Bld, Treadplate, Rr Intermediate, 42" 42" to match RR compartment width.	1	RAS
33-70-1420	< >	-- Handrail, Rr Step, 60", Sngle Vertically mounted right side	1	RAS
33-70-2100	S <	-- Handrails, Pmpr, Below Hosebed, Horz, 42" 42"	1	RAS
33-70-3100	<	-- Handrails, Pmpr, Top of Bdy Sides, Rr, 12", Pair Mount one per drawing, 2nd to be mounted at final	1	RAS
44-02-1220		-- Rub Rails, Lwr Bdy, EXT, Extrd Alum, Reflective Strip	1	RAS
		== EXT Pmpr/Tnkr - AC Electrical System - 2013.010 01/03/13 ==	1	RAS
		== EXT Pmpr/Tnkr - Equipment Systems - 2013.010 01/03/13 ==	1	RAS
		== EXT SA Pmpr/Tnkr - Pnt/Ltr/Str - 2013.010 01/03/13 ==	1	RAS
80-20-5200	<	Bdy Paint, Pmpr/Tnkr, Two-Tone, EXT >>Job color Black (FDG 9000) on Header >>Job color Red (FDG 77723) on lower	1	RAS
80-32-1250		Compt Finish, DA Sanded, Up to 8 Cmpts, EXT	1	RAS
80-40-1250		Whl Finish, By Chassis Manufacturer	1	RAS
80-42-1600		Bdy Paint, Touch Up, 2 oz. Bttl, Two Color	1	RAS
80-50-1100		Lettering Supl'd by Dealer	1	RAS
80-55-2200		Striping, Mylar Gold Leaf, Cab Pntd Break Line	1	RAS
80-71-1600	>	Stripe, Triple Reflective, 1" x 6" x 1" Large "Z" Design	1	RAS
80-75-1100		-- Reflective Stripe Material, Black	1	RAS
80-72-1110		Stripe, Refl, 3M Diamond Grde, Chevron Pattern Entire Rr, EXT	1	RAS
80-72-1810		Stripe, Reflect, Diamond Grade, Chevron Pattern Rear Roll Up Door Red/Yellow	1	RAS
80-72-2010		Chevron, Reflective, Cab Door Interiors, Red/Yellow	1	RAS
		== EXT Pmpr/Tnkr - Loose Equipment - 2013.010 01/03/13 ==	1	RAS
90-01-0300		Equipment Loading Allowance of 2000#	1	RAS
90-01-5900		Whl Chocks Pair Zico #SAC-44 Fldg w/ Mts	1	RAS
90-35-1800		First Aid Kit	1	RAS
90-47-0100		Miscellaneous Loose Hardware, Bolts-Nuts-Washers-Screws	1	RAS

QUOTATION

Sentinel Emergency Solutions

Quote No: 10080-0029
CAB: RBM4000 Rosenbauer Commander

12/08/2021

Page 1

PART NO	S	DESCRIPTION	QTY	ID
== Rosenbauer Commander - 1115.017 11/15/17 ==			1	RAC2
03-00-0009	XS < >	-- PRICE PROTECTION MUST BE APPROVED BY ROSENBAUER MOTORS	1	RAC2
03-00-0019	<	-- NO PRICE PROTECTION - APRIL 2020 RELEASE No Price protection - orders using the Sept 2019 QW data must be received by May 1, 2020.	1	RAC2
03-00-0021		-- === Pricing as of Rosenbauer QW Release 4-1-20 Price good untill 10-1-20 ===	1	RAC2
03-00-0030		-- Aluminum Surcharge	1	RAC2
03-00-0031		-- Frame Surcharge	1	RAC2
03-00-0101		-- Certification - NFPA	1	RAC2
08-09-0100		-- Cab Paint Warranty Five Years	1	RAC2
08-09-0104		-- Cab Structural Warranty Ten Years	1	RAC2
08-09-0105		-- Transmission Warranty Allison Five Years	1	RAC2
08-09-0106		-- Engine Warranty Cummins Five Years	1	RAC2
08-09-0107		-- Frame Warranty Lifetime	1	RAC2
08-09-0109		-- Front Axle Warranty Hendrickson	1	RAC2
08-09-010A		-- Rear Axle Warranty Meritor - 5 Year	1	RAC2
08-09-0110		-- Warranty - Cab and Chassis One Year	1	RAC2
08-09-0301		-- Cab Test Information Static Load Seat Test	1	RAC2
08-09-0302		-- Cab Test Information Crash Test ECE-29	1	RAC2
08-09-0303		-- Cab Test Information SAE J2420; J2422	1	RAC2
08-09-0304		-- Cab Test Information Roof Crush, Side & Frontal Impact	1	RAC2
08-09-0501		-- Operation & Parts List Manuals (2) Sets, CD	1	RAC2
08-09-0503		-- Engine & Transmission Operation Manuals (1) Set	1	RAC2
08-09-0530		-- As Built Wiring w/Plumbing Diagram (1) Set	1	RAC2
08-09-0540		-- On Board USB Manual Storage	1	RAC2
08-80-0200		-- DOT KIT	1	RAC2
VEHICLE TYPE			1	RAC2
03-00-0124		Pumper	1	RAC2
03-00-0144		-- ===NO Arctic Package===	1	RAC2
07-03-0102	<	-- Midship Pump Jackshaft Only Hale Q max Pump P/m 102.5"	1	RAC2
03-00-0150	S <	MAXIMUM OVERALL HEIGHT RESTRICTION 120"	1	RAC2
03-00-0161	< >	Angle of Approach Requirement 8 deg	1	RAC2

PART NO	S	DESCRIPTION	QTY	ID
03-00-0163	< >	Angle of Departure Requirement 8 deg	1	RAC2
		CAB		
03-00-0761		70" Cab Length 11" Roof	1	RAC2
03-05-020A		-- No Driver EMS Cab Compartments, Short Tunnel, Commander	1	RAC2
03-05-029A		-- No Officer EMS Cab Compartment, Short Tunnel, Commander	1	RAC2
03-05-0420		-- Driver Exterior Rear Compartment 37"H x 9"W Hinge Door -Bottom of Seat Box/Bench	1	RAC2
03-05-0502		-- Driver Compartment Transverse	1	RAC2
03-05-0551		-- Driver Exterior Rear Compartment - Chrome Handle	1	RAC2
03-05-0430		-- Driver Rear Cab Compartment Manual Door Locks	1	RAC2
05-01-5100	>	-- Driver Rear Compartment Interior Finish to Match Interior Cab Coating	1	RAC2
08-00-2016	>	-- Driver Rear Compt Lighting LED Strip 36"	1	RAC2
03-05-0450		-- Officer Exterior Rear Compt 37"H x 9"W Hinge Door - Bottom of Seat Box/Bench	1	RAC2
03-05-0503		-- Officer Compartment Transverse	1	RAC2
03-05-0561		-- Officer Exterior Rear Compartment - Chrome Handle	1	RAC2
03-05-0460		-- Officer Rear Cab Compartment Manual Door Locks	1	RAC2
05-01-5120	>	-- Officer Rear Compartment Interior Finish Match Interior Cab Coating	1	RAC2
08-00-2116	>	-- Officer Rear Compt Lighting LED Strip 36"	1	RAC2
03-05-5000		-- Rear Facing Interior Ceiling Compartment	1	RAC2
		CAB DOORS	1	RAC2
03-06-1015		-- Cab Entry Doors	1	RAC2
03-06-0015		-- Steps w/Grip Strut Lwr, Treadplate Middle	1	RAC2
03-06-1025		-- Full Length Cab Entry Doors	1	RAC2
03-06-0021		-- Step Trim Kickplate, Treadplate	1	RAC2
03-06-1500		-- No Lower Door Kick Panel (No Overlay)	1	RAC2
03-06-1100		-- Cab Door Hardware Chrome (4)	1	RAC2
03-06-1120		-- Cab Door Locks Manual	1	RAC2
03-06-1135		-- Interior 1-Piece Door Panel Type Aluminum	1	RAC2
03-06-1206		-- Door Panel Finish Line-X Black	1	RAC2
03-06-1225	>	-- Chevron, Reflective, Interior Cab Door - Scotchlite Red/Yellow	1	RAC2
04-05-0112		-- Interior Handle Front Door Grab Handles - Red Powder Coat	1	RAC2
04-05-0152		-- Interior Grab Handle Rear Door Chicago Style 34" Red Powder Coat	1	RAC2
		CAB GLASS	1	RAC2
03-08-0101		-- Windshield One Piece - COMMANDER	1	RAC2
03-08-0102		-- Windshield Wiper System Single Motor (2) Wipers - 3D Grille	1	RAC2
08-02-0135		-- Windshield Wiper Activation Switch on Driver Panel	1	RAC2
03-08-0116		-- Window Driver Power	1	RAC2
08-01-0301		-- Power Window Activation, Respective Door	1	RAC2
03-08-0118		-- Window Officer Power	1	RAC2
03-08-0210		-- Window Driver Crew Door Power	1	RAC2
03-08-0241		-- Window Officer Crew Door Power	1	RAC2
03-08-0300		-- Window Side Middle Driver Fixed 15.5"W x 21.5"H	1	RAC2
03-08-0350		-- Window Side Middle Officer Fixed 15.5"W x 21.5"H	1	RAC2
03-08-0450	>	-- Window Side Rear Driver Fixed 5"W x 22"H	1	RAC2
03-08-0500	>	-- Window Side Rear Officer Fixed 5"W x 22"H	1	RAC2
03-08-2500		-- ===== No Rhino Plate Transparent Window Armor =====	1	RAC2
		CAB INTERIOR AND TRIM	1	RAC2
04-01-0200		-- === 11 Raise Cab 70" Interior Trim ===	1	RAC2
03-09-8010		-- Cab Insulation Interior Ceiling	1	RAC2
03-09-8100		-- Cab Insulation Engine Tunnel, Short Tunnel	1	RAC2

PART NO	S	DESCRIPTION	QTY	ID
03-09-8013		-- ===No Cab Insulation Fastening Pins===	1	RAC2
03-09-8020		-- Cab Insulation Cab Damping	1	RAC2
04-01-1101	<	-- Interior Trim Color Black, 70"-11" Roof 04-TM-3104	1	RAC2
04-01-1121	<	-- Interior Trim Color Black Rear Wall 11" Roof 04-TM-3104	1	RAC2
04-02-1002		-- Suspended Throttle and Brake Pedals	1	RAC2
04-02-1125		-- Interior Floor Covering Color Black, 70"	1	RAC2
04-02-1702		-- Interior Trim Sun Visor Tinted	1	RAC2
04-02-1798		-- Cab Coating Interior Color	1	RAC2
05-01-1060		-- Cab Coating Interior Line-X Black	1	RAC2
	>	CAB DASH AND ENGINE TUNNEL - 70" SHORT	1	RAC2
04-03-0800	>	-- Cab Dash & Engine Tunnel, Composite Dash - Short Tunnel	1	RAC2
04-03-1022	>	-- Cab Dash & Engine Tunnel Line-X Coating Black	1	RAC2
04-03-1202		-- Flat Mntg Plate - Rear Engine Tunnel - Composite Dash, Short Tunnel	1	RAC2
04-03-2100		-- Officer Glove Compt - Composite Dash	1	RAC2
04-03-2200		-- Engine Tunnel Kick Plate, Alum TP	1	RAC2
		CUSTOM CONSOLE	1	RAC2
04-04-1100		-- Havis Console	1	RAC2
04-04-1101		-- Havis Console - Pre Configured	1	RAC2
04-04-1111	>	-- Mic Tab(s)	2	RAC2
04-04-1121	>	-- Switch Plate (7) Switches VMUX	1	RAC2
04-04-1U00		-- Havis Console - Upper Portion	1	RAC2
04-04-U010		-- Havis Console - Upper Portion - Option 10	1	RAC2
04-04-1126	< >	-- Black Plate(s) for Communication Radio blank plate	1	RAC2
04-04-1134	>	-- Black Plates with (2) Power Point & (1) Dual USB Power Point	2	RAC2
04-04-1176	< >	-- Black Plate for Siren Code 3 3692 V con	1	RAC2
04-04-1201	>	-- Black Plate for AM/FM Radio	1	RAC2
04-04-2L00		-- Havis Console - Lower Portion	1	RAC2
04-04-L005		-- Havis Console - Lower Portion - Option 5	1	RAC2
04-04-1116	>	-- Black Blank Plate	1	RAC2
04-04-1146	>	-- Locking Assy Box	1	RAC2
04-04-1151	>	-- Open Assy Box	1	RAC2
04-04-1161	>	-- Cup Holder, Dual	2	RAC2
08-01-0140	>	-- Instrumentation Panel Inlay - Job Color	1	RAC2
		CAB HEADER - HEAT AND AC	1	RAC2
03-08-4000		Cab Header / Heating and AC	1	RAC2
05-02-0010	>	-- Heating w/ Air Conditioning, Overhead, VMUX	1	RAC2
05-01-6010	< >	-- Cab Paint A/C Condenser on Roof SAME COLOR AS ROOF	1	RAC2
05-02-0048		-- Heater Hose - Rubber	1	RAC2
05-02-0053		-- ===== No Additional HVAC Requirements=====	1	RAC2
05-02-0200		-- A/C Condenser Location Roof Mount Mid Center	1	RAC2
05-02-0300	>	-- Auxiliary Defroster Fans	1	RAC2
05-02-0600	<	-- Rosenbauer CleanAir Cab Recirculation Air Scrubber switch location - same as M12724	1	RAC2
05-02-0799	>	-- =====No Auxiliary Roof Mounted A/C Coleman Roughneck 13.5K =====	1	RAC2
08-02-0121		-- Heat & A/C Activation VISTA, Rear Crew Manual	1	RAC2
08-02-0100		-- Rear Crew Controls Manual - Located Overhead Center	1	RAC2
		SEATS	1	RAC2
03-09-0105		-- Seat Color Black/Red Seat Belt	1	RAC2

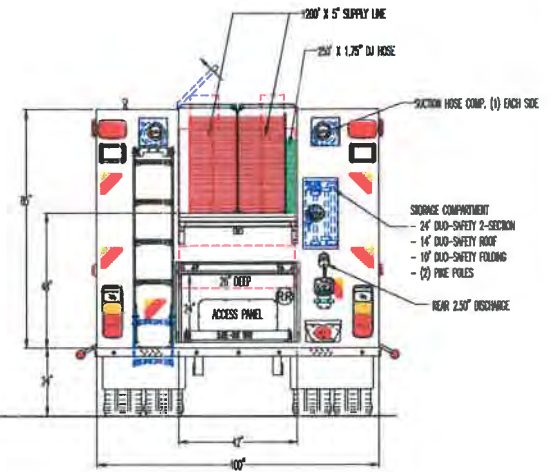
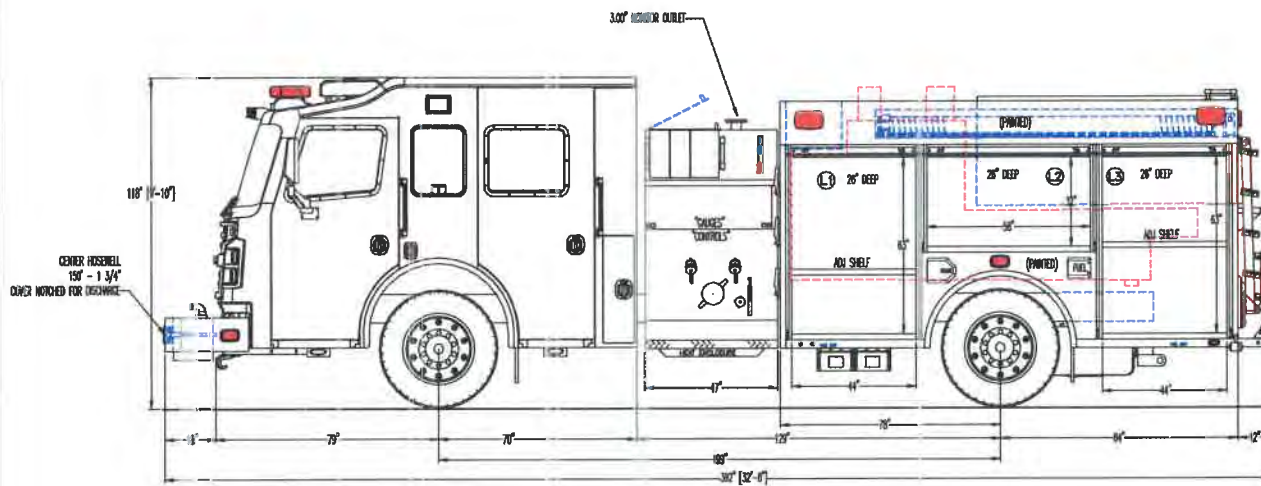
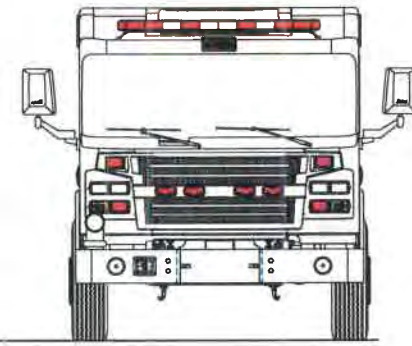
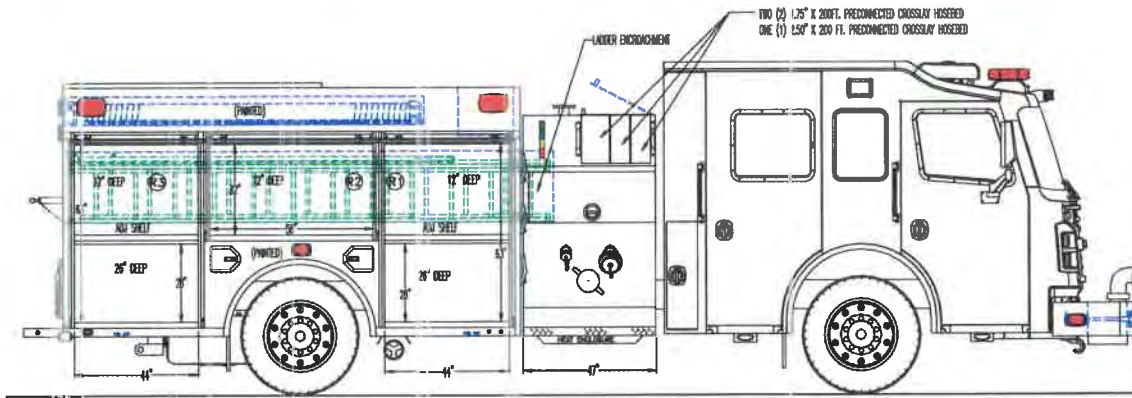
PART NO	S	DESCRIPTION	QTY	ID
03-09-01X3	>	-- Seat Driver 911 Seats Inc XL 10-Way Electric ABTS	1	RAC2
03-09-000A		-- Single Retractor Seat Belt - Seats Inc	1	RAC2
03-09-0121		-- Seat Back Non-SCBA	1	RAC2
03-09-02X3		-- Seat Mounting Driver Electric XL - Seats Inc	1	RAC2
03-09-0902		-- Seat Material Turnout Tuff	1	RAC2
03-09-0920		-- Seat Logo Rosenbauer	1	RAC2
03-09-3010		-- Driver Seat Box Storage Compartment	1	RAC2
03-09-3236	>	-- Seat Box Driver & Officer Storage Access Doors (2) Driver/Officer	1	RAC2
03-09-024A		-- Seat Officer 911 XL Seats Inc Fixed ABTS	1	RAC2
03-09-000A		-- Single Retractor Seat Belt - Seats Inc	1	RAC2
03-09-011A		-- Seat Back SCBA Halo Center Cushion Release	1	RAC2
03-09-02X5		-- Seat Mounting Officer Fixed XL Seats Inc	1	RAC2
03-09-0311		-- Parade Panels	1	RAC2
03-09-0902		-- Seat Material Turnout Tuff	1	RAC2
03-09-0920		-- Seat Logo Rosenbauer	1	RAC2
03-09-3020		-- Officer Seat Box Storage Compartment	1	RAC2
03-09-033A	>	-- Two (2) Outboard Rear Facing Seats - XL	1	RAC2
03-09-035B	<	-- Seat Crew Rear Facing Outer 911 Seats Inc XL Flip-Up ABTS Belt Orientation- LH & RH to Door	2	RAC2
03-09-000A		-- Single Retractor Seat Belt - Seats Inc	2	RAC2
03-09-011A		-- Seat Back SCBA Halo Center Cushion Release	2	RAC2
03-09-0310		-- ==== No Parade Panels ====	2	RAC2
03-09-038A		-- Seat Mounting Rear Facing Outer - XL Seats Inc.	2	RAC2
03-09-0902		-- Seat Material Turnout Tuff	2	RAC2
03-09-0920		-- Seat Logo Rosenbauer	2	RAC2
03-09-041A	>	-- Two (2) Center Forward Facing Seats - XL	1	RAC2
03-09-055B	<	-- Seat Crew Forward Facing Center 911 Seats Inc XL Flip-up Belt Orientation- LH & RH to Door	2	RAC2
03-09-000A		-- Single Retractor Seat Belt - Seats Inc	2	RAC2
03-09-011A		-- Seat Back SCBA Halo Center Cushion Release	2	RAC2
03-09-0310		-- ==== No Parade Panels ====	2	RAC2
03-09-057A		-- Seat Mounting Forward Facing Center - XL	2	RAC2
03-09-0902		-- Seat Material Turnout Tuff	2	RAC2
03-09-0920		-- Seat Logo Rosenbauer	2	RAC2
03-09-3110	>	-- Seat Bench (70) Full Width, Forward Facing	1	RAC2
03-09-4001		-- Seat Box Finish - Match Cab Interior Coating	1	RAC2
CAB EXTERIOR - 54"			1	RAC2
04-05-1900		Exterior Grab Handles 18" Aluminum	1	RAC2
04-05-1912		-- Exterior Grab Handles Bare Aluminum w/ Dual Lighting	1	RAC2
04-05-200A		-- Exterior Grab Handles with Dual Lighting Amber & White LED Lighting 18"	1	RAC2
04-05-2060		-- Exterior Grab Handles Stainless Steel Scuff Plate 18"	1	RAC2
08-01-0800	<	-- Grab Handle LED Light Actvtn w/ Parking Brake Amber with marker and amber/white with park brake	1	RAC2
CAB FRONT FASCIA			1	RAC2
04-08-0010		===== Traditional Front with Rectangular Headlamp Bezels =====	1	RAC2
04-08-0140		-- Front Grille, 3D Stainless Steel	1	RAC2
04-08-0022		-- Wing Light Bezel - Stainless	1	RAC2
04-08-0125		-- Front Grille Inlay, Black Honeycomb w/ stainless steel bars	1	RAC2
06-03-2010		-- Fluid Checks & Fills at Grille L9	1	RAC2

PART NO	S	DESCRIPTION	QTY	ID
08-00-050C		-- Headlights, LED, Quad, with Rectangular Bezel - HiViz	1	RAC2
08-00-0540	< >	-- Headlight Location - Upper Bucket 104 OS, 105 OS, and 104 DS, 105 DS	1	RAC2
08-00-0603		-- Front Turn Signals Whelen M6 LED (2)	1	RAC2
08-00-0630	< >	-- Turn Signal Located Below Headlights 106 OS & DS	1	RAC2
08-00-0608		-- Front Marker Lamps Face Mounted LED (Center 3 Lightings, 2 Corner)	1	RAC2
08-00-061C		-- Side Marker Light LED - Chrome (2)	1	RAC2
08-01-0303		-- Headlight & Marker Light Activated Rocker Switch Driver Panel	1	RAC2
08-00-0652		-- ===No upper wing warning lights===	1	RAC2
04-08-0151		Cab Fender Stainless Steel	1	RAC2
04-09-0190		==== No Stainless-Steel Rear Wall Cap - pick to select ====	1	RAC2
04-09-0300		Logo, Commander, Cab Sides	1	RAC2
04-10-0351		Mud Flaps Front	1	RAC2
CAB TILT			1	RAC2
05-00-0221		Cab Tilt System - Heavy Duty w/ Manual Back Up	1	RAC2
05-00-0021		-- Cab Tilt Limit Switch	1	RAC2
05-00-0045		-- Cab Tilt Lock Down Indicator	1	RAC2
05-00-0100		-- Cab Tilt Control Receptacle Temp	1	RAC2
REARVIEW MIRRORS			1	RAC2
05-00-5005		Bus Style Mirrors	1	RAC2
05-00-7145		-- Ramco-Bus-Drv Dr Mt (CRM-1750THCHR)-Off Dr Mt (CRM-1750THCHR)-H&R,H&M(UPR)CVX	1	RAC2
08-01-0821		-- Rearview Mirror Remote & Heat Switch Driver Panel	1	RAC2
EXTERIOR CAB PAINT			1	RAC2
05-01-5015		Cab Paint Exterior Two Tone	1	RAC2
05-01-5020	< >	-- Cab Paint Upper / Secondary PPG FDG 9000 Black	1	RAC2
05-01-5021	< >	-- Cab Paint Lower / Primary PPG FDG 77723 RED	1	RAC2
05-01-5025	>	-- Cab Paint Exterior Breakline - Standard	1	RAC2
05-01-6051		-- Cab Undercoating	1	RAC2
05-01-7000	>	-- Paint Spray Out	2	RAC2
FRONT AXLE			1	RAC2
07-05-010B		Front Axle Hendrickson SteerTek 20000#	1	RAC2
07-05-0120		-- Front Wheel Bearing Lube Oil	1	RAC2
07-05-0272		-- Front Suspension Hendrickson Parabolic Spring 20K	1	RAC2
07-05-0341		-- Power Steering Gear TRW TAS 85 w/Assist- 20K and up - L9 Steertek Axle	1	RAC2
07-06-0420		-- Chassis Alignment	1	RAC2
07-06-0522		-- Front Cramp Angle 45 Degrees	1	RAC2
07-07-0143		-- (2) Steer Tires 385/65R 22.5 Good Year G296 MSA J	1	RAC2
07-06-0436	>	-- Counter Acting Balancing Beads	2	RAC2
07-07-0723	>	-- (2) Front Wheels Alcoa Dura-Bright 22.5 x 12.25 Aluminum	1	RAC2
07-07-0940		-- ==== No Run Flat Tire Safety Ring ====	1	RAC2
07-07-0920		-- ==== No Front Full Wheel Cover ====	1	RAC2
07-07-0940		-- ==== No Run Flat Tire Safety Ring ====	1	RAC2
07-08-0203		-- Front Brakes Meritor EX225 Disc 17"	1	RAC2
07-05-0315		4 Spoke Steering Wheel with ESC Tilt/Telescopic 18"	1	RAC2
REAR AXLE			1	RAC2

PART NO	S	DESCRIPTION	QTY	ID
07-06-0102	>	Rear Axle, Single, 27000# Meritor RS-25-160	1	RAC2
07-06-0208		-- Rear Suspension Hendrickson FireMaax EX Air 27000# RS-25-160	1	RAC2
07-08-0253	>	-- Rear Brakes Meritor EX225 Disc 17"	1	RAC2
07-06-0300		-- Rear Shock Absorbers	1	RAC2
07-07-0328		-- (4) Rear Tires 12R 22.5 Goodyear G622 RSD "H"	1	RAC2
07-06-0436	>	-- Counter Acting Balancing Beads	4	RAC2
07-07-0787		-- (4) Rear Wheels Alcoa Dura-Bright 22.5 x 8.25 Aluminum	1	RAC2
07-07-0610		-- Valve Stem Extension - Single Axle	1	RAC2
07-07-0925		-- ==== No Full Wheel Cover, Rear Wheel ====	1	RAC2
07-07-0997	>	-- Vehicle Top Speed 70	1	RAC2
07-08-0103	< >	-- Electronic Stability Control Single Axle w/ air manifold	1	RAC2
07-05-0500	>	-- Mud/Snow Switch	1	RAC2
07-08-0189		-- Air Tank Brackets - Hot Dipped Galvanized	1	RAC2
07-08-0301		-- Park Brake Rear Wheels Only	1	RAC2
08-02-0130		-- Park Brake Control Driver Dash	1	RAC2
07-08-0410		-- Wabco System Saver 1200	1	RAC2
07-08-0551		-- Moisture Ejectors Manual	1	RAC2
07-08-0570		-- Air Supply Lines Nylon	1	RAC2
07-09-001A	>	> Frame Single Channel 35" Frame Width	1	RAC2
07-09-0035	<	-- Wheelbase Range 190" - 199" 199"	1	RAC2
07-09-0071	< >	-- Rear Overhang 54"	1	RAC2
07-09-0136		-- Frame/Front Extension Hot Dip Galvanized	1	RAC2
08-09-0200		-- Galvanized Frame Warranty BR	1	RAC2
07-13-0116		-- Front Suction - Universal Frame	1	RAC2
07-13-0110		-- Front Bumper Suction 5" Officer Behind Front of Cab	1	RAC2
07-13-0302		-- Tow Hooks Painted - Shipped Loose	1	RAC2
ENGINE			1	RAC2
06-00-0050		-- Engine Placement	1	RAC2
06-00-1610		-- Engine, Cummins L9, Base Spec, 2021- Commander	1	RAC2
06-00-0051		-- Cummins L9 Surcharge	1	RAC2
06-00-1622	>	-- 450HP Cummins L9 - 2021	1	RAC2
06-02-1110		-- Fan Clutch - L9	1	RAC2
06-04-3000		-- Fan Clutch Programming - Standard	1	RAC2
06-02-1526	>	-- Auxiliary Engine Brake Compression Brake (JAKE)	1	RAC2
08-01-0206	>	-- Auxiliary Engine Brake Control On/Off & Low/Med/Hg Switch Driver Panel VMUX	1	RAC2
06-02-2003		-- AC Compressor - L9	1	RAC2
06-03-1010		-- Engine High Idle Speed 1250 RPM	1	RAC2
06-03-1026	>	-- Engine High Idle Control Manual & Automatic Switch Dr Panel - VMUX	1	RAC2
06-05-3010		-- Engine Air Intake Filtration and Restriction L9	1	RAC2
06-06-3745		-- Engine Exhaust System One Piece Officer Side, L9, 2021	1	RAC2
06-06-4006		-- DEF Tank - Commander	1	RAC2
06-06-4100		-- DEF Tank Access Fill Door	1	RAC2
06-08-0100		-- Engine Exh Acc Temp Mitigation	1	RAC2
06-08-0200		-- Engine Exhaust Wrap	1	RAC2
08-02-0140		-- DPF Control Regeneration Switch & Inhibit Switch Covered	1	RAC2
06-04-2002		-- Engine Cooling System- L9	1	RAC2
06-04-4010		-- Coolant Valve Shut Off Valve w/Connection - For Additional Heater	1	RAC2
06-05-1002		-- Engine Pump Heat Exchanger L9	1	RAC2

PART NO	S	DESCRIPTION	QTY	ID
TRANSMISSION			1	RAC2
07-01-0100		-- Transmission Allison 3000 EVS	1	RAC2
07-01-0500		-- Transmission Fluid - Standard	1	RAC2
07-02-0008		-- Transmission GEN V-E Push Button Key Pad	1	RAC2
07-02-0052		-- Transmission Mode Programming 5th Startup/5th Mode	1	RAC2
07-02-0066		-- Transmission Feature Programming I/O Package 198/Pumper	1	RAC2
07-02-0251		-- Driveline Spicer 1710 HD	1	RAC2
07-04-0120		-- Fuel Filter/Water Separator Cummins FS1098	1	RAC2
07-04-0312		-- Fuel Tank 68 Gallon/257 Liter - Dual Fill	1	RAC2
07-04-0216		-- Fuel Lines Aramid Braid	1	RAC2
07-04-0225		-- Fuel Shutoff Valve (2) at Filter	1	RAC2
07-04-0230		-- Fuel Cooler Rearward of Battery Box	1	RAC2
08-00-0414		-- Alternator Leece-Neville 350 Amp, Brushless	1	RAC2
ELECTRICAL SYSTEM			1	RAC2
08-00-0100	>	Electrical System 12V DC Weldon V-MUX	1	RAC2
08-01-0051		-- Driver & Officer VISTA Display Weldon Vista IV	1	RAC2
08-01-0054		-- Driver Panel / Switch Panel (6 Switches) Under the Vista Screen	1	RAC2
08-09-0249		-- V-MUX WARRANTY - 4 YEAR	1	RAC2
08-02-0176	< >	-- Assc Power Distribution Panel - 12 Position 40A Batt Dir W/ Ground one behind each driver and officer seats	2	RAC2
08-02-0521		-- =====No PWR Cable for Additional Pwr Studs=====	1	RAC2
08-03-0110	<	-- Communication Antenna Base Cab Roof - RBM Supplied 310DS	1	RAC2
08-03-0231		-- Ant Cable Routing Under Dash Panel	1	RAC2
08-04-1300	>	-- Radio WB/AM/FM/CD -Overhead Mount	1	RAC2
08-04-1140		-- Overhead Radio Mount - driver's side	1	RAC2
08-04-2000		-- Two (2) Speakers	1	RAC2
08-02-0610		-- Weldon VDR/Seat Belt Warn - VISTA	1	RAC2
08-01-001C		-- Commander Digital Gauge Composite Dash	1	RAC2
08-01-001J		-- Instrumentation Standard Digital Display With DEF	1	RAC2
08-00-0340		6 Battery System	1	RAC2
08-00-0322		-- Batteries (6) Group 31	1	RAC2
08-00-023A		-- Battery Box Driver/Officer Side Hot dipped Galvanized Steel w/Covers - 6 Battery	1	RAC2
08-00-0248		-- Battery Cables (6)	1	RAC2
08-00-0251		-- Battery Jumper Studs Front Driver Lower Step	1	RAC2
08-01-0034		-- 2 Position Battery Master - Driver's Kick Plate	1	RAC2
08-01-0036		-- Ignition Switch	1	RAC2
08-01-0040	>	-- Power & Ground Stud 40A Batt Direct / 15A Ignition	1	RAC2
08-00-0721		-- Ground Lights LED Wheelen 3SC0CDCR	1	RAC2
08-01-0751		-- Ground Lights Activation with Park Brake	1	RAC2

PART NO	S	DESCRIPTION	QTY	ID
08-00-0732		-- Cab Step Lights LED (1 Per Step)	1	RAC2
08-01-0753		-- Step Lights Activated Respective Side	1	RAC2
08-00-0758		-- Interior Door Warning Lts Weldon 15" Amber Direct Flash Mtd Abv Window DOOR JAMB WARNING LIGHTS	1 1	RAC2 RAC2
08-00-0783		-- Engine Compartment Work Light LED (2)	1	RAC2
08-00-0791		-- Interior Overhead LED Lighting - Red/Clear	1	RAC2
08-00-4090		> Dr Open/Hazard Wrn Lt, Flash, Whelen 3SR00FRR LED Rnd (Do Not Move Appar	1	RAC2
08-01-2010		Back-Up Alarm Ecco 575	1	RAC2
08-02-0660		-- === NO Captium System - Pick to Select ===	1	RAC2
		HAAS Alert System	1	RAC2
08-02-0770		-- HAAS Alert System, HA-5	1	RAC2
08-02-0775		-- HAAS - 5 Year Subscription	1	RAC2
08-02-0771		-- ===== No R2R (Responder to Responder) - Pick to Select =====	1	RAC2
08-06-0022		Camera System with V-Mux	1	RAC2
08-06-0011		-- Camera System - Chrome Side Cameras	1	RAC2
08-06-0170		-- Driver & Officer Side Camera, Rear Camera; Driver & Officer Vistas	1	RAC2
08-08-10BS		Air Brake Cmprsr, Blue Sea, 12V	1	RAC2
08-08-0021		-- Air Compressor Location - Behind Driver's Seat	1	RAC2
08-08-BS40		Blue Sea P12 Battery Charger w/ EV 7517 Indicator	1	RAC2
08-08-0001		-- Battery Charger Location - Behind Driver's Seat	1	RAC2
08-08-0201		-- Blue Sea Automatic Shoreline - 20 Amp	1	RAC2
08-08-20BR		-- Shoreline, Sure Eject, 20A, Red	1	RAC2
08-08-06WW	< >	-- Shoreline Locations Driver's Side Above Wheel Well 202DS	1	RAC2
08-08-41CS	< >	-- Indicator Location Canopy Window - Commander 216 DS	1	RAC2
	<	Build Station 10 Activations	1	RAC2
		BOM option 08-10-3104		



NOTES:

1. OVERALL HEIGHT IS IN LOADED CONDITION. UNLOADED HEIGHTS MAY BE 4" ABOVE HEIGHTS SHOWN.
2. DO NOT SCALE DRAWING.
3. ALL DIMENSIONS ARE APPROXIMATE AND SUBJECT TO ENGINEERING CHANGES.
4. DRAWING MAY OR MAY NOT SHOW ALL ITEMS AS DESCRIBED IN THE WRITTEN DETAIL SPECIFICATIONS.
5. INCLUSION OF AN ITEM ON THE DRAWING DOES NOT CONSTITUTE INCLUSION OF THAT ITEM WITH THE FINAL DELIVERED UNIT.

REVISIONS: - DATE: -
 REVISED: SLW DATE: 06-13-2021 (R-03)
 REVISED: SLW DATE: 06-23-2021 (R-03)
 DRAFTER: CML DATE: 10-13-2019 (P0000-03)
 PROPRIETARY AND CONFIDENTIAL.
 THE INFORMATION CONTAINED IN THIS DRAWING IS
 THE SOLE PROPERTY OF ROSENBAUER. ANY
 REPRODUCTION IN PART OR AS A WHOLE WITHOUT
 THE WRITTEN PERMISSION OF ROSENBAUER IS
 PROHIBITED.

APPROVED BY:

MAXIMUM HEIGHT 10'
 MAXIMUM LENGTH 32'10"
 BODY WIDTH 100"

CHASSIS: COMMANDER R7011

PUMP: HALE QMAX 1500 GPM

TANK: POLY 750/30

TYPE: PUMPER

AERIAL: (N/A)

EASTERN DEMO



ROSENBAUER EXT

15264 P7475 03

February 14, 2022

Dekalb Fire Department
700 Pine Street
Dekalb, IL 60115

ATTN: Chief Mike Thomas

RE: Truck # 15264 & #15387 – Stock Units

Dear Chief Thomas,

I wanted to take a moment to thank you for the recent order the Dekalb Fire Department placed with Rosenbauer Minnesota. It is a privilege for us to have the opportunity to manufacture two trucks for you.

It is our intention at Rosenbauer to produce an apparatus that will meet your specifications and exceed your expectations. In order to accomplish this, we want to involve you as much as possible and/or necessary in the process of producing your trucks. We will be sure to keep you informed through Jim Keeler regarding the status of your apparatus. If you have any concerns or questions about the process or schedule for the pumpers, don't hesitate to contact Jim. I know he'll be happy to get you an answer as quickly as possible.

We value the trust that you have placed in us and we will work diligently to produce an apparatus that will provide you with many years of reliable service. Again, thank you for purchasing from Rosenbauer and let me know if there's anything I can do for you.

Best Regards –



Chris Smith
Contract Administrator
csmith@rosenbaueramerica.com

cc: Jim Keeler

www.rosenbaueramerica.com

info@rosenbaueramerica.com

ROSENBAUER SOUTH DAKOTA, LLC.
100 THIRD STREET
LYONS, SOUTH DAKOTA 57041
P: 605.543.5591

ROSENBAUER MINNESOTA, LLC.
5181 260TH STREET
P.O. BOX 549
WYOMING, MINNESOTA 55092
P: 651.462.1000

ROSENBAUER MOTORS, LLC.
5190 260TH STREET
P.O. BOX 549
WYOMING, MINNESOTA 55092
P: 651.462.1000

ROSENBAUER AERIALS, LLC.
870 SOUTH BROAD STREET
FREMONT, NEBRASKA 68025
P: 402.721.7622



To: City of Dekalb (Fire Department)
700 PINE ST.
Dekalb, Illinois 60115

Date: 2.1.2022

We hereby propose and agree to furnish, after your acceptance of this proposal and the proper execution by the City of Dekalb hereinafter called the Buyer and an officer of Rosenbauer Minnesota, LLC), hereinafter called the Company, the following apparatus and equipment.

**One (1) Rosenbauer EXT Side Mount Rescue Pumper
Built on a Rosenbauer Commander Chassis (DEMO 15264)**

\$614,846.00

NOTE: Truck is currently in production at Rosenbauer and changes must be approved by the factory. Truck will be completed at the factory in late March, Rosenbauer will use the truck as a demo until July 1, 2022. After the demo period ends the truck will be sent to Sentinel Emergency Solutions.

CLARIFICATION: Truck is engineered to carry a 24' 2 section ladder, however prior to delivery both parties will collaborate to figure out the best solution to carrying a 28' 2 section ladder instead of a 24'. Any modifications will be performed by Sentinel prior to delivery.

No prepay discounts available as truck is already in production.

Final Payment: Due upon acceptance at Sentinel Emergency Solutions.

**One (1) Rosenbauer EXT Side Mount Rescue Pumper
Built on a Rosenbauer Commander Chassis (Demo 15387)**

\$635,236.00

NOTE: Truck has not started production and is slated for completion November 1, 2022. Changes are available at this time. Rosenbauer will use the truck as a demo until December 1, 2022. After the demo period ends the truck will be sent to Sentinel Emergency Solutions.

Pre-Pay Options: (Please initial next to the option you wish to partake in.)

1. Pay 100% within 30 days of contract signing. Deduct \$17,511.00 from price listed above.
2. Pay for chassis within 30 days of contract signing. (Approx \$275,000.00) Deduct \$13,733.00 from price listed above.
3. Pay for chassis upon completion in approximately 7 months. (Approx \$275,000.00) Deduct \$11,074.00 from price listed above.

CLARIFICATION: Per the change orders a 28' 2 section ladder will be supplied and installed.

Final Payment: Due upon acceptance at Sentinel Emergency Solutions.

All of which are to be built in accordance with the specifications, clarifications and exceptions attached, and which are made a part of this agreement and contract.

DELIVERY: Terms listed above. The quoted delivery time is based upon our receipt of the specified materials required to produce the apparatus in a timely manner. Any causes outside of the company's control may delay delivery.

CONTRACT CHANGES: After execution and acceptance of this Contract, the Buyer may request that the Company incorporate a change to the Products or the Specifications for the Products by delivering a Change Order to the Company; provided, however, that any such Change Order must be in writing and include a description of the proposed change sufficient to permit the Company to evaluate the feasibility of such Change Order. Within seven (7) business days of receipt of a Change Order, the Company will inform the Buyer in writing of the feasibility of the Change Order, the earliest possible implementation date for the Change Order, of any increase or decrease in the Purchase Price resulting from such Change Order, and of any effect on production scheduling or delivery resulting from such Change Order.

www.rosenbaueramerica.com

info@rosenbaueramerica.com

ROSENBAUER SOUTH DAKOTA, LLC.
100 THIRD STREET
P.O. BOX 57
LYONS, SOUTH DAKOTA 57041
P: 605.543.5591

ROSENBAUER MINNESOTA, LLC.
5181 280TH STREET
P.O. BOX 549
WYOMING, MINNESOTA 55082
P: 651.482.1000

ROSENBAUER MOTORS, LLC.
5190 280TH STREET
P.O. BOX 549
WYOMING, MINNESOTA 55082
P: 651.482.1000

ROSENBAUER AERIALS, LLC.
870 SOUTH BROAD STREET
FREMONT, NEBRASKA 68025
P: 402.721.7622



The Company shall not be liable to the Buyer for any delay in performance or delivery arising from any such Change Order. Purchase Price may be modified only by mutual written agreement of the Parties because of changes to the Apparatus required or requested by the Buyer during the construction process pursuant to Appendix C, Change Order Policy. Any changes in the Purchase Price resulting from changes to the Apparatus required or requested by the Buyer during the construction process shall be stated in the Change Order signed by both parties. Additional Changes: If various state or federal regulatory agencies (e.g. NFPA, DOT, EPA) require changes to the specification and/or the product that result in a cost increase to comply therewith this cost will be added to the Purchase Price to be paid by the customer.

FORCE MAJEURE: The Company shall not be responsible nor deemed to be in default on account of delays in performance due to causes which are beyond the Company's control which make the Company's performance impracticable, including but not limited to civil wars, insurrections, strikes, riots, fires, storms, floods, other acts of nature, explosions, earthquakes, accidents, any act of government, delays in transportation, inability to obtain necessary labor supplies or manufacturing facilities, allocation regulations or orders affecting materials, equipment, facilities or completed products, failure to obtain any required license or certificates, acts of God or the public enemy or terrorism, failure of transportation, epidemics, quarantine restrictions, failure of vendors (due to causes similar to those within the scope of this clause) to perform their contracts or labor troubles causing cessation, slowdown, or interruption of work.

PAYMENT TERMS: Final payment for the apparatus shall be made at time of delivery or pick up of the completed vehicle. It is the responsibility of the Buyer to have full payment ready when the apparatus is complete and ready to deliver. If payment is delayed or delivery is delayed pending payment, a daily finance and storage fee may apply. Upon delivery of the apparatus or upon pickup of the apparatus by the Buyer, the Buyer agrees to provide all liability and physical damage insurance. It is further agreed that if on delivery and testing, any defects should develop, the Company shall be given reasonable time to correct changes. Guarantee of the chassis is subject to the guarantee of the chassis manufacturer. *NOTE: upon final inspection at the factory for pick-up or delivery, the Buyer will need to supply a Certificate of Insurance and full payment prior to release of the vehicle, unless prior arrangements for vehicle's release have been made.

TITLE: The Apparatus shall always be the property of the Company until it is delivered to the Buyer pursuant to the terms of this agreement. The Company shall bear the sole responsibility and risk for destruction, loss or damage to the apparatus, or any portion of the Apparatus, through the date and time it is delivered to the Buyer. The Company shall deliver good and merchantable title to the Apparatus at the time it is delivered to the Buyer. The Buyer shall bear the sole responsibility and risk for destruction, loss or damage to the Apparatus upon the date and time it takes delivery of the Apparatus.

PIGGY BACK ORDERS: The Company, at its sole discretion, will allow the terms of the contract to be extended to both the Buyer, as well as to other Municipal, State, or Federal agencies for similar unit(s). The Company will allow tag on / additional orders for up to three (3) years from the date of contract execution. To facilitate pricing, the Company will quote the original price plus manufacturer's price increases or Producer's Price Index (PPI) whichever is greater as it applies to either Fire Apparatus and/ or commercial heavy truck industries.

MISCELLANEOUS PROVISIONS: This agreement shall be construed in accordance with the laws of the State of Minnesota. The parties agree that any litigation arising from or in connection with any dispute between the parties under this agreement shall be venue in Minnesota. The parties agree that this agreement bears a rational relationship to the State of (South Dakota or Minnesota), and they consent to the personal jurisdiction of such state and further consent and stipulate to venue in the above described court.

Respectfully submitted,

DEALER: SENTINEL EMERGENCY SOLUTIONS, LLC

SALES REP: BILL SCHREIBER

BUYER:

We accept the above proposal and enter into contract with signature below.

[Signature] Title City Manager

Date 2/2/2022

After company receipt of this document signed by the Buyer, the document will be reviewed and upon approval, countersigned by the Company thereby putting the document in force.

ROSENBAUER Minnesota, LLC

www.rosenbaueramerica.com

info@rosenbaueramerica.com

ROSENBAUER SOUTH DAKOTA, LLC.
100 THIRD STREET
P.O. BOX 57
LYONS, SOUTH DAKOTA 57041
P: 605.543.5591

ROSENBAUER MINNESOTA, LLC.
5181 280TH STREET
P.O. BOX 549
WYOMING, MINNESOTA 55092
P: 651.482.1000

ROSENBAUER MOTORS, LLC.
5180 280TH STREET
P.O. BOX 549
WYOMING, MINNESOTA 55092
P: 651.482.1000

ROSENBAUER AERIALS, LLC.
870 SOUTH BROAD STREET
FREMONT, NEBRASKA 68025
P: 402.721.7822



Christian Kleebauer Title CEO
2/14/2022 Date

APPENDIX C CHANGE ORDER POLICY

This change order policy is intended to reflect the increased cost of changes which result in delayed deliveries, confused paperwork, poor production flow and increased potential of trucks being built to incorrect specifications. With your cooperation, changes can be kept to a minimum which means we will be able to reduce lead times, increase production and maintain costs which will benefit all of us.

Our objective is accurate, high quality and on-time deliveries exceeding our customer expectations.

Changes any time after the order is received may delay the quoted delivery date. Significant design or component changes will have the largest impact on the schedule and quoted delivery date. Changes that occur later in the process will also have the largest impact on the schedule and quoted delivery date.

All time fences are reference to contract execution date if not otherwise stated.

Change Window #1

All changes will be priced at standard pricing and specials will be priced through our normal process. No penalty charges will apply.

RBM Chassis	0-60 days
RBA Aerial	0-60 days
Rosenbauer Body	0-60 days

Change Window #2

All changes are subject to a 25% mark-up, as well as a \$250.00 change order fee. All changes are subject to factory review and may be denied due to engineering or lead time issues.

RBM Chassis	61-75 days
RBA Aerial	61-75 days
Rosenbauer Body	61-120 days

Change Window #3

All changes are subject to a 50% mark-up, and 50% restocking fee on deleted items, as well as a \$250.00 change order fee. All changes are subject to factory review and may be denied due to engineering or lead time issues. No major components can be changed at this time; major components are considered engine, transmission, axles, suspension, cab, frame (wheelbase), seats, water pump and water tank.

RBM Chassis	76-120 days
RBA Aerial	76-120 days
Rosenbauer Body	121-180 days

Change Window #4

Changes are not recommended at this time. Any changes requested will be priced on a time and material basis, as well as a \$500.00 change order fee. Any changes requested, and that are quoted to the customer, must be approved by the customer within three days or they will not be valid.

RBM Chassis	After 120 days
RBA Aerial	After 120 days

www.rosenbaueramerica.com

info@rosenbaueramerica.com

ROSENBAUER SOUTH DAKOTA, LLC.
100 THIRD STREET
P.O. BOX 57
LYONS, SOUTH DAKOTA 57041
P: 605.543.5591

ROSENBAUER MINNESOTA, LLC.
5181 280TH STREET
P.O. BOX 549
WYOMING, MINNESOTA 55092
P: 651.482.1030

ROSENBAUER MOTORS, LLC.
5190 280TH STREET
P.O. BOX 549
WYOMING, MINNESOTA 55092
P: 651.482.1030

ROSENBAUER AERIALS, LLC.
870 SOUTH BROAD STREET
FREMONT, NEBRASKA 68025
P: 402.721.7622

Rosenbauer Body

After 180 days



**Note: Any late change orders that are factory driven will be done at cost and no additional mark up or penalties will apply.*

Initials

[Handwritten signature]

www.rosenbaueramerica.com

info@rosenbaueramerica.com

ROSENBAUER SOUTH DAKOTA, LLC.
100 THIRD STREET
P.O. BOX 57
LYONS, SOUTH DAKOTA 57041
P: 605.643.5591

ROSENBAUER MINNESOTA, LLC.
5181 280TH STREET
P.O. BOX 549
WYOMING, MINNESOTA 55092
P: 651.462.1000

ROSENBAUER MOTORS, LLC.
5180 280TH STREET
P.O. BOX 549
WYOMING, MINNESOTA 55092
P: 651.462.1000

ROSENBAUER AERIALS, LLC.
870 SOUTH BROAD STREET
FREMONT, NEBRASKA 68025
P: 402.721.7822