ORDINANCE 2021-051 **PASSED: DECEMBER 13, 2021**

ADOPTING THE ANNUAL BUDGET OF THE CITY OF DEKALB, ILLINOIS FOR THE FISCAL YEAR BEGINNING JANUARY 1, 2022, AND ENDING DECEMBER 31, 2022.

WHEREAS, the City of DeKalb (the "City") is a home rule unit of local government and may exercise any power and perform any function pertaining to its government and affairs pursuant to Article VII, Section 6, of the Illinois Constitution of 1970; and

WHEREAS, the City duly adopted the Budget Officer and annual budget powers and procedures established by the Illinois Municipal Code (65 ILCS 5/8-2-9.1 through 8-2-9.10); and

WHEREAS, the City's Budget Officer prepared the tentative annual budget for the fiscal year beginning January 1, 2022, through December 31, 2022 (the "2022 Fiscal Year") as set forth in Exhibit A attached hereto and incorporated herein (the "2022 Fiscal Year Budget"); and

WHEREAS, the City complied with all applicable statutory requirements for the public inspection, notice and hearing of the 2022 Fiscal Year Budget; and

WHEREAS, the City's corporate authorities find that it is in the City's best interests for the promotion of the public health, morals and welfare to approve the 2022 Fiscal Year Budget; and
NOW, THEREFORE, BE IT ORDAINED BY THE CITY COUNCIL OF THE CITY OF DEKALB, ILLINOIS:

SECTION 1: The recitals to this Ordinance are true, material, adopted and incorporated herein as Section 1 to this Ordinance.

SECTION 2: The City's corporate authorities approve the 2022 Fiscal Year Budget, and further authorize and direct the Executive Assistant to file with the DeKalb County Clerk a certified copy of this ordinance and the 2022 Fiscal Year Budget within 30 days of the adoption of this ordinance.

SECTION 3: This Ordinance shall be in full force and effect from and after its passage as provided by law.

PASSED BY THE CITY COUNCIL of the City of DeKalb, Illinois, at a Regular meeting thereof held on the 13th day of December and approved by me as Mayor on the same day. Passed by a roll call vote as follows:

FIRST READING

Morris: Absent
Larson: Aye
Smith: Aye
Perkins: Aye
McAdams: Absent
Verbic: Aye
Faivre: Aye
Barnes: Aye
TOTAL: 6-0-2

SECOND READING

Morris: Absent
Larson: Aye
Smith: Aye
Perkins: Aye
McAdams: Absent
Verbic: Aye
Faivre: Aye
Barnes: Aye
TOTAL: ~~Aye~~ 6-0-2

FILED
DEC 15 2021
DeKalb County Clerk

CITY OF DEKALB STATE OF ILLINOIS

COHEN BARNES, Mayor

ATTEST:

Ruth A. Scott, Executive Assistant

Shaw Media file photo

As the holiday shopping season gets underway, Sycamore police are warning residents to be vigilant and watch out for online shopping scams.

Residents should be on lookout for holiday online shopping scams

DAILY CHRONICLE

SYCAMORE – As the holiday shopping season gets underway, Sycamore police are warning residents to be vigilant and watch out for online shopping scams.

According to a news release, police are offering several tips on how to know what's a legitimate online purchase or not.

Shoppers should make sure the website they're using is legitimate, since some might look like actual online merchants but are fraudulent. Secure websites will begin with https:// instead of http://.

If something doesn't seem right with a website or the process to receive a purchase, shoppers are encouraged to consider if it would be safer to delay buying the item until you can verify the security of a purchase.

Purchases via credit card or a prepaid credit card are recommended instead of a debit card, police said. If a debit card is compromised, that could lead others to compromise a bank account or commit theft. Most credit card companies limit loss in cases of fraud if they are promptly reported, according to the release.

Police recommend online shoppers do not use public Wi-Fi in locations such as restaurants, libraries or shopping malls since that creates risks for shoppers using financial information on unprotected servers.

Shoppers are also urged not to store card information saved with online retail companies. While the process is often used for efficiency during an online purchase, a data breach of the online company's saved information for users could also compromise personal information.

For shoppers getting delivery, residents are encouraged to ensure the address is a secure location, according to the release. If a package is delivered to a residence where no one is home, it could invite theft, police said. To combat that, people should consider having a package shipped to their work or that someone is home when the package arrives.

Some shipping companies offer tracking and text message notifications with package deliveries.

If anyone sees a car or person loitering near a home during package delivery times when no one is home, they're encouraged to call police and include a description of the person and vehicle with a license plate number.

For good. For ever.

www.dekalbcountyfoundation.org

NOTICE OF PUBLIC HEARING

City of DeKalb, Illinois
Tentative Annual Budget for the Fiscal Year January 1, 2022, through December 31, 2022

The Corporate Authorities of the City of DeKalb, DeKalb County, Illinois will conduct a Public Hearing at 6:00 p.m. on December 13, 2021, at the DeKalb Public Library, 309 Oak Street, Yusunas Meeting Room (Lower Level), DeKalb, Illinois, regarding the adoption of the Annual Budget for the City of DeKalb for the fiscal year beginning on January 1, 2022, and ending December 31, 2022.

Said Public Hearing is being held in accordance with the applicable provisions of the Illinois Compiled Statutes including Chapter 65, Section 5/8-2-9.1 through 8-2-9.10, and the applicable provisions of the City Code of Ordinances.

The Tentative Annual Budget for the Fiscal Year Ending December 31, 2022, is available for public inspection in the City of DeKalb Finance Division, 164 E. Lincoln Highway, DeKalb, Illinois, during normal City of DeKalb business office hours of 8:00 a.m. to 5:00 p.m., Monday through Friday.

The 2022 tentative budget document is also available on the City's website at: www.cityofdekalb.com on the Budget & Annual Reports page.

If further information is needed, please contact Susan Hauman, Assistant Finance Director at (815) 748-2388.

BY ORDER OF THE CORPORATE AUTHORITIES OF THE CITY OF DEKALB.

Bill Nicklas
City Manager
City of DeKalb

SM-CL1940755

Fiscal Year 2022



Proposed Budget

January 1, 2022 to
December 31, 2022

City of DeKalb
opportunity - innovation

This page has been intentionally left blank.

City of DeKalb
opportunity · innovation

Mayor
Cohen Barnes

City Council
Alderman Carolyn Morris, Ward One
Alderman Barbara Larson, Ward Two
Alderman Tracy Smith, Ward Three
Alderman Gregory Perkins, Ward Four
Alderman Scott McAdams, Ward Five
Alderman Mike Verbic, Ward Six
Alderman Anthony Faivre, Ward Seven

City Clerk
Sasha Cohen

City Manager
Bill Nicklas

Executive Team
Ruth Scott, Executive Assistant
Joshua Boldt, Assistant to the City Manager
David Byrd, Police Chief
Mike Thomas, Acting Fire Chief
Bryan Faivre, Director of Utilities & Transportation
Andy Raih, Director of Streets & Facilities
Dan Olson, Planning Director
Dawn Harper, Chief Building Official
Renee Riani, Airport Manager
Zac Gill, City Engineer
Michelle Anderson, Human Resource Director
Jeremy Alexander, I.T. Director
John Donahue/Matt Rose, City Attorneys

Accounting Staff
Susan Hauman, Assistant Finance Director

Table of Contents

Page

Section One: Transmittal Letter 1

Section Two: The Community We Serve 22

Section Three: Budget Overview 39
- Budget Process 40
- Basis for Budgeting 41
- Budget Fund Types 41
- Budget Calendar 43
- Fund Balance Projections 46
- All-Fund Revenue Summary 47
- All-Fund Expenditure Summary 48

Section Four: General Fund Detail 54
- General Fund Revenues 55
- General Fund Expenditures 61
- General Fund Revenue and Expenditure Summary 64
- General Fund Expenditure Summary 65
- General Fund Expenditures by Department 67
- Legislative 68
- City Manager's Office 71
- Human Resources Department 79
- Finance Department 83
- Information Technology Department 87
- Police Department 91
- Fire Department 101
- Public Works Department 109
- Community Development Department 120
- General Fund Support 134

Section Five: Special Revenue Funds 136
- American Rescue Plan Fund 137
- SAFER Fund 142
- GEMT Fund 145
- Transportation Fund 147
- Motor Fuel Tax Fund 151
- Heritage Ridge SSA #3 156
- Knolls Subdivision SSA #4 157
- Greek Row SSA #6 158

- Heartland Fields SSA #14 159
- 924 Greenbrier SSA #28 160
- Market Square Area SSA #29 161
- Hunter Ridgebrook SSA #30 162
- Central Area TIF #1 Fund 163
- Central Business TIF #3 Fund 168
- Community Development Block Grant Fund 171
- Housing Rehabilitation Fund 173
- Foreign Fire Insurance Tax Fund 175

Section Six: Debt Service Funds 177
- General Debt Service Fund 180
- TIF Debt Service Fund 181

Section Seven: Capital Project Funds 182
- Capital Projects Fund 183
- Capital Equipment Replacement Fund 185

Section Eight: Enterprise Funds 188
- Water Fund 189
- Water Construction Fund 195
- Water Capital Fund 197
- Airport Fund 200
- Refuse & Recycling Fund 204

Section Nine: Internal Service Funds 206
- Workers Compensation/Property & Liability Insurance Fund 209
- Health Insurance Fund 210

Section Ten: Fiduciary Funds 211
- Police Pension Fund 213
- Fire Pension Fund 214
- DeKalb Public Library Fund 215

Appendix 218
- Staffing Plan 219
- Chart of Accounts 220
- Policies 232
- Glossary 264

Section One

Transmittal Letter

City of DeKalb
opportunity · innovation

164 East Lincoln Highway
DeKalb, Illinois 60115
815.748.2000 • cityofdekalb.com

DATE: December 13, 2021

TO: Honorable Mayor Cohen Barnes
DeKalb City Council

FROM: Bill Nicklas, City Manager

RE: Letter of Transmittal: Fiscal Year 2022 Budget

The Annual Budget for Fiscal Year 2022 extends from January 1, 2022 through December 31, 2022. This budget document compiles the numerical and narrative budgets for each General Fund department and each of the City's capital funds, special funds, and bond funds in one volume for easy reading and reference.

I. OVERVIEW

The FY2022 City Budget comprises 32 funds with projected revenues of $108,510,518 against $106,180,581 in expenditures. All City funds are balanced in the FY2022 Budget.

The planning and creation of the City's 2022 fiscal year budget has occurred as the City organization and DeKalb community recover from the economic, medical, and psychological impacts of the COVID-19 pandemic. The City government's recovery in 2021 was aided by timely and dramatic steps taken by the City Council as the pandemic exploded in 2020, as well as significant federal aid in the form of 2020 Cares Act funding and the 2021 American Rescue Plan, enacted on March 11, 2021. Specifically, on May 26, 2020 the Council amended the FY2020 City Budget to freeze hiring across city departments and impose other non-personnel cuts for a combined total of $2,125,833 in General Fund savings (and $261,000 in Water Fund savings), and on September 28, 2020 "scooped" the approximately $1.9 million associated with the January 1, 2021 and July 1, 2021 debt service on four of the City's GO bonds payable from the General Fund and "tossed" them to 2028, 2029, and 2030 when the principal was sharply less. This resulted in a one-year hiatus in GO debt payments in 2021. Altogether, the aggregate savings of about $4 million in General Fund spending and some additional constraint by department heads in operational spending resulted in a beginning General Fund balance on January 1, 2021 that was larger than the starting General Fund balance of a year before.

Impact of the American Rescue Plan

The American Rescue Plan of 2021 (ARP) committed $10,422,954 to the City of DeKalb, to be allocated by the end of 2024. The first installment of $5,211,477 was received from the U.S. Treasury on May 19, 2021 and a second installment of $5,211,477 is to be received in April, 2022.

The City of DeKalb is classified as a "metropolitan city" with an expanded list of potential ARP uses. These uses include, but are not limited to, the following general categories:

Revenue Loss. The American Rescue Plan recognizes that the response to the COVID-19 public health emergency evolved in 2020 and will continue to evolve in 2021, 2022, and beyond. Several successive interim rules issued by the Treasury have determined that funds may be used for payroll and covered benefits for public safety, including police, firefighter/paramedics, and public works employees.

- **Entity-Wide**: Recipients are to calculate reimbursable revenue losses on an "entity-wide" basis, rather than relying on financial reporting which may vary in methodology from recipient to recipient. Specifically, the formula allows for a "growth adjustment" that posits what might have been the 2020 revenue growth if the pandemic had not occurred (4.1% times the base year 2019 general revenue), then subtracts the actual 2020 general revenues from that growth adjustment. The table below illustrates this calculation:

GL CATEGORY	Actual 2019	2020 = 4.1 % Growth Factor Applied	Actual 2020
Fund 100 – GENERAL FUND			
PROPERTY TAXES	$5,897,168	$6,138,952	$6,178,386
SALES & USE TAXES	$15,944,997	$16,598,742	$14,504,006
GROSS RECEIPTS TAXES	$3,601,811	$3,749,485	$3,375,859
OTHER INCOME	$1,183,881	$1,232,420	$709,936
LICENSES & PERMITS	$960,698	$1,000,087	$997,277
INTERGOVERNMENTAL REVENUES	$5,516,509	$5,742,686	$5,549,153
SERVICE CHARGES	$3,834,754	$3,991,979	$3,119,088
FINES	$629,943	$655,771	$422,112
TOTAL GENERAL FUND REVENUES	$37,569,761	**$39,110,121**	**$34,855,817**
Excludes $1.816 Million from IL CURE ACT			
	2020 Growth Factor Minus 2020 Actual:		**$ 4,254,304**

- **March 3, 2021, through May 31, 2021.** Excluding public health and safety costs already reimbursed through the 2020 IL CURE Act and the entity-wide expenses charted above, the estimated qualified expenditures totaled $1,837,285 for this period.

Total "entity-wide" and 2021 eligible costs: $6,091,589

The allocations for revenue loss cannot be dumped into the City's General Fund reserve or "rainy day" fund. The federal monies can be used to fund the Fire, Police and Public Works positions that were frozen in May 2020, remained frozen in the original FY2021 General Fund Budget, and will be filled in the 2022 Budget. With that prescription in mind, the following multi-year table shows how the ARP funds will be invested in general operations through 2024:

	FY2020 Actual	FY2021 Projected	FY2022 Budget	FY2023 Budget	FY2024 Budget
Starting Fund Balance	$10,524,704	$12,286,411	$16,611,650	$18,819,851	$20,221,408
Revenues by Category					
Property Taxes	$6,178,386	$6,522,456	$6,845,318	$7,184,161	$7,539,777
Sales & Use Taxes	$14,504,006	$16,554,942	$16,735,272	$17,195,492	$17,668,368
Gross Receipts Taxes	$3,375,859	$3,481,950	$3,627,072	$3,726,816	$3,829,304
Intergovernmental	$7,462,155	$6,136,157	$6,243,540	$6,415,237	$6,591,656
Licenses & Permits	$997,277	$929,224	$973,847	$1,000,628	$1,028,145
Service Charges	$3,119,088	$4,565,456	$4,034,851	$4,145,809	$4,259,819
Fines	$422,112	$452,029	$471,815	$484,790	$498,122
Other Income	$1,235,589	$902,277	$927,090	$952,585	$978,781
Transfers In	$1,295,038	$2,132,496	$3,433,351	$3,320,387	$2,554,612
Total Revenues	**$38,589,510**	**$41,676,987**	**$43,292,156**	**$44,425,906**	**$44,948,584**
Expenditures by Category					
Personnel	$30,566,531	$29,910,292	$31,513,525	$33,296,694	$34,129,111
Commodities	$774,146	$704,970	$759,358	$764,939	$803,186
Contractual Services	$3,635,519	$4,061,680	$4,324,150	$4,369,637	$4,588,119
Equipment	$19,922	$28,000	$33,500	$33,852	$35,545
Transfers Out	$1,831,685	$2,384,017	$4,453,422	$4,559,226	$4,696,003
Total Expenditures	**$36,827,803**	**$37,088,959**	**$41,083,955**	**$43,024,348**	**$44,251,964**
Rev-Exp	$1,761,707	$4,588,028	$2,208,201	$1,401,558	$696,620
Prior Period Adjustment	$0	-$262,789	$0	$0	$0
Ending Fund Balance	$12,286,411	$16,611,650	$18,819,851	$20,221,408	$20,918,028
vs. Reserve Policy 25%	33.36%	44.79%	45.81%	47.00%	47.27%

Amended by ORD 2021-023 (July 12,2021)

55 FF/Paramedics, 63 sworn officers, EMS Coordinator (Lieutenant level), Video Evidence Tech (PD)

58 FF/Paramedics, 65 Sworn Officers, +2 Additional FT Public Works/Water Maintenance, +1 Code Compliance Officer, Work Comp Fund Deposit Increased by $200K

Includes ARP Transfer: $1,397,996 (FY21); $1,837,285 (FY22); $1,837,285 (FY23); $1,019,023 (FY24);

Includes SAFER Grant: $851,566 (FY22); $908,602 (FY23); $961,089 (FY24)

Water Fund transfers to General Fund reversed in 2023 (savings to Water Fund of $311,000 per year).

Includes G.O. Debt Service of $1,853,291; Pension Shortfall of $1,278,142; Library Debt Service $495,000;

and $800,000 transfer to Fund 420 for a replacement fire engine in FY22.

Includes New GEMT Revenue & Ambulance Service Charges

Municipal Share of State Income Tax Trend as of August 2021

Utility, Telecomm, Gas Use Tax Trends as of Q1 and Q2

Municipal Share of Central Area TIF Sales Tax Surplus Forfeited and Interest Income Very Low

The American Rescue Plan also identified two additional prime spending targets:

Investments in Water, Sewer, Roads, and Broadband. These investments should promote equitable outcomes to historically underserved, marginalized, or adversely affected groups. This would include relocation assistance for persons and businesses located in Hunter Hillcrest as a part of the property's redevelopment. This assistance must be "evidence-based" which in this instance means the following:

- The program is offered in a physical location within a Qualified Census Tract (QCT);
- The primary intended beneficiaries earn less than 60 percent of the median income for the relevant jurisdiction. Our 2020 Census information will help identify such criteria.
- Over 25% of the intended beneficiaries are below the federal poverty line as defined by the US Department of Housing and Urban Development (HUD).
- The proposed programming addresses health disparities, education disparities, and builds stronger neighborhoods.

A particular emphasis of the American Recovery Plan is projects to replace lead service lines. This expense, if part of a matching 50/50 program created by the City, might reach $3.5 million. Another potential target is the repair of streets and sidewalks in our qualified census tracts. For such repairs, a provisional tally might include $1.5 million in contracted expenses. Finally, there is more to do in assuring broadband access for underserved neighborhoods. The Annie Glidden North broadband project is complete, but several other qualified census tracts might be considered for broadband upgrades not provided by private cable companies that tie system improvements to the ratepayers' ability to pay.

Total estimated eligible costs: $5,500,000. To date, the Council transferred $1 million to Fund 600, the Water Operations Fund, on July 12, 2021 to seed a resident assistance program to replace lead water services.

The Transfer of Funds to Non-Entitlement Units (NEUs): The ARP also allows metropolitan cities (DeKalb) to allocate funds to "Non-Entitlement Units" (NEUs) including smaller single-purpose taxing bodies which experienced significant revenue losses owing to the COVID-19 pandemic and were not eligible for direct 2020 Cares Act reimbursements. To date, the Council has transferred $241,644 to the Kishwaukee Water Reclamation District (KWRD) which is a qualified "NEU" that suffered significant losses owing to the COVID pandemic in 2020 with the sharp decline in Northern Illinois University services.

In summary, a total of $4,331,365 in ARP monies has been committed for broader community purposes as Treasury funding is received in April, 2022. A provisional breakdown of the targets for this funding, as presently envisioned by the City Council, is as follows:

- $1,185,000 for the purchase of the Hunter Hillcrest property;
- $500,000 in "Developmental Services" for the demolition of the Hunter Hillcrest property, and the relocation of the Hunter Hillcrest tenants;
- $1,000,000 to assist homeowners in replacing lead water service lines to their homes;
- KWRD: $241,644;
- Uncommitted: $1,404,721.

II. GENERAL FUND

Aside from the profound impact of the American Rescue Plan funding on general operational expenditures in FY2022, the City relies on a variety of "organic" revenue sources to fund the essential services that touch each resident and local business at some point in the fiscal year.

The proposed 2022 General Fund expenditure budget totals $41,056,966. These expenditures are balanced by $43,292,156 in anticipated General Fund revenues. The revenues and expenditures reflect pension contributions for Fire and Police passing through the General Fund. The projected General Fund operating reserve or starting fund balance as of January 1, 2022 is $16,388,171 or 43.76% of the budgeted 2021 General Fund expenditures. The projected FY2022 year-end reserve balance is projected to be $18,623,361 or 45.36% of the FY2022 General Fund expenses of $41,056,966.

FY2022 GENERAL FUND REVENUES

1. FY2022 PROPERTY TAX LEVY AND PENSION OBLIGATIONS

The property tax is the most stable source of municipal revenues. What is levied is applied and generally distributed, assuming property owners pay their taxes. It is important to note the following, however:

a) **None of the property taxes that the Council will levy in December 2021, payable in 2022, will be used for general operations.** In addition, the $1,278,142 shortfall between the City's levy and the actuarial obligations for 2022 will need to be drawn from other General Fund revenues or the General Fund reserve.

City Pension Funding and Pension Obligations				
	2018 Actuarial Obligation	2018 Levy Funding	Difference*	% Difference
Fire Pension	$3,503,332	$3,220,517	$282,815	8.07%
Police Pension	$3,079,438	$2,796,623	$282,815	9.18%
Total	$6,582,770	$6,017,140	$565,630	8.59%

	2019 Actuarial Obligation	2019 Levy Funding	Difference*	% Difference
Fire Pension	$3,920,907	$3,322,914	$597,993	15.25%
Police Pension	$3,477,031	$2,946,735	$530,296	15.25%
Total	$7,397,938	$6,269,649	$1,128,289	15.25%
	2020 Actuarial Obligation	2020 Levy Funding	Difference*	% Difference
Fire Pension	$4,282,230	$3,569,403	$712,827	16.65%
Police Pension	$3,614,881	$2,953,053	$661,828	18.31%
Total	$7,897,111	$6,522,456	$1,374,655	17.41%
	2021 Actuarial Obligation	2021 Levy Funding	Difference*	% Difference
Fire Pension	$4,415,632	$3,720,878	$694,415	15.73%
Police Pension	$3,707,827	$3,124,439	$583,727	15.74%
Total	$8,123,459	$6,845,317	$1,278,142	15.73%

In 2014 the City dedicated 10.4% of its General Fund revenues toward Fire and Police pension contributions. In 2022 about 20.23% of the projected General Fund expenditures will be dedicated to Fire and Police pension obligations.

b) According to DeKalb Township and County assessment officials, the projected 2021 City levy, payable in 2022, will capture the following **new** assessed values:

- **Recovered Central Area TIF:** In the 2020 Intergovernmental Agreement relating to tax increment financing districts in the City of DeKalb (dated November 15, 2020), the parties agreed that the last Central Area TIF annual surplus payment pertained to tax year 2020, with the last annual surplus payment paid by the DeKalb County Collector in 2021.

  With the termination of the Central Area TIF, the "recovered" TIF value is treated the same as new property. The 2021 tax year (with taxes payable in 2022) is the first year that the recovered TIF increment can be taxed. Under the Property Tax Extension Limitation Law (PTELL), the amount of the extension (total taxes billed) for non-home rule taxing districts is limited to an inflationary increase on the value of existing property, plus an additional amount for new construction. The inflationary increase is limited to the lesser of 5 percent or the increase in the consumer price index for the year preceding the levy year. PTELL does not apply to home rule units of government such as the City of DeKalb, but the City Council has been very mindful of the impact of their levy decisions in recent years. **The "recovered TIF" value is estimated to be $59,148,535.**

- **Ferrara Distribution Center:** (Parcel #08-35-300-012): Total 2021 EAV equals $17,547,861 but $44,165 of that EAV represents existing value. $17,503,696 in new EAV times 0.50 (50% abatement) equals $8,751,848 in abatement. The

total EAV of $17,547,861 minus the $8,751,848 abatement equals the 2021 taxable EAV of $8,796,013.

- **Ferrara Pack Center**: (Parcel #08-35-400-009): The total EAV of $5,860,804 includes $18,987 in existing value. The abatement will equal $5,841,817 times 0.50 equal to $2,920,908.50. The total EAV of $5,860,804 minus the $2,920,908.50 abatement equals the 2021 taxable EAV of $2,939,895.50.

  The combined taxable EAV for the Ferrara Distribution Center and Packaging Center in 2021 is $11,735,908.50. At the expiration of the 15-year term for the Ferrara distribution and packaging centers, 100% of the EAV will be taxable.

- **Facebook**: Although the 500-acre development has been annexed and zoned "Planned Development – Industrial" since March of 2020, but because no principal buildings have yet been occupied the "developer's exemption" still applies for the land, which has not been farmed since the fall harvest of 2018. The occupancy of two outbuildings will add **$1,675,499** to the City's EAV.

- **Other**: An estimated **$11,219,599.50** in additional EAV tied to new construction across all other residential, commercial, and industrial projects.

Total Estimated 2021 New Construction: $83,779,542.

c) The tentative **2021 DeKalb Township multiplier is 1.0162.** The 2020 EAV of $610,333,062 times the multiplier of 1.0162% = $620,220,458.

d) **The projected City-wide EAV for 2021 is $704,000,000 (+15.35%).**

e) The 2021 City levy proposal under consideration by the City Council covers only the obligation for the Fire and Police pensions of $6,845,317. If approved, the resulting **City tax rate of .97235** ($6,845,317 divided by $704,000,000) would be 9.01% lower than the 2020 rate of 1.06868 per $100 EAV.

The significant proposed drop in the City's tax rate, which should benefit all City taxpayers, is the responsible response to the one-time benefit of the "recovered" TIF increment.

However, the continuing heavy burden imposed on DeKalb and other Illinois municipalities by a rising "ramp" in Fire and Police pension obligations imposed by the state legislature in 2011 will remain a fiscal drain in the next levy year. According to the 2011 pension compromise, a closed amortization period was created that requires all pension funds to be 90% funded on the arbitrary date of 2040. This approach builds in increasing levels of contribution beyond annual increases owing to such actuarial factors as the number of lives covered, the wage

levels at retirement, mortality, disability, etc. If funding ratios are low (the average state-wide is around 55%), the additional funds needed each year rise significantly the closer we get to 2040. As of January 1, 2022, the funding levels of DeKalb's Fire and Police Pension Funds are 40% and 50.2%, respectively.

This burden will continue until action downstate leads to reform of the actuarial cost method. Because of the COVID crisis, the two state-wide boards which are to handle the larger, consolidated investment pools to the advantage of local communities have not completed the consolidations anticipated by the Legislature in 2019. As a result, no relief in terms of reduced fund management costs has been realized. The City Manager is working collaboratively with the Illinois Municipal League and the Associated Fire Fighters of Illinois to press the state legislature and the recently-consolidated state pension boards toward an actuarial cost method that can be sustained over time.

2. NOTEWORTHY GENERAL FUND GRANT REVENUE IN FY2022.

a) **SAFER Grant.** On August 31, 2021—after the joint Council/FAC meeting of August 16—the City of DeKalb received official notification that the Department of Homeland Security's Federal Emergency Management Agency had awarded the City of DeKalb a "Staffing for Adequate Fire and Emergency Response" (SAFER) federal grant in the amount of **$2,721,256.47** to be allocated in three installments in 2021, 2022, and 2023. The City of DeKalb was one of only four entities in the country to receive the full, three-year grant allocation. Other communities received one and two-year allocations.

The City originally applied for this grant support in 2019, before the COVID crisis, to address the rising dilemma of a spike in Department call volume (especially EMS calls) and a minimum shift staffing level (13) that had not changed since the early 2000s. The City failed to secure FEMA grant support on the first attempt, and re-applied at the height of the pandemic when Administration decisions to freeze unfilled positions had actually reduced the Department's authorized union firefighters from 53 to 48. The 4-year collective bargaining agreement approved by the Council and Firefighters Local 1236 in late December 2020 committed the City to a minimum shift strength of 16 by October 1, 2024. This contract was boldly entered as both the City and the Union were still facing serious economic uncertainty. It is easy to forget that COVID vaccination was just starting in December 2020, that there was no $1.9 trillion American Rescue Plan (signed into law on March 11, 2021), and the executive orders restraining commerce and hospitality businesses were still rigidly in place. The fundamental consideration was the fact that the DeKalb Fire department falls short of the staffing standard set by the National Fire Protection Association (NFPA) – the American fire profession's standard-setting body. The NFPA standard is 4 personnel on each fire company: one driver/engineer, two firefighters for task work, and one officer

(supervisor). The DeKalb department regularly runs only two persons per engine on the assumption that the two firefighter/paramedics assigned to the accompanying ambulance will provide adequate personnel to suppress a fire and perform essential tasks (e.g., search and rescue, hose deployment, ventilation, etc.). This strategy is undone when either the ambulance is committed to an EMS call at the time of the fire or, upon arriving at the scene, one or more injured persons require paramedic attention. The arriving engine company is then left with just two personnel to operate the fire engine until mutual aid companies or recalled firefighters arrive, which can take up to 30 minutes. The NFPA standard is echoed in the applicable OSHA "Two-in, Two Out" rule. Because of the deficiency in staffing, the Fire Department was forced to recall firefighters every day on overtime. Such backfilling had led to annual Department overtime costs of $1.156 million in 2020, up from $365,334 in 2017.

The 2021-2024 contract offers a gradual, long-term path to remedy the staffing shortage, and the SAFER grant was intended to provide the necessary funding for the nine (9) additional firefighters needed to reach the new minimum staffing threshold. With the award of the SAFER grant, the City must commit to hiring the new 9 firefighter/paramedics in the next 180 days. To date, two new hires have committed and another is likely to commit. As with the 2021 federal ARP monies and the 2020 Coronavirus Relief Funds (CRF), rigorous reporting will be required.

The SAFER funding will free up ARP funding (the new Fund 110) for the kinds of community advocacy intended by the Congress. Specifically, the City will be able to dedicate more investment in the Qualified Census Tracts targeted by the U.S. Treasury. Further discussion and decisions will be made by the Council respecting water, sewer, and road improvements in those areas in particular, as intended by the federal law. Future Council agendas will provide the public platform for those discussions and decisions.

b) **ARP Transfers In.** As noted above, the total City allocation under the American Rescue Plan is $10,422,954. To date, the U.S. Treasury has transferred $5,211,477 and the remaining balance likely will be received in April, 2022. **Of the total $10,422,954 the City is eligible to reimburse the General Fund in the amount of $6,091,589**: this includes $4,254,304 to offset FY2020 revenue losses and COVID-related OT costs, plus $1,837,285 to offset COVID-related FY2021 personnel costs in the period March 3-May 31, 2021.

The balance of ARP monies ($4,331,365) will eventually pass through the ARP Fund (Fund 110) for broader community purposes as Treasury funding is received. To date, of that estimated $4,331,365 the Council has already committed $1,000,000 to the Water Fund for the replacement of lead service lines; $241,644 to the Kishwaukee Water Reclamation District which is a qualified "non-entitlement unit" that suffered significant losses owing to the

COVID pandemic in 2020 with the sharp decline in NIU service (July 26); $1,185,000 for the purchase of the Hunter Hillcrest property (August 26), and $500,000 in "Developmental Services" which can be used for the demolition of Hunter Hillcrest, the relocation of Hunter Hillcrest tenants, and other AGN purposes (July 12). This leaves a balance of $1,404,721 in as-yet-uncommitted ARP funds.

3. SALES AND USE TAXES

In FY2022 we expect a 4.2% increase in sales and use taxes overall, as compared with the amended FY2021 Budget, with the following detailed breakdown:

- States Sales Tax. The Illinois Department of Revenue collects a 6.25% tax on the sale of general merchandise and distributes 1% to the municipality where the sale occurred and 0.25% to DeKalb County. On the basis of numbers for only the first nine months of 2021, it is projected that the 1% tax revenue will be $5,824,413, **up $211,093 (+3.76%)** from the FY2021 Budget of $5,613,320.

- Home Rule Sales Tax: The City imposes a 1.75% home rule sales tax on sales of general merchandise (except food, drugs, or licensed personal property such as vehicles). This is also collected by the state and remitted to the City about 3 months after the sale occurs. On the basis of numbers for only the first five months of 2021, it is projected that the home rule tax revenue will **increase $245,518 (+3.6%)** from the FY2021 Budget of $6,818,432.

- Local Use Tax: Use taxes are imposed by the State of Illinois at the rate of 6.5% on the privilege of using personal property purchased anywhere at retail, including online purchases. This revenue is collected by the state and forwarded to municipalities on a per capita basis (about $39.36 per capita in 2022). Statewide, during 2020 and the first half of 2021, the local use tax outperformed estimates as many people chose to shop on-line rather than in stores. It is possible that we will see a **decrease of $164,358 (-9.4%)** over the FY2021 budget of $1,750,000 as customers return to brick and mortar retail, and in consideration of the loss of per capita revenue owing to the decline in DeKalb's population from $44,095 to 40,290 in the national 2020 Decennial Census.

- Hotel/Motel Tax: The City imposes a 7.5% tax on hotel/motel room rents. Based on FY2021 numbers to date, the City's hospitality sector has rebounded strongly since the winter of 2020-2021. The estimated revenue for FY2021 is $307,886, an **increase of $71,906 (+30.5%)** as compared to the amended 2021 Budget of $235,980.

- Restaurant/Bar Tax: The City collects a 2% tax on prepared food and beverages and packaged liquor sales. This tax is collected at the local level. The projected budget of $1,953,382, an **increase of $313,506 (+19.12%)** as compared with the FY2021 budget of $1,639,876. The increase reflects the resilience and determination of many small restaurant and bar owners in the City.

Total: $16,735,273 (+4.22%)

4. GROSS RECEIPTS TAXES

These include the City's utility tax on electric usage (which is variable, based on kilowatt hour consumption) and gas usage (at 4 cents per therm), plus a telecommunications tax (6% of the gross retail charge), and a franchise tax. The telecommunications and franchise tax revenues have been declining as residents and businesses "cut the cord."

FY2021: $3,507,593
FY2022: $3,627,072
Total: $+$119,479 or +3.4%

5. INTERGOVERNMENTAL REVENUES

This category makes up 14.22% of the projected FY2022 General Fund revenues. The strongest source within this category is the City's per capita share of state income tax revenue. The FY2021 Budget relied upon an IML estimate of about $100.31 per capita, or $4,423,080. This was a very conservative estimate, based on continuing high unemployment in DeKalb County in early 2021 (about 8%). The FY2022 estimate is $126.82 per capita.

FY2021: $5,123,514
FY2022: $6,243,539
Total: +$1,120,025 or +21.86%

6. LICENSES & PERMITS

In this category, the City has seen an immediate benefit from the Ferrara and Facebook projects, which have raised the total of permit fees. The multi-phase Facebook project continues to raise the annual level of plan review and inspection fees. The recent commitment of Project Barb has also contributed to this trend.

FY2021: $872,133
FY2022: $973,847
Total: +$101,714 or +11.66%

7. SERVICE CHARGES

This category includes the NIU fire service contractual fees, plan review fees, and one of the fastest rising sources of general revenue – ambulance service fees. Such fees have significantly increased in recent years because of an increasing reliance on Fire department paramedics to handle concerns previously brought to a family physician, but at a lower cost. In FY2021, additional support for our ambulance services was received from the state's GEMT program, which provides supplemental revenue to close the gap between what the City can charge for Medicaid patients and the actual service cost. In FY2022, a new GEMT Fund (Fund 130) will be created from a GF transfer of GEMT funds. Aside from the replacement fire engine purchased from the Capital Equipment Replacement Fund (Fund 420), a second deferred replacement fire engine will be purchased from Fund 130, which is expected to receive approximately $900,000 to $1,000,000 in GEMT funds annually going forward.

FY2021: $4,565,456
FY2022: $4,034,851
Total: -$530,605 or -11.6%*

*Reflects the one-time transfer of GEMT funds to Fund 130.

8. FINES

This category includes court fines, parking fines, and administrative tow fines. A decline is expected as unemployment cuts into the ability of persons to pay such costs.

FY2021: $506,393
FY2022: $471,815
Total: -$34,578 or -6.83%

9. OTHER INCOME

This category includes investment interest; the City's share of the annual TIF surplus; and various refunds and reimbursements. In FY2022, according to the terms of a new intergovernmental agreement with the member governments of the DeKalb Joint Review Board, the sales tax increment from TIF #1 ($262,789.27) was surplused in the same manner and proportion as the most recent distribution by the County Collector.

FY2021: $1,054,481
FY2022: $927,090
Total: -$127,391 or -12.08%

10. TRANSFERS IN

In FY2022, as explained in the narrative above, two significant Federal-sourced grants (ARP: $1,837,285 and SAFER: $851,566) will substantially expand this revenue category.

FY2021: $2,273,496
FY2022: $3,433,351
Total: +$1,159,855 or +51.01%

THE PROJECTED YEAR-END 2022 GENERAL FUND REVENUES ARE $43,292,156.

1. Sales & Use Taxes $16,735,273 (38.66%)
2. Property Taxes $6,845,317 (15.81%)
3. Intergovernmental Revenues $6,243,539 (14.42%)
4. Service Charges & Fees $4,034,851 (9.32%)
5. Gross Receipts Taxes $3,627,072 (8.38%)
6. Transfers In $3,433,351 (7.93%)
7. Licenses & Permits $973,847 (2.25%)
8. Other Income $927,090 (2.14%)
9. Fines $471,815 (1.09%)

******

FY2022 GENERAL FUND EXPENDITURES

General Fund operating expenditures are balanced by general revenues. Personnel expenses inclusive of salaries and wages, FICA, Medicare, pension, and benefit costs account for 76.76% of the overall FY2022 General Fund budget. The FY2021 City Budget contained 187 full-time positions and 35 part-time positions (total: 204.5 Full-Time Equivalents or FTEs). This was the lowest staffing level the City had seen since FY2013, but during the COVID pandemic it was the staffing level that the community could afford in an extraordinary period of revenue constraints.

The Proposed FY2022 General Fund Budget contains 18 additional full-time staff positions but 3 fewer part-time staff positions as compared with the FY2021 Budget. Of the 18 new full-time employees, 10 would fill positions in Fire, Police and Public Works that were frozen in 2020. These staff increases, after two years of dramatic staff rescissions, represent the shared commitment of the Administration and the Mayor and Council to provide adequate front-line personnel to meet the expanding requirements of our residents and businesses. Primarily bargaining-unit positions will increase as the community rebounds from the COVID recession with unique and substantial support from the federal government. Overall, the FY2022 General Fund Budget contains 205 full-time positions and 32 part-time positions (total: 221 Full-Time Equivalents or FTEs), slightly less than the total in 2018.

The following table depicts the full-time and part-time staffing of the City's operating departments:

Staffing Plan

	2018		2019		2020		2021		2022	
	FT	PT	FT	PT	FT	PT	FT	PT	FT	PT
City Manager's Office	6	2	6	1	5	1	5	1	5	1
Human Resources Department	2	3	2	1	2	1	1	2	2	2
Finance Department	7	2	6	2	5	2	5	0	6	0
Information Technology Dept.	4	0	4	0	3	1	3	1	3	1
Police	80	15	80	14	80	16	81	19	84	10
Fire	58	2	57	1	57	0	54	1	62	1
Public Works	36	19	34	18	33	18	31	11	35	17
Community Development	8	6	8	6	7	1	7	0	8	0
Total	201	49	197	43	192	40	187	35	205	32
FTE:	225.5		218.5		212		204.5		221	

The graphic below depicts departmental spending in shares of the overall General Fund expenses:

1. Police $14,365,006 (34.97%)
2. Fire $12,309,421 (29.96%)
3. General Fund Support $7,309,737 (17.78%)
4. Public Works $3,206,768 (7.81%)
5. Community Development $1,322,545 (3.22%)
6. Information Technology $900,022 (2.19%)
7. City Manager Office $757,102 (1.84%)
8. Finance $466,125 (1.13%)
9. Human Resources $324,037 (0.79%)
10. Legislative $126,192 (0.31%)

Other significant General Fund expenditures include the following:

- Tax Sharing Agreements: $1,717,956
- Debt Service: $495,000

- Software Maintenance: $369,765
- Vehicle Fuel: $281,366
- Legal Services: $185,000

THE PROJECTED YEAR-END 2022 GENERAL FUND EXPENDITURES ARE $41,083,955.

******

CAPITAL PROGRAM

1. **Fund 210: Motor Fuel Tax Fund.** The State of Illinois shares a monthly per capita allocation with municipalities based on gasoline purchases. The number of gallons pumped rather than the price of gas is the determining factor. These funds are principally restricted to street and bridge maintenance and related costs but can be used for salt purchases and also to defray the City's electrical charges for street lighting. In recent years the City has been stockpiling its MFT allotment for the Lucinda Avenue and First Street bridge repair projects which will occur in FY22 at a cost of approximately $1.5 million. The following noteworthy projects will be funded in FY2022:

   - Design costs and daily construction oversight associated with the two simultaneous bridge projects ($425,000); the annual street maintenance program ($175,000); substantial work on the Peace and Fairview intersection reconstruction and Peace Road corridor ($170,000).
   - Additional Street Maintenance paving costs (beyond the $1.2 million in Fund 400) focusing on the Knolls subdivision ($1,000,000) and scattered site improvements.
   - The local match for the Fairview Path, Phase 2 ($100,000).

2. **Fund 400: Capital Projects Fund.** The principal source of revenue for this fund is a local tax on motor fuel purchases. Lesser sources include sales of surplus property and transfers from the General Fund. No General Fund transfer is proposed for FY2022.

   On November 25, 2019 the City Council raised the City's local fuel tax rate from 5.5 cents per gallon to 9.5 cents per gallon ($0.055 to $0.095). Currently, roads get 7 cents per gallon, the Airport gets 1.5 cents per gallon, and vehicles (Fund 420) get 1 cent per gallon. The 19-cent increase in the State motor fuel tax that took effect in 2020 generated an additional MFT revenue but the COVID impact on travelling dampened this revenue stream during the first half of 2021.

   An average annual street maintenance budget to maintain a pavement condition index (PCI) at a rating above 70 on all City roads would require about $3.7 million per year. The annual war chest for street maintenance is now about $2,200,000 in combined Fund 210 (State MFT) and Fund 400 (Local MFT) monies. Other street-related costs such as sidewalk repairs, alley

improvements, and construction engineering also have a modest fiscal floor under them. This is a significant increase from the roughly $750,000 spent in FY2017.

Fund 400 is also the City's only recurring source of general capital dollars. Targeted expenditures other than street maintenance in FY2022 include the following:

- Barb City Manor grant obligation ($50,000): On June 24, 2019, the Council and the Barb City Manor Board agreed to a 10-year agreement that commits the City to an annual grant of $50,000 to support major capital improvements to the city-owned complex.
- Technology ($200,000). Multiple allocations for IT purposes include $50,000 per year for body cam film storage and indexing; wireless enhancements downtown ($25,000) as the IL Rt. 38 reconfiguration begins; and various upgrades for file storage, PC replacements, etc.
- License Plate Readers ($29,173). Mayor Cohen Barnes, Police Chief David Byrd, Acting Northern Illinois University Police Chief Darren Mitchell, local social justice advocates, members of our local faith community, leaders in the AGN neighborhood, Greek fraternity members, and City and NIU officials met at the New Hope Missionary Baptist Church during the evening of September 8 to discuss how local law enforcement and our community might come together to address a lawless condition that drains local resources and creates anxiety and frustration for residents who dearly want to be treated justly and in a welcoming manner as they work and live in DeKalb. Specifically, the shared concern was about persons who come to town, often to escape arrest or accountability for mischief in other places, and reside somewhat anonymously while preying on others.

  One technological option that was mentioned at that meeting to help the Police address this relatively small number of persons with disproportionately negative impacts on safety in our community is the use of license plate readers (LPR). These are sophisticated cameras specifically aimed to take photos of vehicle license plates as they travel on City streets. The cameras can be mounted on light poles and other infrastructure to take pictures of license plates as they pass and immediately check a database that can flag a stolen car or a suspect wanted in a significant crime. Such technology can also identify suspect vehicles leaving the scene of an in-progress call. On October 11, 2021, the City Council voted to proceed with the trial implementation of such technology, keeping in mind the need to resist "profiling" or scanning of drivers who are simply traveling through City streets for lawful work or pleasure.

3. **Fund 420: Capital Equipment Replacement Fund.** For FY2022, the City Manager has proposed a mix of leases and outright purchases to maintain both a sound operating balance and to limit the debt exposure from capital leasing. Complicating the purchase of vehicles in FY2022 is the extraordinary supply chain delays affecting vehicle sales nation-wide. The highlighted FY2022 expenditures are as follows:

- New Outright Vehicle Purchases for two (2) Fire SUVs ($75,000 with upfitting), and one (1) Public Works pickup ($40,000).
- New Leases: Five (5) additional leases for 4 marked Police Explorers and 1 full-size Public Works dump truck ($71,815 in additional annual principal and interest).
- A Replacement fire engine: $800,000 (supported by a GF transfer).
- Equipment: Public Works Leaf Machine. Outright purchase of $40,000.

TIF FUNDS

1. **Fund 260: Central Area TIF Fund.** As noted earlier in this memorandum in the context of the levy discussion, the City's first and largest tax increment district originally approved in 1986 will be terminated in December this year. A small residual balance of about $21,000 will be carried forward to cover any open tax objection complaints that will be active before the Property Tax Appeal Board at year's end. No such claims exist in the circuit court.

   The last remaining private property rehab project for TIF #1 is a remodeling project in Fire Station #1 (N. Seventh Street) which has been deferred for years. This $181,554 project consists of the replacement of the "Plymovent" exhaust system for engines and ambulances operating out of the station as well as HVAC and plumbing repairs. The project has been delayed by "supply chain" shortages but is now on track and will be completed By mid-November. The outstanding balance is $130,004.

   Finally, the final transfer to TIF #3 will consist of the Fund's undedicated balance, less the amount shared with other local taxing bodies.

2. **Fund 262: TIF #3 Fund.** On January 1, 2022 only TIF #3 will provide funding for private rehab projects based on incremental property tax revenues as defined by Illinois TIF statutes. TIF #3 is very substantially smaller in area and revenue than TIF #1 at its height. At one time TIF #1 generated over $7 million a year in incremental revenue; TIF #3 is expected to generate about $460,000 in FY2022. TIF #1 once comprised about 19% of DeKalb's corporate limits; TIF #3 is basically the downtown central core following IL Rt. 38 from the NIU lagoon eastward to about Dodge Avenue and extending north and south of Lincoln Highway by about two blocks in either direction. The following projects will be funded in FY2022:

   - Architectural Improvement Program (AIP). This program principally encourages owners of commercial property to maintain the appearance of their downtown properties. Approved projects are considered on a case-by-case basis and may be provided up to $25,000 in matching funding according to a three-tier system: a 50% reimbursement rate is assigned to eligible major capital improvements; a 25% reimbursement rate is assigned to eligible minor capital improvements; and a 10% reimbursement rate is assigned to defray the costs of deferred maintenance. All funding is subject to final approval by the DeKalb City Council.

     In FY2021, the AIP "loans" were as follows:

Egyptian Theater	$4,314
Hillside Restaurant	$18,076
115 N. 1st St.	$1,675
Hickeys Corner Store	$1,185
201-203 E Locust St	$1,850
151 N 4th St	$25,000
Acculab – 509 Oak St	$25,000
Total:	$77,100

In FY2022, the AIP has a budget of $70,000.

- Downtown IL Rt 38 Reconfiguration ($1,250,000). This **TIF #3** project is still awaiting final IDOT approval, which should be received in the winter of 2021-2022. The reconfiguration will reduce the four-lane downtown section of IL Rt. 38 between First and Fourth Streets to three lanes (with a center turn lane). This will widen the downtown sidewalks by about 5-6 feet on both the north and south sides, allowing for a more pedestrian-friendly streetscape and mitigating the truck "raceway" through the heart of DeKalb's downtown. The wider sidewalks will afford more room for sidewalk sales, outdoor seating, and more leisurely enjoyment of the downtown businesses. To date, the City has received conceptual approval, has addressed the IDOT requirement for a parallel bike path by committing to such a pathway on Grove Street, and has addressed various IDOT technical suggestions for turn radii, etc. The only remaining obstacle is a decision by IDOT concerning whether or not the City has to make further design modifications at the Fourth Street rail crossing.

- Private Property Rehabilitation. Two larger private rehab projects will receive their last TIF funding in 2022: Agora Tower and the former City Hall (Johann DeKalb Suites). The final funding has accrued in the Fund 262 reserve and has been built by the porting of funds from TIF #1, according to state statutory guidance. Once these two projects have been fully funded in 2022, the TIF #3 annual outlay for private rehab projects—minus the TIF #3 tax sharing with local taxing bodies—will be approximately $250,000 (including the annual AIP allocation of $70,000).

  - Agora Tower. The Project's developer, John Pappas, intends to get the four-story building under roof late this fall. The project completion is likely to be in the fall of 2022. Thus far, $1,982,583 of the $3,000,000 **TIF #3** allocation (approved in September 2019) has been disbursed.
  - Johann DeKalb Suites. This one-block area in **TIF #3** (formerly City Hall) has been off the tax rolls since the late 1960s. The former city hall has been razed and the excavator is now crushing the masonry debris for recycling. To date, $502,846 of the $750,000 grant has been allocated.

CITYWIDE FUND BALANCES

The proposed FY2022 Budget contains thirty-two (32) principal funds with estimated FY2022 revenues totaling $108,510,518 and projected FY2022 expenditures totaling $106,180,581. **All City funds are balanced.** Fund balances for all City funds are detailed below:

CITY OF DEKALB

PRELIMINARY FUND BALANCE SUMMARY

	FUND NAME	PROJECTED 12/31/2021	FY 2022 BUDGET REVENUES	FY 2022 BUDGET EXPENSES	12/31/2022
	100 - General Fund	**16,611,051**	43,292,155	41,083,955	**18,819,251**
	110 - American Rescue Plan Act Fund	**781,837**	5,231,477	3,142,285	**2,871,029**
	120 - SAFER Fund	**0**	851,565	851,565	**0**
	130 - GEMT Fund	**0**	1,066,000	1,062,000	**4,000**
	200 - Transportation Fund	**2,653,053**	10,282,055	10,178,693	**2,756,415**
**	210 - Motor Fuel Tax Fund	**3,282,476**	3,608,277	5,495,000	**1,395,753**
**	223 - Special Service Area #3	**2,553**	1,000	1,000	**2,553**
**	224 - Special Service Area #4	**2,945**	5,500	5,500	**2,945**
**	226 - Special Service Area #6	**11,043**	15,500	15,500	**11,043**
**	229 - Special Service Area #29	**199,626**	50,000	240,000	**9,626**
**	230 - Special Service Area #30	**100,000**	50,000	150,000	**0**
**	234 - Special Service Area #14	**8,950**	2,500	2,500	**8,950**
**	248 - Special Service Area #28	**8,706**	0	0	**8,706**
**	260 - TIF District #1	**21,775**	0	0	**21,775**
**	262 - TIF District #3	**3,183,191**	460,250	2,749,432	**894,009**
	280 - CDBG Fund	**0**	501,000	500,685	**315**
**	285 - Housing Rehab Fund	**60,242**	30,000	30,360	**59,882**
**	290 - Foreign Fire Insurance Tax	**89,370**	72,500	67,653	**94,217**
	300 - Debt Service Fund	**81,319**	1,981,280	1,882,180	**180,419**
	375 - TIF Debt Service Fund	**0**	0	0	**0**
	400 - Capital Projects Fund	**991,954**	975,000	1,732,173	**234,781**
	420 - Capital Equipment Replacement Fund	**962,479**	1,597,400	1,514,255	**1,045,624**
*	600 - Water Fund	**21,835,158**	5,678,926	7,884,527	**19,629,557**
**	610 - Water Construction Fund	**871,753**	50,100	600,000	**321,853**
*	620 - Water Capital Fund	**4,654,868**	4,262,959	2,251,505	**6,666,322**
*	650 - Airport Fund	**30,391,773**	1,212,874	1,141,177	**30,463,470**
	680 - Refuse & Recycling Fund	**553**	2,107,818	2,107,676	**695**
	700 - Worker's Comp / Liability Insurance Fund	**1,334,444**	941,250	1,132,023	**1,143,671**
	710 - Health Insurance Fund	**399,464**	6,950,062	7,272,800	**76,726**
	830 - Police Pension Fund	**50,754,219**	7,469,087	4,745,013	**53,478,293**
	850 - Fire Pension Fund	**38,224,159**	6,373,450	4,991,102	**39,606,507**
**	900 - DeKalb Library	**19,404,336**	3,390,533	3,350,022	**19,444,847**
		196,923,297	108,510,518	106,180,581	**199,253,234**

* ***Cash & Cash Equivalents***

** ***Restricted Dollars***

CONCLUSION

The preparation of the annual City Budget involves many authors. The City Manager is especially grateful to Assistant Finance Director, Susan Hauman, Assistant to the City Manager Joshua Boldt, and Human Resource Director Michelle Anderson for their responsive and unselfish service. All City department heads and directors have worked on numerical forecasting and narratives and their assistance has been indispensable. It is our shared hope that the 2022 City Budget will be a reliable guide to the City's services in 2022.

Section Two

The Community We Serve

The Community We Serve

City Overview

The City of DeKalb is an urban community with a vital commercial base situated in a rural setting. It is located approximately 60 miles west of Downtown Chicago. The City's current land area is 16 square miles, all of which is located within DeKalb County. Neighboring communities include Sycamore, Malta, and Cortland. The City's current official population is 40,290 as of the 2020 Census.

The City of DeKalb was incorporated in 1856 and since that time has continued to expand as new residents move farther west of the Chicago area to find quality affordable housing in a congestion-free community with a premium quality of life. The regional road system serving the City includes Annie Glidden Road, Peace Road, State Routes 23 & 38, and two full interchange connections with I-88. The DeKalb Taylor Municipal Airport accommodates private aircraft from small general aviation to large corporate aircraft.

DeKalb's downtown is the heart of the community, playing host to numerous events and providing unique dining, shopping, entertainment and residential alternatives. The community offers excellent City services, easy mobility around the town, and access to cultural, sports and educational activities.

DeKalb is home to Northern Illinois University, which hosts 16,234 students and 3,300 faculty and staff. NIU's operations, capital projects and visitor spending generate over $400 million in local economic impact. The marriage of community and university provides DeKalb with a solid foundation as a regional hub with major retailing and employment opportunities.

The DeKalb Community Unit School District No. 428 serves the City of DeKalb with seven elementary schools, two middle schools, and one High School. Kishwaukee Community College, the DeKalb Public Library, and the DeKalb Park District all serve the DeKalb community and provide expanding opportunities for its residents.

Council-Manager Form of Government

The City of DeKalb's municipal government operates under the council-manager form of government that combines the strong political leadership of elected officials in the form of a council or board, with the strong managerial experience of an appointed local government manager. The form establishes a representative system where all policy is concentrated in the elected city council and the council hires a professionally trained manager to oversee the delivery of public services. Under the council-manager form of government, those duties not specifically reserved by the elected body pass to the City Manager and his/her professional staff.

Home Rule Authority

The City of DeKalb is a home rule unit by virtue of the provisions of the Constitution of the State of Illinois of 1970. Home rule allows a community to take actions not specifically prohibited by the state statutes. Conversely, a non-home rule community can only undertake those actions specifically allowed for in the

state statutes. Home Rule enables a municipality or county to establish its own system of self-governance without receiving a charter from the state and shifts much of the responsibility for local government from the state legislature to the local community. The most significant powers granted to a home rule community include the ability to enact its own police power relating to the health, safety, morals, and general welfare of the community, to issue bonds without referendum, and an exemption from property tax caps under the Property Tax Extension Law Limit (PTELL).

City Tax Rates and Equalized Assessed Value (EAV)

Historical Tax Rates

The combined property tax levies of all local taxing bodies in 2020, paid in 2021, are displayed in the following table:

2020 Comparative Property Tax Rates					
Taxing Body	% Share-2020	2019 Rate	2020 Rate	Difference	% Difference
County	9.24%	1.07428	1.06205	-0.01223	-1.14%
County Pension Funds	0.01%	0.00092	0.00088	-0.00004	-4.35%
Forest Preserve	0.62%	0.07339	0.07162	-0.00177	-2.41%
Forest Preserve Pension Funds	0.02%	0.00142	0.00234	0.00092	64.79%
DeKalb Township	1.39%	0.16318	0.16002	-0.00316	-1.94%
DeKalb Road & Bridge	1.61%	0.18671	0.18485	-0.00186	-1.00%
City of DeKalb	0.00%	0.08451	0	-0.08451	-100.00%
DeKalb Pension Funds	9.29%	1.07042	1.06868	-0.00174	-0.16%
DeKalb Library	3.37%	0.38683	0.38772	0.00089	0.23%
DeKalb Park District	5.39%	0.63957	0.61941	-0.02016	-3.15%
DeKalb Park Pension Funds	0.79%	0.08088	0.09034	0.00946	11.70%
School District 428	58.94%	6.95061	6.77809	-0.17252	-2.48%
DeKalb Schools Pension Funds	2.49%	0.23322	0.28682	0.0536	22.98%
Kishwaukee College	5.58%	0.64101	0.64147	0.00046	0.07%
Kishwaukee College Soc. Sec.	0.10%	0.01176	0.01131	-0.00045	-3.83%
KWRD	1.01%	0.11811	0.11596	-0.00215	-1.82%
KWRD Pension Funds	0.15%	0.01785	0.01771	-0.00014	-0.78%
	100.00%	11.73467	11.49927	-0.2354	-2.01%

EAV—Historical

The equalized assessed value, or EAV, is the result of applying the state equalization factor to the assessed value of a parcel of property. Tax bills are calculated by multiplying the EAV (after any deductions for exemptions) by the tax rate. The City of DeKalb's assessed valuation is determined by the township. The chart provided below displays the EAV comparison for tax levy years 2011-2021 for the City of DeKalb:

Tax Levy Year	Rate-Setting EAV: City	City Levy	City Rate
2011	582,504,715	4,196,890	0.7205
2012	533,805,903	4,244,718	0.7952
2013	485,923,623	4,270,457	0.9809
2014	464,966,381	4,270,540	1.0245
2015	468,077,742	5,094,730	1.1942
2016	503,861,829	5,565,384	1.2021
2017	529,629,464	6,004,594	1.2268
2018	547,947,687	6,017,140	1.1883
2019	585,726,839	6,269,649	1.1541
2020	610,333,062	6,522,507	1.06868
2021*	696,563,133*	6,845,317	0.98273

*Estimated

Community Characteristics

The following statistical data and graphics provide a demographic profile of the community.

- Total Population: 40,290
- Median resident age: 24.7
- Per Capita Income: $24,219
- Median household income $45,020
- Median home value: $157,900
- Median Year Homes were built: 1976
- Total housing units: 16,629

DeKalb is a diverse, welcoming community. While 66% of the population identifies as White, 13% identify as African American and 13% identify as Hispanic or Latino.

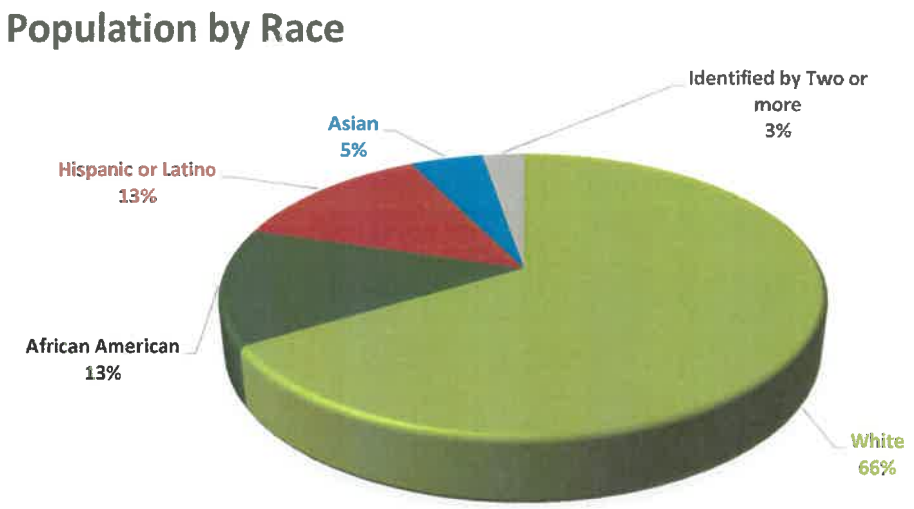

The City features a highly educated workforce. An impressive 37% of all City residents aged 25 and up have a bachelor's degree or higher.

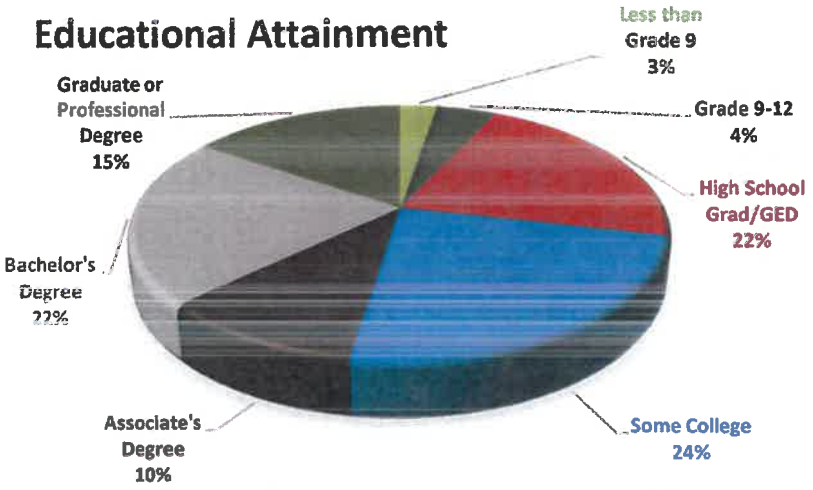

Economic Factors

Although the City's property tax base is primarily residential, significant expansion in the community's commercial and industrial property values is an integral component in the diversification of the City's tax base. In 2020, the equalized assessed valuation (EAV) for residential properties was $351,406,926 or 57.5 % of the total EAV. The Commercial EAV was $189,583,406 or 31.1% of the total EAV. Farm, industrial and other EAV was $69,342,730 or 11.4% of the total EAV. In the 2021 tax year (taxes payable in 2022), the Industrial EAV will grow by $11.7 million owing to the new Ferrara distribution and packing center and will increase by an additional $59 million owing to the "recovery" of TIF increment as the City's Central Area TIF district is terminated. EAV approximates 33 1/3% of the market value of real property within the City's corporate limits. Property taxes imposed on property within the City's corporate limits provide a stable revenue source. Because the City is a home rule municipality, it is not subject to the Property Tax Extension Limitation Law.

The City's principal employers have been stable. The following table identifies those top employers and their number of employees:

	2020		2010	
Employer	Rank	Employees	Rank	Employees
NIU	1	3,291	1	3932
Target Distribution Center	2	1,250	5	500
Northwestern Hospital (Kish)	3	1,200	2	1297
DeKalb School District	4	931		
Tegrant Sonoco	5	700	6	370
3M	6	572	3	609
WalMart	7	525	4	525

Ferrara Candy	8	500		
American Marketing & Publishing	9	358	7	295
Nestle Distribution	10	265	8	265

******

Community Strategic Goals & Financial Strategies

One measure of a budget document's effectiveness is the reader's ability to apply the Community's Goals, Strategies, and Financial Objectives to the content provided throughout the document. This section will prepare the reader for the City's FY2022 Budget by:

1. Formally recognizing and extracting commonalities among the City of DeKalb's 2019-2020 Strategic Planning Session, 2025 Strategic Plan, 5-Year Financial Plan, and 5-Year Capital Needs Plan.
2. Identify how this Budget document bridges the Community's Strategic Goals to Financial Decisions.
3. Evaluate the impact of the COVID-19 Public Health Emergency.
4. Provide an Economic Progress Report and a forward-looking Community Vision Statement.
5. Determine measurement tools for Budget performance.

The City of DeKalb's FY2022 Budget has roots in a number of community planning sessions:

A. 2019-2020 Strategic Planning Retreat

Most Recently, the City Council participated in a goal-setting retreat aimed at sharpening short and long-term direction to meet the City's fiscal challenges. This process was assisted by Northern Illinois University's Center for Governmental Studies with the goal of establishing community priorities. The priorities listed below, in no ranking order, were identified:

- Infrastructure (Streets & Fleet)
- Downtown Redevelopment
- Industrial Park Development
- Residential Development
- Collaboration and Integration with NIU
- Comprehensive Planning
- Taxes & Revenues
- Establishing Core Service Levels
- Promoting Scholastic Achievement
- Embracing Changing Demographics

B. DeKalb 2025 Strategic Plan: An Introduction to the City's Mission, Core Values and Vision Statements

This plan envisions DeKalb in 2025 and sets direction for City policy, budgeting, and program development for a 10-year period. Since the Plan's inception, the Community has changed dramatically. The unforeseen COVID-19 pandemic and its economic impacts, the unforeseen and significant investment of over a billion dollars by two Fortune 500 firms in the Chicago West Business Park on DeKalb's south side, and remarkable inflows of federal dollars to address both COVID-related revenue losses and prospective investments in underserved neighborhoods have changed the City government's fiscal environment, and brightened the community's future prospects. These formidable impacts will only heighten the community expectation for outstanding municipal services at a reasonable cost. The content below, derived from the Strategic Plan, retains relevance now and well into the future.

Mission Statement: Deliver high-quality municipal services to those who live, work, learn in or visit our community.

Core Values: Core values are beliefs or convictions that guide and direct behavior and support purpose and vision. The City of DeKalb will utilize the following core values to guide its actions, shape the culture of city government, and form the basis of its standards-based performance review process.

- **Integrity:** The state of being honest, fair, and ethical in every situation, even if it's unpopular.
- **Professionalism:** Serving with the highest level of respect, skill, and judgment in each situation.
- **Excellence:** The expectation of engaging in outstanding levels of performance.
- **Service:** Providing City services at the highest level for the advancement of the community.
- **Collaboration:** Working together to benefit from the resources, knowledge, wisdom, and understanding of others.
- **Accountability:** Taking responsibility for our decisions and actions while doing everything possible to achieve the desired results.

Vision Statements:

- **Vision of a Sense of Place:**
  - DeKalb is proudly known as a welcoming, safe, and vibrant city offering economic, educational, social, cultural, and recreational opportunities for everyone.
- **Vision of Community Vitality and a Vibrant Downtown:**
  - DeKalb's neighborhoods, the downtown, and NIU's campus are interconnected in a dynamic interplay of energy and creativity that retains and attracts businesses with living-wage jobs.
- **Vision of Inclusiveness:**
  - Diversity is valued and celebrated, with all people treated with dignity, equity, and respect.
- **Vision of Accessibility:**
  - DeKalb's diverse and integrated transportation network provides a wide variety of local and regional transportation options in an efficient and user-friendly manner.
- **Vision of Efficient, Quality, Responsive Services:**
  - Through sound fiscal stewardship and collaboration with community stakeholders, City government identifies and coordinates the resources needed to sustain a vibrant DeKalb.

Another unforeseen but vitally important feature of DeKalb's social and intellectual landscape in the past 18 months has been the rise of the Belonging movement. The murder of George Floyd engendered a national conversation focusing on continuing obstacles to racial equity and social justice. The conversation was taken up by the DeKalb community in the streets, in parks, in churches, in schools, and in municipal public meetings. Significant steps were taken by the DeKalb city council and administration to bring more transparency and accountability to law enforcement policies and practices, to address public safety issues in certain large apartment complexes, and to build hope out of intense community engagement and action. Substantive steps toward sustained engagement include the City's donation of a vacant office building as a "Belonging Center" to support start-up agencies exploring issues that create division; virtual exhibits developed by the DeKalb County History Center and the Ellwood House Museum to investigate

the history of race relations in DeKalb; and traveling photo exhibits promoting belonging among individuals who live, work and study in DeKalb. These new threads of community highlight the rich and growing networks already in place, along with established collaborations that have long been involved in making DeKalb a welcoming place for everyone.

C. Five-Year Capital Needs Plan

In early 2018, the City Staff developed a 5-Year Street Maintenance Program based on the aging portfolio of streets in the City of DeKalb. The Capital plan identifies the Pavement Condition Index (PCI) Rating of City streets to more rationally direct available City resources to critical infrastructure projects. To more aggressively address a rising number of failing streets whose PCI rating exceeded a rating of 70, the Council raised the local fuel tax rate from 5.5 cents per gallon to 9.5 cents per gallon in late November, 2019. Currently, roads receive 7 cents per gallon, and this expanded revenue source has raised the annual allocation for street maintenance and reconstruction from about $750,000 to $2.2 million. In 2020 and again in 2021, the impact has been significant. Major arterial streets such as First and Seventh Streets have been resurfaced, and a number of neighborhood streets and sidewalks are now routinely repaired as well. The following map highlights the blitz in street repairs in the past several years:

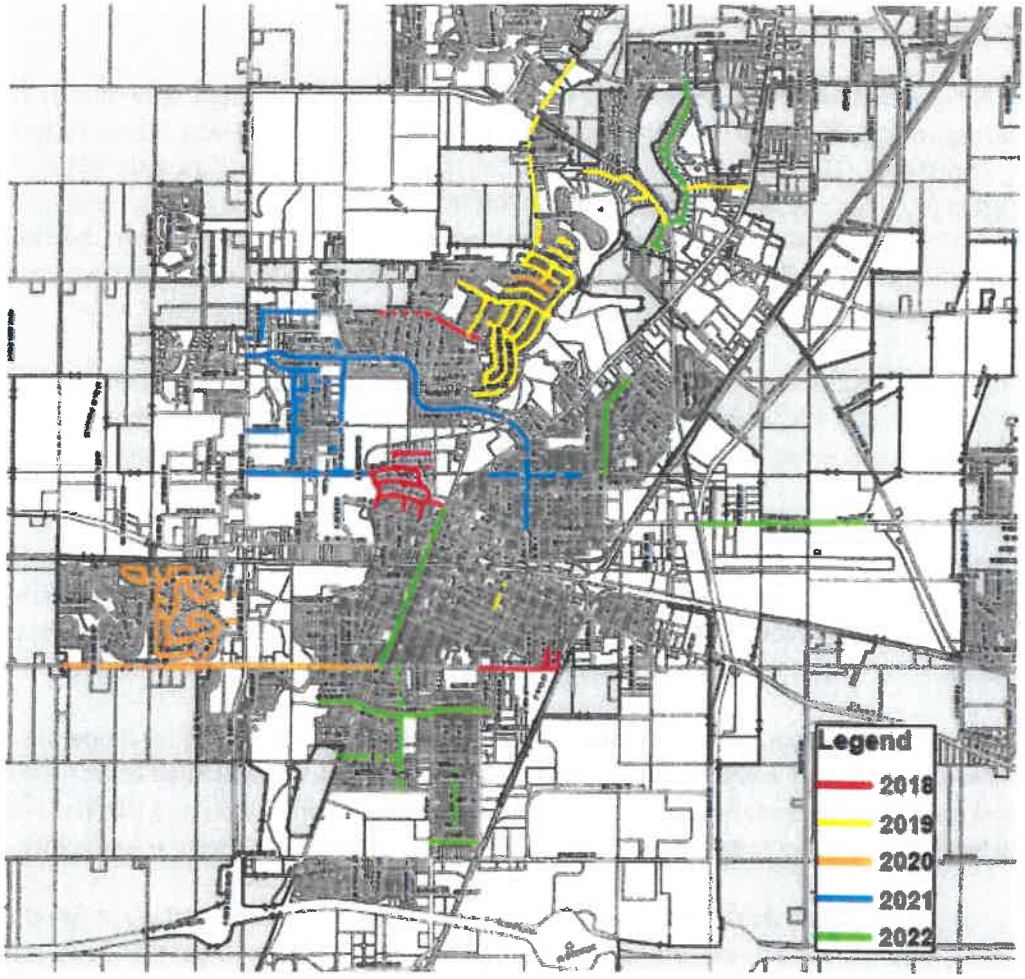

D. Budgeting Framework

To help guide the community in the direction of inclusion, diversity, and collaboration, the annual City Budget strategically directs a portion of the City's wealth (e.g. taxes and fees) toward operational tasks which regularly support community health, safety, and development. For example, in FY2021 the City of DeKalb launched a Community Support Services Division (CSS) in the DeKalb Police Department. At a time of economic dislocation from the COVID-pandemic, the Council marshalled $2.2 million of constrained general revenues to underwrite a more dynamic, community-policing approach that includes embedded social workers, trust-building activities such as Community Policing Meetings, a Citizens Police Academy, School Resource Officers, etc. This Division will be expanded in FY2022.

Another demonstration of how strategic objectives shape budgeting is evident in the City's Community Development Division. Traditionally, the City supports local Human & Social Service agencies. These amounts have varied in the past and in FY2021 the total allocated amount was $150,000. In FY2022, the City will dedicate $200,000 in general revenues to support the missions and operations of local Social Service Agencies, apart from the annual Community Development Block Grant (CDBG) monies that the City receives annually from the federal government as an entitlement city. The additional $50,000 is earmarked for newer, "incubator" initiatives focusing on social justice.

COVID-19 Impacts

The Federal Government's CARES Act enacted on March 27, 2020 established several pass-through revenue sources to support municipal government services as businesses—e.g. travel, hospitality—dramatically contracted. The State of Illinois enacted the IL CURE Program using CARES Act funds. The IL CURE Program provided the City a $1.816 million allotment to offset general revenue losses. The City used the full $1.816 million allotment for qualified personnel and overtime expenses in the Police and Fire Departments. Additionally, the City qualified for approximately $45,000 in FEMA-related cost reimbursements for PPE, Cleaning Services, and other COVID-19 preventative measures.

Before the Cares Act funds were received, the DeKalb City Council created an economic relief program for hospitality businesses (Ordinance 2020-022) that forgave restaurant, bar, and hotel/motel taxes over a prescribed period. Hospitality rebates provided the local economy $142,979 in forgiven taxes in FY2020.

As the City looks forward to FY2022, the American Rescue Plan Act (ARPA) enacted on March 11, 2021 will provide the City of DeKalb the means to reach a number of organizational and community goals tied to operational staffing levels. These momentous changes are outlined in the Transmittal Letter and the Fund 110 narrative in this budget document.

Larger economic trends will continue to have a significant influence on the City's local operations. The post-pandemic economy will leave new marks on DeKalb. Unique businesses such as DoorDash have set up operations promoting greater access to store fronts and providing interested citizens a pathway to an at-will job. DoorDash now regularly remits a significant local sales tax revenue to the City.

Additionally, the national reinvestment of capital that had been parked in stocks and bonds as the COVID-related economic impacts played out is expected to prompt further industrial development in DeKalb's industrial and business parks.

10-Year Outlook

The City of DeKalb is in a period of substantial economic transition.

The City's downtown business district has been a targeted redevelopment area for several years. Since 2017, the City has dedicated a substantial share of its annual TIF property tax increment to incentivize private property rehabilitation and redevelopment in the downtown core.

Positive investments such as *Cornerstone DeKalb, Plaza DeKalb, Agora Tower, Johann DeKalb Suites, Isaac Executive Suites, and a wide series of small-scale Architectural Improvement Program enhancements through TIF 3* are showing visitors and long-time residents that DeKalb is a place to put down roots. The grand Facebook, Ferrara, and Project Barb developments along the I-88 Corridor comprise a leap forward in terms of job creation for the citizens of our community and potential residents looking to start a career in our City.

Facebook is about half way through an initial $800 million phased investment in a new data center, and Ferrara has invested more than $100 million in a new distribution center and packing center totaling about 1.6 million square feet. The combined investment of these initial phases will increase the industrial EAV of DeKalb County by about 12% upon full build-out.

Project "Barb" recently committed to the City and is constructing a 700,000 square foot advanced warehousing and distribution facility to be open in late 2022. Mass grading is already underway. Remaining sites in the Chicago West Business Park and Park 88 are also attracting serious interest.

The property tax benefit from each of these projects will generate much community discussion in FY2022 as local taxing bodies consider both the potential benefit to their operations as well as the important potential to lower DeKalb's aggregate property tax rate in future years.

Facebook Rendering—Initial Phase

Ferrara Candy Company

Project Barb & Remaining I-88 Development

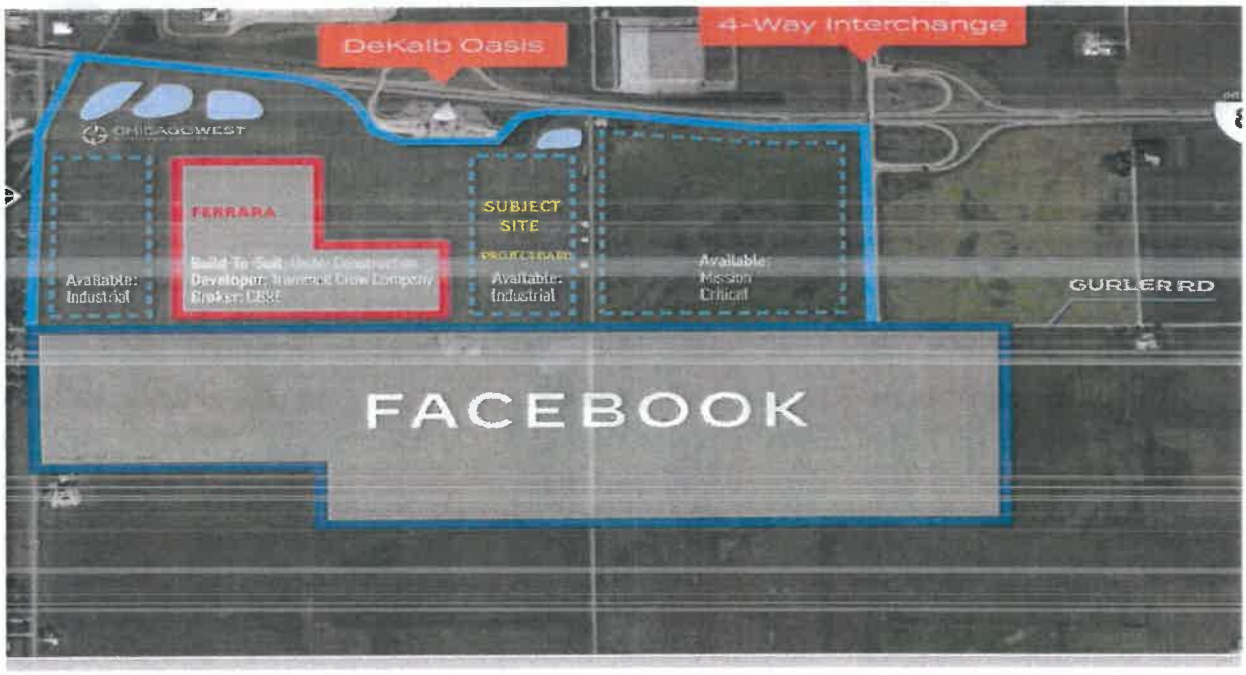

Cornerstone DeKalb—E Lincoln Hwy and First Street

Plaza DeKalb—E Lincoln Hwy and Second Street

Agora Tower—Fourth and Locust Streets

Johann DeKalb Suites—200 S. Fourth Street

Isaac Executive Suites

In addition to these projects, the City of DeKalb is strongly supporting neighborhood redevelopment in the Annie Glidden North area on DeKalb's northwest side. On October 18, 2021, the City of DeKalb acquired title to a failing "power strip" that included nine commercial businesses on the first floor and 14 second-floor residences—six of which had been declared uninhabitable in recent months by the City's building and code enforcement department. Working with the Opportunity DeKalb board and other community voices, the City Council intends to define the future uses for this site and raze the sprawling Hillcrest structure in the spring of 2022 to prompt redevelopment interest based on that community and neighborhood vision. In the meantime, the Council has provided a responsible relocation program for the commercial and residential tenants, funded by the new American Rescue Plan Fund (Fund 110).

Budgetary Metrics as a Performance Measurement Device

The FY2022 Budget provides a strategic map of resources and vital public services for the community. Measuring the success of the City government is no simple task or calculation. There are several conventional annual performance metrics that might be kept in mind during the FY2022 Budget year:

- General Fund Reserve Balance Retention of at least 25% of the annual FY2022 Expenditures.

- Do City Operations plan for ***Responsive Service Levels***?
  - Examples include but are not limited to:
    - Determining Public Works capacity for snowplowing, tree trimming, leaf pick up, & infrastructure emergencies.
    - Measuring Police response times or professional training accomplishments.
    - Fire suppression effectiveness to include available Staff and equipment.
    - Building & Code problem resolution for both property owners and tenants alike.

- Does the City plan for progressive initiatives to promote ***Inclusiveness & Diversity***?
  - Examples include but are not limited to:
    - Does the Community Development team promote investment in Human & Social Services?
    - Does the FY2022 Budget feature effective expenditure of CDBG Assets?
    - Does the City deliver its services equitably and embrace changing demographics?

- Does the City actually realize ***Sustainable Revenue Development***?
  - Examples include but are not limited to:

- Accounting for Property Tax Growth with a declining tax rate.
- Observing Sales Tax Growth and tracking such growth across business categories.
- Does the City reach a year-over-year 2.75% Total Revenue Growth Rate?

The City's Finance staff will be monitoring and reporting on progress in accounting for these quantitative measures in FY2022.

According to the Government Finance Officers Association (GFOA), Budgets are designed to serve as: *a policy document, a financial plan, an operations guide, & a communications device*. The City Manager and our administrative and operating staffs believe this document meets the GFOA's budget guidance.

The Budget Overview that follows will orient the reader to the City Funds structure so the "sources and uses" of public revenues are more transparent.

Section Three

Budget Overview

DeKalb's Budget Process

The budget process is a comprehensive mechanism for developing each year's financial plan. This process includes input and feedback from the City Council, the Finance Advisory Committee, City staff, and members of the public. According to the Government Finance Officers Association, the budget is a statement of priorities for the community that:

1) Communicates to stakeholders what services they can expect and how their tax dollars are being spent.
2) Defines how the local government allocates its resources to achieve what is important to the community.
3) Translates policies into action.

In DeKalb, these principles guide the process of budget development. Consistent with the City's Budget Policy, the preparation of the annual City budget begins after the first two fiscal quarters and as the draft audit for the prior fiscal year is complete. For FY2022 as in recent years, priorities for the coming fiscal year were reached by analyzing past data in a joint meeting of the City Council and the Finance Advisory Committee (FAC) in mid-August.

Based on general fiscal direction from the Council and FAC, the City Manager's Office and the Finance Department review major operational changes, discuss objectives, and review special request with the City's departments. An effort is always made to accomplish the City goals in the most efficient way possible. This might include combining resource requests across departments to ensure fiscal responsibility. Unjustified items or requests are removed from the budget during this process. Concurrently, other budget document items are updated by staff. This includes statistics and other items that help show a complete picture of the City's fiscal plan for the upcoming year.

After revenue and expenditure estimates are finalized, the full draft budget is then reviewed during meetings with the City Council and Finance Advisory Committee in mid-November. If necessary, further revisions are made. Finally, the recommended budget is offered for comment at a public hearing with subsequent adoption by the Mayor and the City Council in December.

The City of DeKalb Budget is the culmination of strategic financial and operational planning. This document reflects sound decision-making and recommendations for the City's future. The budget will be monitored, reviewed, and referenced throughout the year.

DeKalb's Fund Structure and Basis for Budgeting

Fund Structure

The accounts of the City are organized on the basis of funds, each of which is considered to be a separate accounting entity. The operations of each fund are portrayed as a separate set of self-balancing accounts that comprise its assets, liabilities, equities, revenues, and expenditures. The various funds are grouped by type in the financial statements. Within each fund type exists one or more funds.

The City has three types of funds: Governmental Funds, Proprietary Funds, and Fiduciary Funds.

Governmental Funds are those through which most governmental functions of the City are financed. The acquisition, use, and balances of the City's expendable financial resources and the related liabilities (other than those in proprietary funds) are accounted for through governmental funds.

- *The General Fund* is the general operating fund of the City. It is used to account for all financial resources traditionally associated with governments that are not required to be accounted for in another fund.
- *Special Revenue Funds* are used to account for the proceeds of specific revenue sources that are restricted by law or administrative action to expenditures for specified purposes.
- *Debt Service Funds* are used to account for the accumulation of resources for, and the payment of, general long-term debt principal, interest, and related costs other than capitalized leases and compensated absences which are paid from the governmental funds. The City has two Debt Service Funds: General Fund Debt Service and TIF Debt Service.
- *Capital Project Funds* are used to account for financial resources to be used for the acquisition or construction of major capital facilities (other than those financed through proprietary funds or fiduciary funds) or the purchase of large capital fleet and equipment.

Proprietary Funds are for those services for which the City charges customers a fee. There are two types of proprietary funds: enterprise and internal service. Enterprise funds encompass the same functions reported as business-type activities in the government-wide statements. Enterprise fund services are primarily provided to customers external to the City organization and include the water utility division and the airport. Internal service funds provide services and charge fees to customers within the City organization such as the insurance funds.

- *Enterprise Funds* are used to account for operations that are financed and operated in a manner similar to a private business enterprise. The intent of the City in using this type of fund is to determine that the costs (expense, including depreciation) of providing goods or services to the general public on a continuing basis be financed or recovered primarily through user charges.
- *Internal Service Funds* are used to account for the financing of goods or services provided by one department or agency to other departments or agencies of the City on a cost-reimbursement basis.

Fiduciary Funds are used to account for assets held by the City in a trustee capacity or as an agent for individuals, private organizations and other governments.

- *Trust and Agency Funds* consist of resources received and held by the City as trustee or agent to be expended or invested in accordance with the conditions of the trust or in its agency capacity. Pension Trust Funds are accounted for in essentially the same manner as Proprietary funds.

In determining if any agencies or entities which comprise the City for financial reporting purposes, the criteria of oversight responsibility for such agencies or entities, special financing relationships, and scope of public service provided by the agencies or entities are used. Oversight responsibility is determined by the extent of financial interdependency, control over the selection of the governing authority and management, ability to significantly influence operations and accountability for fiscal matters. Based on these criteria, there is one agency that is included in the financial statements of the City as a *Component Unit*. This component unit of the City is the DeKalb Public Library.

Basis for Budgeting

Fund Basis of Accounting Budgets for the governmental fund types (General Fund, Special Revenue Funds, etc.) is adopted on a basis consistent with "Generally Accepted Accounting Principles" (GAAP), utilizing the modified accrual basis of accounting. Revenues are recognized when they become measurable and available. Expenditures are recognized when the liability has been incurred, with the exception that principal and interest payments on general long-term debt are recognized when due. The proprietary fund types are budgeted on a basis consistent with GAAP, utilizing the accrual basis of accounting, except for capital outlay and debt principal which is budgeted as an expenditure. The Comprehensive Annual Financial Report (CAFR) shows the status of the City's finances on the basis of GAAP and on a budgetary basis. In most cases this conforms to the way the City prepares its budget. Exceptions are as follows:

- Capital outlay within the Enterprise Funds is recorded as assets on a GAAP basis and expended on a Budget basis.
- Debt principal payments are recorded as reductions of liabilities on a GAAP basis and expended on a Budget basis.
- Depreciation is recorded as an expense on a GAAP basis and not expended on a Budget basis.
- Debt financing is recorded as increases of liabilities on a GAAP basis and revenue on a Budget basis.

It is critical that adequate fund balance reserves are kept to meet unexpected operating or capital demands and to cover any unanticipated revenue shortfalls.

Internal Controls

The City is responsible for establishing and maintaining an internal control structure designed to ensure that the assets of the government are protected from loss, theft or misuse and to ensure that adequate accounting data are compiled to allow for the preparation of financial statements in conformity with GAAP. The internal control structure is designed to provide reasonable, but not absolute assurance that these objectives are met. The concept of reasonable assurance recognizes that the cost of a control should not exceed the benefits likely to be derived and that the valuation of costs and benefits requires estimates and judgments by management.

Budgetary Control

Budgetary controls are maintained to ensure compliance with legal provisions embodied in the annual appropriated budget approved by the City Council. Activities of the governmental, proprietary and fiduciary funds are included in the annual appropriated budget. The budgetary level of control, the level at which expenditures cannot exceed the appropriated amount, is exercised at the fund level.

2022 Budget Calendar		
Date	**Responsible Party**	**Action**
August 16, 2021	City Council, Finance Advisory Committee & Staff	FY2022 Strategic Goal Setting and Budget Planning Workshop
October 18, 2021	Finance Advisory Committee	Consideration of Property Tax Levy & Capital Funding
October 25, 2021	City Council	Consideration of Property Tax Levy
November 8, 2021	City Council	Resolution Establishing Ceiling for annual Property Tax Levy. First Reading—2021 Property Tax Levy First Reading—2021 Abated Taxes
November 11, 2021	Staff	Public Release of FY2022 Proposed Budget
November 15 & 17, 2021	City Council & Finance Advisory Committee	FY2022 Proposed Budget Review
November 22, 2021	City Council	Truth in Taxation Hearing on 2021 Property Tax Levy Second Reading – 2021 Property Tax Levy Second Reading— 2021 Abated Taxes
December 13, 2021	City Council	Public Hearing on Proposed FY2022 Annual Budget First Reading – FY2022 Annual Budget
December 27, 2021	City Council	Second Reading—FY2022 Annual Budget
December 30, 2021	Staff	Last Day to File FY2022 Annual Budget & 2021 Property Tax Levy with the County
January 1, 2022	Fiscal Year 2022 Begins	

Current City Funds

Fund Type	Fund Name	Fund No.	Description	Department/Budget Responsibility
General	General	100	The City's chief operating fund. It accounts for all financial resources except those required to be accounted for in another account.	Legislative; City Manager's Office; Public Works; Community Development; Finance; Fire; Police; Information & Technology
Special Revenue	American Rescue Plan	110	Accounts for revenues and spending of $10,422,954 in ARP funds from the U.S. Treasury.	City Manager's Office; Finance
	SAFER Fund	120	Accounts for revenues and expenditures associated with the $2,721,256.47 FEMA grant known as the "Staffing for Adequate Fire and Emergency Response" (SAFER) grant awarded to the City on August 31, 2021.	City Manager's Office; Finance; Fire
	GEMT Fund	130	Accounts for annual revenues and expenditures associated with the Illinois "Ground Emergency Medical Transport" (GEMT) program.	City Manager's Office; Finance; GEMT Committee
	Transportation	200	Accounts for the provision of transportation and planning services to the DeKalb metropolitan area, including acting as the fiscal and staffing agent for the management of DSATS.	Public Works - Engineering
	Motor Fuel Tax	210	Accounts for the use of the City's share of state gasoline taxes. State law requires the MFT to be used for the City street maintenance and operations.	Finance; Public Works - Streets; Public Works - Engineering
	Heritage Ridge SSA #3	223	Accounts for the costs of maintaining various public areas (street islands and detention basins) as well as a stylized street lighting system and entrance sign.	Public Works; Finance
	Knolls Subdivision SSA#4	224	Accounts for the costs of maintaining public areas as well as a stylized street lighting system and entrance sign.	Public Works; Finance
	Greek Row SSA#6	226	Accounts for the costs of street lighting placed upon private property in the neighborhood.	Public Works; Finance
	Market Square Area #29	229	Accounts for the costs of providing the repair, replacement, repaving, reconstruction, and maintenance of the common area private streets and roadways serving the properties, including repair and replacement of storm water sewer and sanitary facilities.	Public Works; Finance
	Hunter Ridgebrook #30	230	Accounts for the costs of the construction, installation, maintenance, repair, replacement, reconstruction, and provision of public safety and security improvements and services, lighting, landscaping, improved snow removal services, improved trash removal services, interior and exterior common area building improvements, sidewalk and parking lot paving and improvements, storm sewers, sanitary sewers, benches, trash receptacles, special events, seasonal decorations, program administration, and all contractor fees, construction supervision and inspection costs, temporary easement acquisition costs, insurance costs, and attorney's fees incurred in connection with the provision of such special services.	Public Works; Finance
	Heartland Fields SSA#14	234	Accounts for the costs of maintenance of the Common Facilities as well as the implementation and continuation of a mosquito abatement and snow removal services.	Public Works; Finance
	928 Greenbriar SSA#28	248	Accounts for the costs of repaying a loan from the City's Water Fund for the installation of a fire sprinkler system.	Public Works; Finance
	Central Area Tax Increment Financing #1	260	Accounts for the revenues and expenditures in the Central Area TIF #1.	Community Development
	Tax Increment Financing #2	261	Accounts for the revenues and expenditures in the Tax Increment Financing #2 area.	Community Development
	Central Business Tax Increment Financing #3	262	Accounts for the revenues and expenditures in the Tax Increment Financing #3 area.	Community Development
	Community Development Block Grant	280	Accounts for the funds received from HUD through CDBG used on eligible projects within the City.	Community Development
	Housing Rehabilitation	285	Accounts for funds received from CDAP and acts as a pass-through for certain funds in the CDBG fund.	Community Development
	Foreign Fire Insurance Tax	290	Accounts for the funds received for the maintenance, benefit, and use of the Fire Department.	Fire Department; Finance; Foreign Fire Tax Board

	Fund Name	Fund No.	Description	Department/Budget Responsibility
Debt Service	General Fund Debt Service	300	Accounts for the payments to debt service within the General Fund.	Finance
	Tax Increment Financing Debt Service	375	Accounts for the payments to debt service within the Central Area TIF #1 , TIF #2 and TIF #3.	Finance
Capital Projects	Capital Projects	400	Accounts for the cost of capital projects such as street	Public Works; Finance
	Capital Equipment Replacement	420	Capital equipment replacement fund for general City equipment and fleet replacement.	Finance
Enterprise	Water	600	Accounts for the provision of Water services to customers within the City.	Public Works - Water; Finance
	Water Construction	610	Accounts for the expenses of New Water Main construction related to impact fee revenue.	Public Works - Water; Finance
	Water Capital Fund	620	Accounts for the capital portion of the Water Fund related to maintenance of existing assets.	Public Works - Water; Finance
	Airport	650	Accounts for the provision of aviation services to customers of DTMA.	Public Works - Airport; Finance
	Refuse & Recycling	680	Accounts for the provision of refuse disposal and recycling services to customers of the City.	Public Works; Finance
Internal Service	Workers Compensation / Proper	700	Accounts for significant changes in Workers Compensation costs and Property & Liability Insurance costs.	Finance
	Health Insurance	710	Accounts for significant changes in employee Health Insurance costs.	Finance
Fiduciary	Police Pension	830	Accounts for the accumulation of resources to be used for the retirement annuity payments to sworn police officers.	Finance
	Fire Pension	850	Accounts for the accumulation of resources to be used for the retirement annuity payments to firefighters.	Finance
	DeKalb Public Library	900	Accounts for the City's financial responsibility to the DeKalb Public Library.	Finance

CITY OF DEKALB
PRELIMINARY FUND BALANCE SUMMARY

	FUND NAME	PROJECTED 12/31/2021	FY 2022 BUDGET REVENUES	FY 2022 BUDGET EXPENSES	12/31/2022
	100 - General Fund	**16,611,051**	43,292,155	41,083,955	**18,819,251**
	110 - American Rescue Plan Act Fund	**781,837**	5,231,477	3,142,285	**2,871,029**
	120 - SAFER Fund	**0**	851,565	851,565	**0**
	130 - GEMT Fund	**0**	1,066,000	1,062,000	**4,000**
	200 - Transportation Fund	**2,653,053**	10,282,055	10,178,693	**2,756,415**
**	210 - Motor Fuel Tax Fund	**3,282,476**	3,608,277	5,495,000	**1,395,753**
**	223 - Special Service Area #3	**2,553**	1,000	1,000	**2,553**
**	224 - Special Service Area #4	**2,945**	5,500	5,500	**2,945**
**	226 - Special Service Area #6	**11,043**	15,500	15,500	**11,043**
**	229 - Special Service Area #29	**199,626**	50,000	240,000	**9,626**
**	230 - Special Service Area #30	**100,000**	50,000	150,000	**0**
**	234 - Special Service Area #14	**8,950**	2,500	2,500	**8,950**
**	248 - Special Service Area #28	**8,706**	0	0	**8,706**
**	260 - TIF District #1	**21,775**	0	0	**21,775**
**	262 - TIF District #3	**3,183,191**	460,250	2,749,432	**894,009**
	280 - CDBG Fund	**0**	501,000	500,685	**315**
**	285 - Housing Rehab Fund	**60,242**	30,000	30,360	**59,882**
**	290 - Foreign Fire Insurance Tax	**89,370**	72,500	67,653	**94,217**
	300 - Debt Service Fund	**81,319**	1,981,280	1,882,180	**180,419**
	375 - TIF Debt Service Fund	**0**	0	0	**0**
	400 - Capital Projects Fund	**991,954**	975,000	1,732,173	**234,781**
	420 - Capital Equipment Replacement Fund	**962,479**	1,597,400	1,514,255	**1,045,624**
*	600 - Water Fund	**21,835,158**	5,678,926	7,884,527	**19,629,557**
**	610 - Water Construction Fund	**871,753**	50,100	600,000	**321,853**
*	620 - Water Capital Fund	**4,654,868**	4,262,959	2,251,505	**6,666,322**
*	650 - Airport Fund	**30,391,773**	1,212,874	1,141,177	**30,463,470**
	680 - Refuse & Recycling Fund	**553**	2,107,818	2,107,676	**695**
	700 - Worker's Comp / Liability Insurance Fund	**1,334,444**	941,250	1,132,023	**1,143,671**
	710 - Health Insurance Fund	**399,464**	6,950,062	7,272,800	**76,726**
	830 - Police Pension Fund	**50,754,219**	7,469,087	4,745,013	**53,478,293**
	850 - Fire Pension Fund	**38,224,159**	6,373,450	4,991,102	**39,606,507**
**	900 - DeKalb Library	**19,404,336**	3,390,533	3,350,022	**19,444,847**
		196,923,297	108,510,518	106,180,581	**199,253,234**

* ***Cash & Cash Equivalents***

** ***Restricted Dollars***

Revenue Budget Summary - All Funds

FUND	DESCRIPTION	2019 ACTIVITY	2020 ACTIVITY	2021 AMENDED BUDGET	2021 PROJECTED ACTIVITY	2022 PROPOSED BUDGET
100	GENERAL FUND	38,704,008	38,589,512	39,681,181	41,676,988	43,292,155
110	AMERICAN RESCUE PLAN ACT	0	0	5,241,477	5,226,477	5,231,477
120	SAFER GRANT	0	0	0	0	851,565
130	GEMT FUND	0	0	0	0	1,066,000
200	TRANSPORTATION FUND	10,898,162	7,934,814	10,508,710	7,434,081	10,282,055
210	MOTOR FUEL TAX FUND	1,523,540	2,687,310	2,506,786	2,472,250	3,608,277
223	SPECIAL SERVICE AREA #3	1,004	1,001	1,000	961	1,000
224	SPECIAL SERVICE AREA #4	5,490	5,498	5,500	5,418	5,500
226	SPECIAL SERVICE AREA #6	16,415	16,408	15,500	16,314	15,500
229	MARKET SQUARE AREA #29	0	0	175,000	200,004	50,000
230	HUNTER RIDGEBROOK #30	0	0	100,000	100,000	50,000
234	SPECIAL SERVICE AREA #14	2,501	2,503	2,500	2,500	2,500
248	SPECIAL SERVICE AREA #28	0	8,706	8,704	28,721	0
260	TIF FUND #1 (CENTRAL AREA)	7,381,861	6,639,973	7,100,000	6,530,000	0
261	TIF FUND #2	1,586,888	0	0	0	0
262	TIF FUND #3	0	4,575,841	2,900,250	2,640,450	460,250
280	CDBG FUND	594,811	501,266	400,000	900,000	501,000
285	HOUSING REHAB FUND	1,258	5,122	250	0	30,000
290	FOREIGN FIRE INSURANCE TAX	59,094	64,933	58,669	65,000	72,500
300	DEBT SERVICE-GENERAL FUND	5,814,527	3,735,139	94,000	90,000	1,981,280
375	DEBT SERVICE - TIFS	1,192,400	1,195,000	1,190,800	1,190,800	0
400	CAPITAL PROJECTS FUND	888,244	1,466,213	4,202,500	4,305,000	975,000
420	CAPITAL EQUIP REPLACEMENT FUND	515,198	1,091,581	670,500	1,222,515	1,597,400
600	WATER FUND	6,387,678	6,026,496	5,605,504	5,511,595	5,678,926
610	WATER NEW CONSTRUCTION FUND	5,825	173,868	51,000	46,606	50,100
620	WATER CAPITAL FUND	957,140	2,053,222	4,093,490	4,181,967	4,262,959
650	AIRPORT FUND	1,159,169	1,185,430	1,107,600	1,926,382	1,212,874
680	REFUSE & RECYCLING FUND	1,871,561	1,914,939	2,055,300	2,056,463	2,107,818
700	WORK COMP/LIAB INSURANCE FUND	963,678	795,039	1,087,070	1,371,245	941,250
710	HEALTH INSURANCE FUND	6,231,437	6,503,177	6,940,922	6,952,393	6,950,062
830	POLICE PENSION FUND	10,349,465	9,619,636	7,138,756	9,455,344	7,469,087
850	FIRE PENSION FUND	8,385,458	6,626,853	7,425,160	8,750,157	6,373,450
900	DEKALB PUBLIC LIBRARY FUND	1,969,340	3,222,947	3,509,983	3,509,983	3,390,533
TOTAL REVENUE - ALL FUNDS		**107,466,152**	**106,642,427**	**113,878,112**	**117,869,614**	**108,510,518**

Expenditure Budget Summary - All Funds

FUND	DESCRIPTION	2019 ACTIVITY	2020 ACTIVITY	2021 AMENDED BUDGET	2021 PROJECTED ACTIVITY	2022 PROPOSED BUDGET
100	GENERAL FUND	36,194,449	36,827,813	36,182,159	37,089,559	41,083,955
110	AMERICAN RESCUE PLAN ACT	0	0	4,144,640	4,444,640	3,142,285
120	SAFER GRANT	0	0	0	0	851,565
130	GEMT FUND	0	0	0	0	1,062,000
200	TRANSPORTATION FUND	8,514,983	7,716,257	10,074,842	7,416,287	10,178,693
210	MOTOR FUEL TAX FUND	1,332,241	1,602,417	4,585,000	3,275,000	5,495,000
223	SPECIAL SERVICE AREA #3	1,025	1,500	1,025	1,043	1,000
224	SPECIAL SERVICE AREA #4	3,550	7,500	5,000	4,500	5,500
226	SPECIAL SERVICE AREA #6	6,676	15,932	15,500	15,500	15,500
229	MARKET SQUARE AREA #29	0	0	172,500	378	240,000
230	HUNTER RIDGEBROOK #30	0	0	97,500	0	150,000
234	SPECIAL SERVICE AREA #14	1,100	500	2,500	2,500	2,500
248	SPECIAL SERVICE AREA #28	0	8,704	8,704	20,017	0
260	TIF FUND #1 (CENTRAL AREA)	8,253,640	9,112,449	7,945,800	7,289,500	0
261	TIF FUND #2	2,239,976	75,000	0	0	0
262	TIF FUND #3	500,000	2,804,505	3,017,650	728,596	2,749,432
280	CDBG FUND	594,811	501,266	400,000	900,000	500,685
285	HOUSING REHAB FUND	2,900	461	66,088	10,352	30,360
290	FOREIGN FIRE INSURANCE TAX	58,457	44,813	58,669	58,669	67,653
300	DEBT SERVICE-GENERAL FUND	5,898,299	3,652,075	1,900	1,900	1,882,180
375	DEBT SERVICE - TIFS	1,192,400	1,195,000	1,190,800	1,190,800	0
400	CAPITAL PROJECTS FUND	808,172	1,575,821	3,692,600	3,727,500	1,732,173
420	CAPITAL EQUIP REPLACEMENT FUND	156,626	1,049,356	655,627	999,633	1,514,255
600	WATER FUND	6,030,419	6,031,543	7,731,827	7,598,938	7,884,527
610	WATER NEW CONSTRUCTION FUND	0	500,000	0	0	600,000
620	WATER CAPITAL FUND	1,852,433	445,608	2,864,056	2,373,319	2,251,505
650	AIRPORT FUND	1,499,287	1,429,569	1,035,556	1,804,519	1,141,177
680	REFUSE & RECYCLING FUND	1,868,438	2,116,876	2,105,000	2,061,180	2,107,676
700	WORK COMP/LIAB INSURANCE FUND	764,869	1,097,968	1,046,500	1,181,501	1,132,023
710	HEALTH INSURANCE FUND	6,035,292	6,480,412	7,166,731	7,217,233	7,272,800
830	POLICE PENSION FUND	3,629,072	4,015,584	3,214,347	4,404,324	4,745,013
850	FIRE PENSION FUND	3,974,680	4,232,364	3,435,071	4,598,835	4,991,102
900	DEKALB PUBLIC LIBRARY FUND	2,925,244	2,822,080	3,009,983	3,009,983	3,350,022
TOTAL REVENUE - ALL FUNDS		**94,339,039**	**95,363,373**	**103,927,575**	**101,426,206**	**106,180,581**

CITY OF DEKALB FY2022 BUDGET

Revenues by Category	Property Taxes	Sales & Use Taxes	Gross Receipts	Licenses & Permits	Intergovern mental	Service Charges	Fines	Other Income	Transfers In	FUND TOTALS
General	6,845,317	16,735,273	3,627,072	973,847	6,243,539	4,034,851	471,815	927,090	3,433,351	43,292,155
American Rescue Plan Act	0	0	0	0	5,211,477	0	0	20,000	0	5,231,477
SAFER Grant	0	0	0	0	851,565	0	0	0	0	851,565
GEMT Fund	0	0	0	0	0	1,062,000	0	4,000	0	1,066,000
Transportation	0	0	0	0	8,150,000	2,065,055	0	67,000	0	10,282,055
Motor Fuel Tax	0	0	0	0	2,598,277	0	0	1,010,000	0	3,608,277
Heritage Ridge SSA#3	1,000	0	0	0	0	0	0	0	0	1,000
Knolls SSA#4	5,500	0	0	0	0	0	0	0	0	5,500
Greek Row SSA#6	15,500	0	0	0	0	0	0	0	0	15,500
Market Square Area SSA#29	50,000	0	0	0	0	0	0	0	0	50,000
Hunter Ridgebrook SSA#30	50,000	0	0	0	0	0	0	0	0	50,000
Heartland Fields SSA#14	2,500	0	0	0	0	0	0	0	0	2,500
Tax Increment Financing #3	460,000	0	0	0	0	0	0	250	0	460,250
CDBG	0	0	0	0	501,000	0	0	0	0	501,000
Housing Rehabilitation	0	0	0	0	0	0	0	30,000	0	30,000
Foreign Fire Insurance Tax	0	0	0	0	0	0	0	72,500	0	72,500
General Debt Service	0	56,000	0	0	0	0	45,000	0	1,880,280	1,981,280
Capital Projects	0	900,000	0	0	0	0	0	75,000	0	975,000
Capital Equip Replacement	0	135,000	0	0	0	0	0	662,400	800,000	1,597,400
Water	0	0	0	30,000	0	5,626,022	0	14,200	8,704	5,678,926
Water New Construction	0	0	0	50,000	0	0	0	100	0	50,100
Water Capital	0	0	0	0	0	779,954	0	500	3,482,505	4,262,959
Airport	0	195,073	0	0	0	532,256	0	485,545	0	1,212,874
Refuse & Recycling	0	0	0	0	0	2,107,608	0	210	0	2,107,818
Workers Compensation/Liability	881,000	0	0	0	0	0	0	60,250	0	941,250
Health Insurance	4,978,493	0	0	0	0	1,971,434	0	135	0	6,950,062
Police Pension	3,707,827	0	0	0	0	562,458	0	3,198,802	0	7,469,087
Fire Pension	4,415,632	0	0	0	0	471,733	0	1,486,085	0	6,373,450
DeKalb Public Library	2,700,708	0	0	0	88,644	0	5,000	596,181	0	3,390,533
GRAND TOTAL: REVENUES	24,113,477	18,021,346	3,627,072	1,053,847	23,644,502	19,213,371	521,815	8,710,248	9,604,840	108,510,518

CITY OF DEKALB FY2022 BUDGET

Expenditures by Category	Personnel	Commodities	Contractual Services	Other Services	Debt Services	Equipment	Permanent Improvement	Transfers Out	FUND TOTALS
General	31,513,525	759,358	4,324,150	0	0	33,500	0	4,453,422	41,083,955
American Rescue Plan Act	0	0	305,000	0	0	0	0	2,837,285	3,142,285
SAFER Grant	0	0	0	0	0	0	0	851,565	851,565
GEMT Fund	0	0	80,000	0	0	982,000	0	0	1,062,000
Transportation	263,954	13,680	8,436,595	0	0	1,438,000	0	26,464	10,178,693
Motor Fuel Tax	0	265,000	1,070,000	0	0	4,160,000	0	0	5,495,000
Heritage Ridge SSA#3	0	0	700	0	0	0	0	300	1,000
Knolls SSA#4	0	0	5,000	0	0	0	0	500	5,500
Greek Row SSA#6	0	0	15,000	0	0	0	0	500	15,500
Market Square Area SSA#29	0	0	240,000	0	0	0	0	0	240,000
Hunter Ridgebrook SSA#30	0	0	52,500	0	0	0	0	97,500	150,000
Heartland Fields SSA#14	0	0	2,500	0	0	0	0	0	2,500
Tax Increment Financing #3	0	0	1,499,432	0	0	1,250,000	0	0	2,749,432
CDBG	0	100	293,585	0	0	120,000	0	87,000	500,685
Housing Rehabilitation	0	0	30,360	0	0	0	0	0	30,360
Foreign Fire Insurance Tax	0	12,750	3,403	0	0	51,500	0	0	67,653
General Debt Service	0	0	1,900	0	1,880,280	0	0	0	1,882,180
Capital Projects	0	52,173	105,000	0	0	1,575,000	0	0	1,732,173
Capital Equip Replacement	0	0	20,000	0	247,255	1,247,000	0	0	1,514,255
Water	2,574,111	539,750	904,500	1,179,000	124,661	0	0	2,562,505	7,884,527
Water Construction	0	0	0	0	0	0	600,000	0	600,000
Water Capital	0	0	0	0	0	311,505	1,940,000	0	2,251,505
Airport	415,041	419,150	235,800	0	67,686	3,500	0	0	1,141,177
Refuse & Recycling	0	0	1,887,676	0	0	0	0	220,000	2,107,676
Workers Compensation/Liability Insurance	0	0	1,132,023	0	0	0	0	0	1,132,023
Health Insurance	370,500	0	6,902,300	0	0	0	0	0	7,272,800
Police Pension	4,591,085	0	153,928	0	0	0	0	0	4,745,013
Fire Pension	4,878,006	0	113,096	0	0	0	0	0	4,991,102
DeKalb Public Library	1,915,912	168,600	509,745	0	490,626	265,139	0	0	3,350,022
GRAND TOTAL: EXPENDITURES	46,522,134	2,230,561	28,324,193	1,179,000	2,810,508	11,437,144	2,540,000	11,137,041	106,180,581

Expenditures by Category: By Fund Type

	Personnel	Commodities	Contractual Services	Other Services	Debt Services	Equipment	Permanent Improvement	Transfers Out	FUND TOTALS
General Fund	31,513,525	759,358	4,324,150	0	0	33,500	0	4,453,422	**41,083,955**
Special Revenue Funds	263,954	291,530	12,034,075	0	0	8,001,500	0	3,901,114	**24,492,173**
Debt Service Funds	0	0	1,900	0	1,880,280	0	0	0	**1,882,180**
Capital Projects	0	52,173	125,000	0	247,255	2,822,000	0	0	**3,246,428**
Enterprise Funds	2,989,152	958,900	3,027,976	1,179,000	192,347	315,005	2,540,000	2,782,505	**13,984,885**
Internal Service Funds	370,500	0	8,034,323	0	0	0	0	0	**8,404,823**
Fiduciary	11,385,003	168,600	776,769	0	490,626	265,139	0	0	**13,086,137**
TOTAL EXPENDITURES	**46,522,134**	**2,230,561**	**28,324,193**	**1,179,000**	**2,810,508**	**11,437,144**	**2,540,000**	**11,137,041**	**106,180,581**

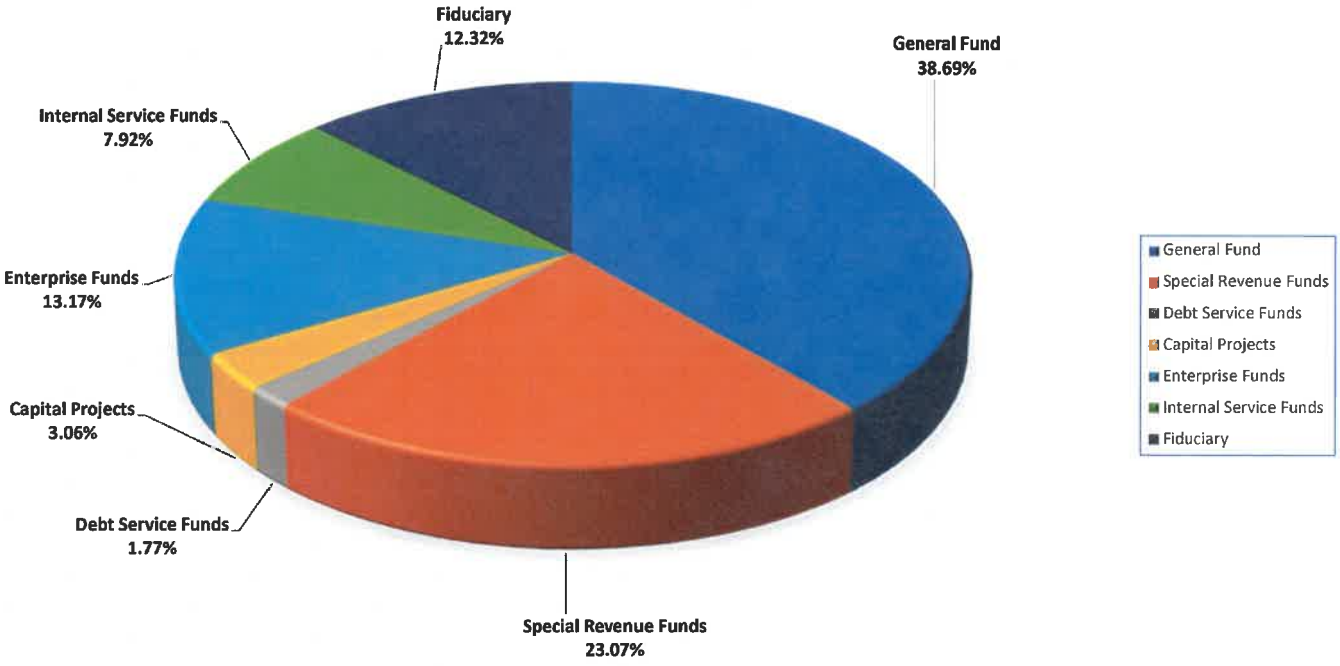

Revenues by Category: by Fund Type

	Property Taxes	Sales & Use Taxes	Gross Receipts	Licenses & Permits	Intergovern mental	Service Charges	Fines	Other Income	Transfers In	FUND TOTALS
General Fund	6,845,317	16,735,273	3,627,072	973,847	6,243,539	4,034,851	471,815	927,090	3,433,351	**43,292,155**
Special Revenue Funds	584,500	0	0	0	17,312,319	3,127,055	0	1,203,750	0	**22,227,624**
Debt Service Funds	0	56,000	0	0	0	0	45,000	0	1,880,280	**1,981,280**
Capital Projects	0	1,035,000	0	0	0	0	0	737,400	800,000	**2,572,400**
Enterprise Funds	0	195,073	0	80,000	0	9,045,840	0	500,555	3,491,209	**13,312,677**
Internal Service Funds	5,859,493	0	0	0	0	1,971,434	0	60,385	0	**7,891,312**
Fiduciary	10,824,167	0	0	0	88,644	1,034,191	5,000	5,281,068	0	**17,233,070**
TOTAL REVENUES	**24,113,477**	**18,021,346**	**3,627,072**	**1,053,847**	**23,644,502**	**19,213,371**	**521,815**	**8,710,248**	**9,604,840**	**108,510,518**

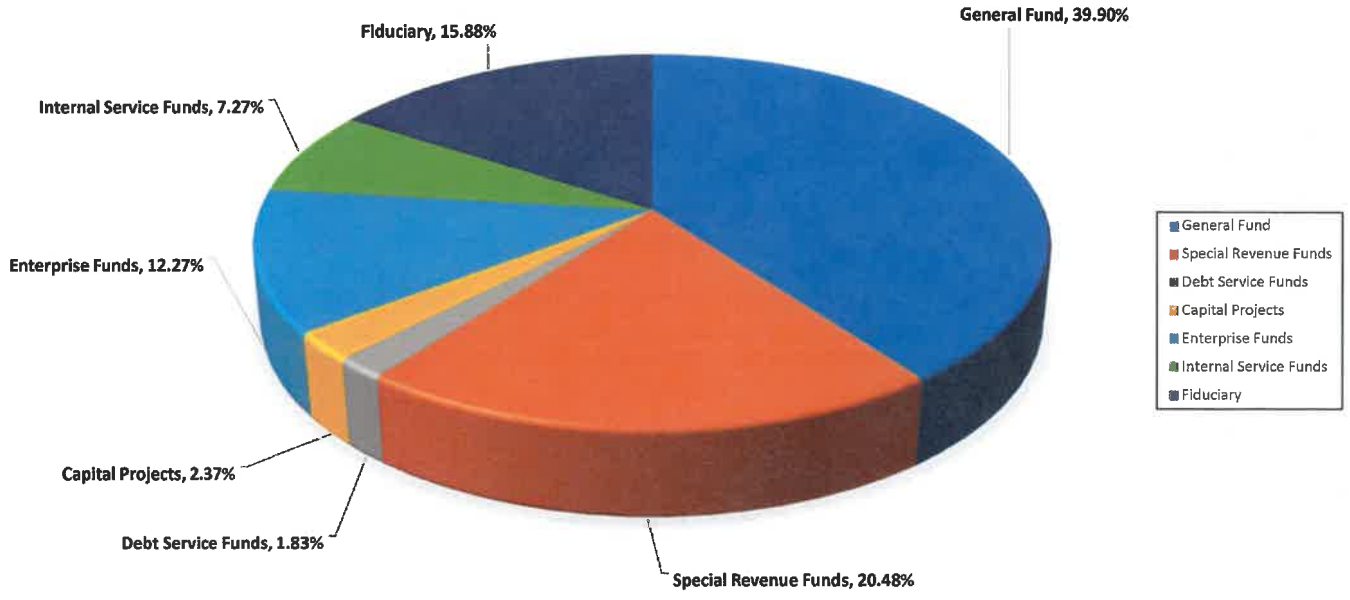

Revenues by Category: All Funds

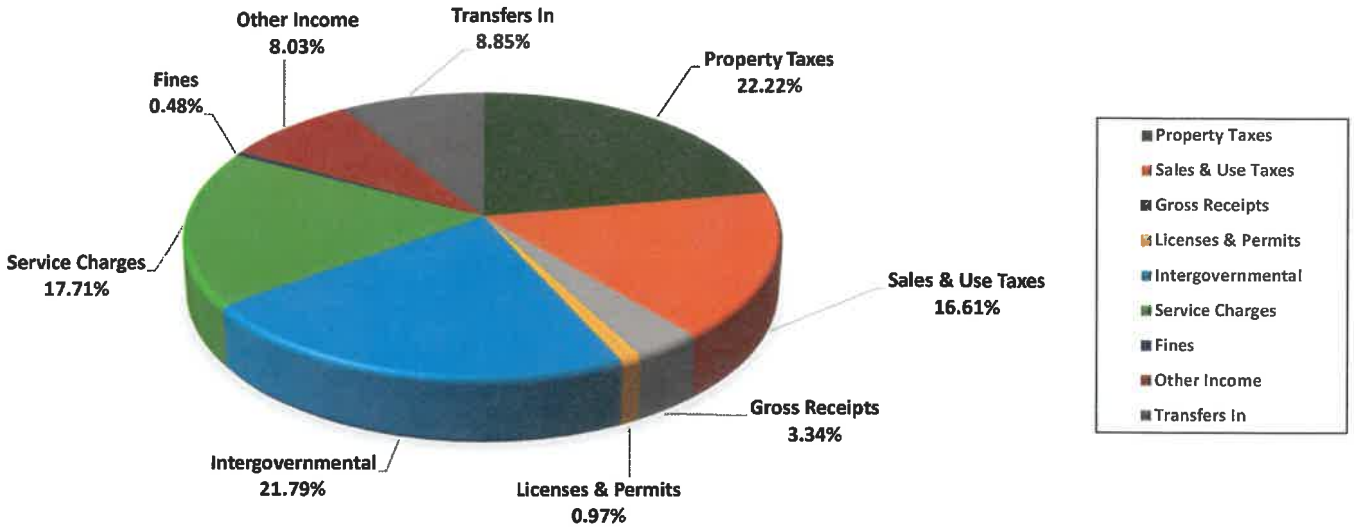

Expenditures by Category: All Funds

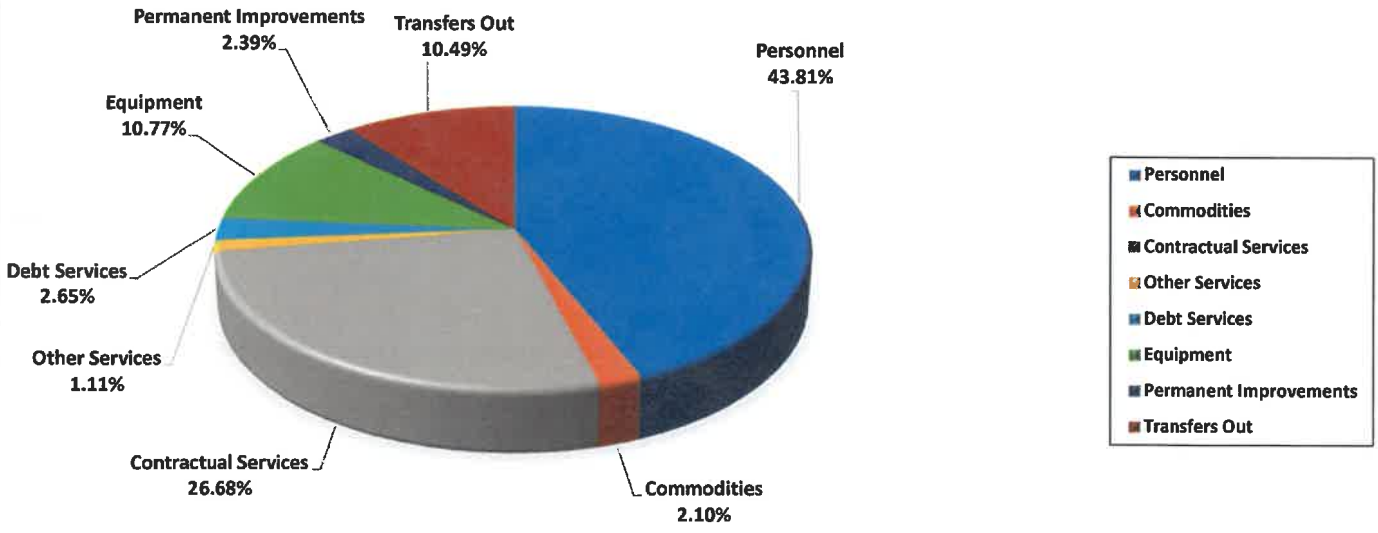

Section Four

General Fund Detail

- Revenues and Expenditures
- Legislative
- City Manager's Office
- Human Resources Department
- Finance Department
- Information & Technology Department
- Police Department
- Public Works Department
- Community Development Department
- General Fund Support

General Fund Revenue

General Fund revenues are derived from numerous sources that can be placed into one of nine categories, as seen in the chart below. The FY2022 Budget includes $43,292,156 in General Fund revenues.

GENERAL FUND REVENUE SUMMARY

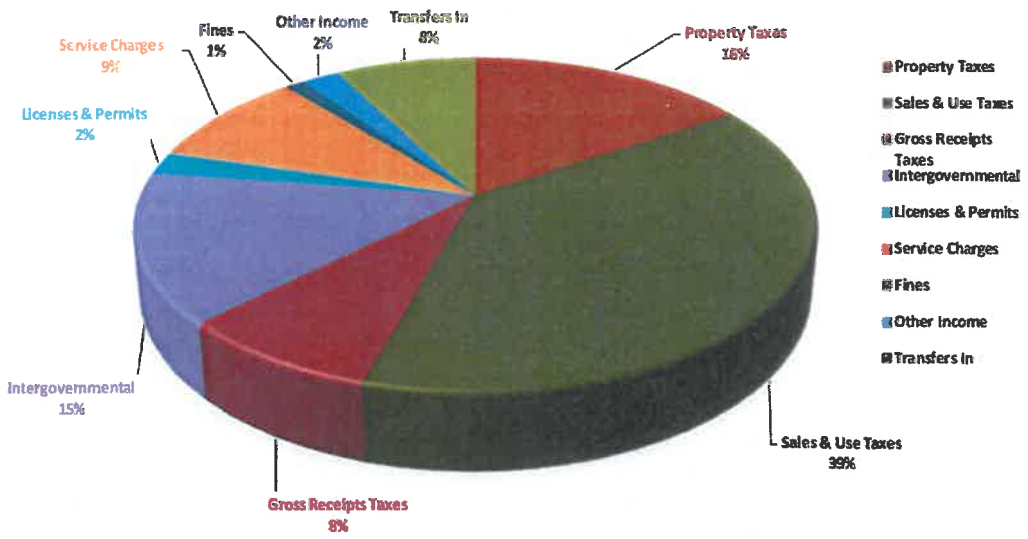

Sales & Use Taxes

The revenue category Sales & Use Taxes includes various taxes applied toward the consumptions of goods and services. This is the largest source of General Fund revenue, accounting for 38.66% of total General Fund revenues. Included in this category are the following:

- **Home Rule Sales Tax**: The City imposes a 1.75% Home Rule Sales Tax on sales of general merchandise. The tax is not collected on sales of food, drugs, or tangible personal property that is required to be licensed or registered with the State of Illinois. The FY2022 budget for Home Rule Sales Tax is $7,063,950 which is $245,518 (3.6%) greater than the amended FY2021 Budget total, reflecting the recovery from the COVID-19 epidemic.

- **State Sales Tax**: The Illinois Department of Revenue collects a 6.25% tax on the sale of general merchandise and distributes 1% to the municipality where the sale occurred and 0.25% to DeKalb County. State Sales Tax has been fairly stable since 2017, but the COVID impacts in 2020 reduced the year-end total considerably. The FY2022 budget for State Sales Tax is $5,824,413 which is $211,093 (3.76%) higher than the amended FY2021 Budget total.

- **Restaurant & Bar Tax**: The City collects a 2% tax on prepared food and beverage and packaged liquor sales. This tax is administered at the local level and had been steady at an annual rate of about $1.9 million in recent years. The deep COVID-related constraints on the hospitality industry in 2020 dramatically decreased

the projected totals for year-end FY2020 and FY2021 from the high in 2019. The FY2022 Budget includes $1,953,382 in Restaurant & Bar taxes, which brings the annual total back to the year-end 2019 total.

- **Local Use Tax**: Use taxes are imposed on the privilege of using, in the State of Illinois, any item of tangible personal property that is purchased anywhere at retail, including online purchases. This revenue source is collected by the State and forwarded to the City on a per capita basis. This tax had trended up from 2018 as a result of the increased collection of sales taxes on internet purchases, and defied the negative trends in sales and use taxes in 2020 as more people shopped from home. The projected revenue for FY2022 is $1,585,642, which is 9.4% lower owing to the loss in local population and lower IML estimates.

- **Hotel/Motel Tax** – The City imposes a 7.5% tax on the use of hotel/motel rooms in the City. Of this 7.5%, a 1% portion is directed to the Debt Service Fund. The remaining 6.5% is deposited as a General Fund revenue. This revenue stream collapsed in FY2020. The FY2021 Budget has reflected the rebound in travel and hospitality in general, and the FY2022 total is pegged at $307,886.

Property Taxes

This revenue is derived from a tax levy on real estate within the corporate limits of the City of DeKalb. Property Taxes account for 15.8% of General Fund revenues in FY2022. The City of DeKalb is a home rule community and is not regulated by the Property Tax Extension Limitation Law (PTELL). For FY2022 (tax levy year 2021), the City estimates a 4.95% increase in the tax levy in order to capture new EAV growth in the City. Because of the one-time recovery of TIF #1 increment and the positive impact of Ferrara's new EAV, this levy increase will still result in a projected city rate decrease of about 8%. It is anticipated that the 2021 tax levy will generate $6,845,317 in General Fund revenue, all of which will go toward the funding of Fire and Police pension funds.

Intergovernmental Revenue

The FY2022 Budget includes $6,243,539 in Intergovernmental Revenue, which represents 14.42% of total General Fund revenues. Much of this revenue comes from the City's per capita share of State Income Tax revenue. State Income Tax for FY2022 is budgeted at $5,109,569 , a 15.5% increase from the Amended FY2021 Budget. The increase is based on the rebound in employment from the 8% County unemployment rate a year ago. Other revenues in this category include Video Gaming Tax, Personal Property Replacement Tax, State and Federal Grants, and other shared revenues.

Gross Receipts Taxes

Revenues included in Gross Receipts Taxes include Municipal Utility Tax, Telecommunications Tax, and Franchise Tax. Of the $3,627,072 to be collected in FY2022, Municipal Utility Tax accounts for $2,735,404 (slightly above the 2021 projection owing to the new Ferrara plant). This tax is collected on electric and natural gas utilities services in the City and has experienced modest increases over the past several years.

Service Charges

The FY2022 Budget includes $4,034,851 in revenue resulting from Service Charges. Of the revenues included in this category, Fire Services and Ambulances Services account for most of that revenue. The City charges Northern Illinois University and the DeKalb Fire Protection District for fire and emergency medical services to their residents. The City also charges users (or their insurance) for City-provided ambulance services. This revenue has increased significantly in recent years as an increasing number of local residents use the City's paramedic services as their primary health care. With the collaboration of Firefighters Local 1236, the City has pursued supplemental funding through the federal Ground Emergency Medical Transportation (GEMT) program, which provides gap funding between what the City might receive in Medicaid funds and the actual cost of the ambulance service. The

overall drop in revenue in this category reflects the transfer of new GEMT revenues to the separate GEMT Fund in 2022.

Other Income

In FY2022, $927,090 falls into this category. This revenue category is comprised of various small revenue sources that include Investment Interest, the annual TIF Surplus, Refunds and Reimbursements, and other Miscellaneous Revenue. Refunds and Reimbursements account for $525,000 and include revenues such as School District 428 funding for School Resource Officers.

Licenses & Permits

This General Fund revenue category includes a number of locally-issued licenses and permits that will generate a projected $973,847 in FY2022. The largest sources of revenue in this category are Building Permits, Liquor Licenses, and Crime-Free Housing Registration. It is anticipated that Building Permit revenue will remain at an elevated level as in FY2022 as a result of ongoing development on the Gurler Road corridor.

Transfers In

Transfers In ($3,433,351) will substantially increase in the FY2022 Budget to account for those ARP and SAFER grant monies destined to support restored Fire, Police and Public Works staffing levels. Other transfers include those from the Transportation and CDBG Funds to reimburse General Fund expenses related to these programs; a Water Fund transfer for payment in lieu of taxes (PILOT); and a Refuse & Recycling Fund transfer to cover the administrative cost of managing monthly refuse billing. In accordance with a new intergovernmental agreement with the DeKalb TIF Joint Review Board, no further TIF fund transfers into the City's General Fund will be budgeted to cover administrative expenses.

Fines

Fines issued by Police and Code Compliance personnel account for $471,815 in General Fund revenue in the FY2022 Budget. Much of this revenue is derived from Court Fines, Parking Fines, and Administrative Tow Fees.

TOP TEN REVENUE SOURCES AS A PERCENTAGE OF TOTAL REVENUES

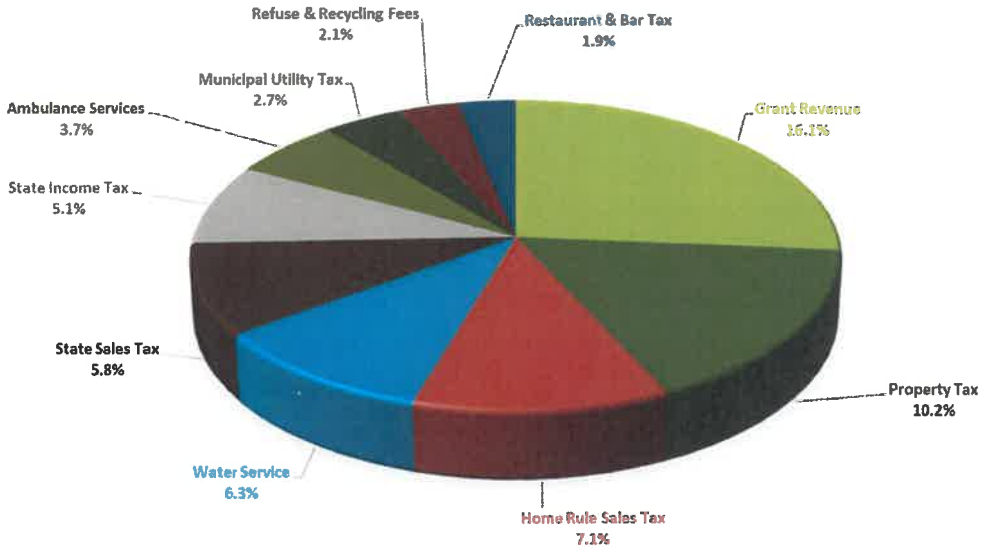

5 Year Trend - Top Revenue Sources

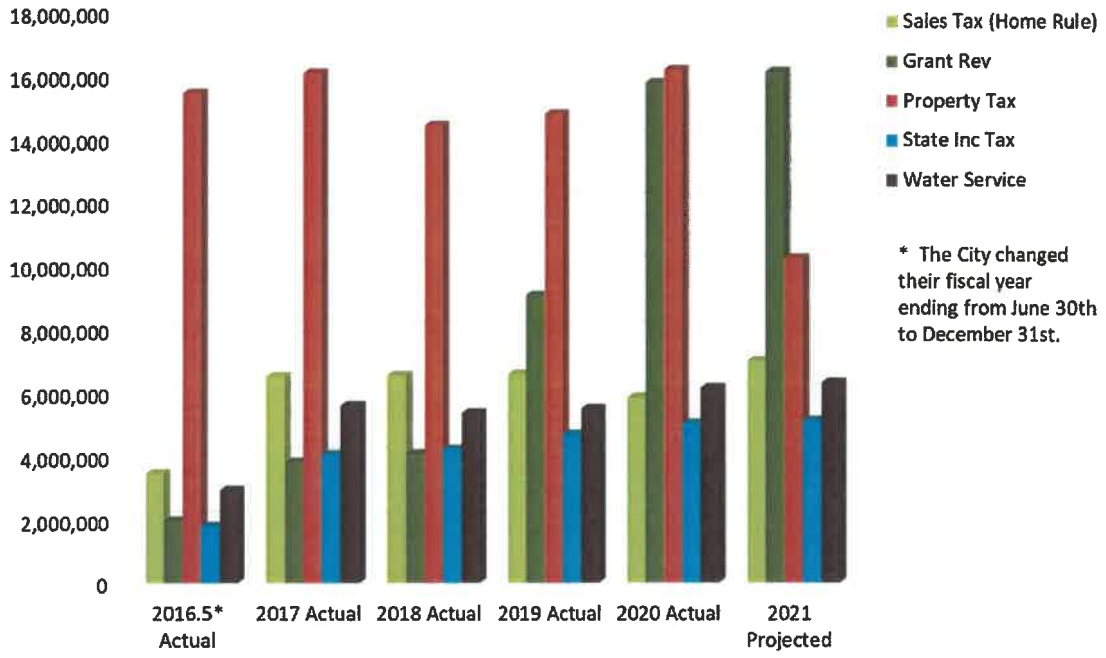

* The City changed their fiscal year ending from June 30th to December 31st.

CITY OF DEKALB

GL NUMBER	DESCRIPTION	2019 ACTIVITY	2020 ACTIVITY	2021 AMENDED BUDGET	2021 PROJECTED ACTIVITY	2022 REQUESTED BUDGET
GENERAL FUND REVENUE - SUMMARY						
PROPERTY TAXES						
100-00-00-30140	PROPERTY TAX - FIRE PENSION	3,156,302	3,274,529	3,553,989	3,553,989	3,746,088
100-00-00-30150	PROPERTY TAX - POLICE PENSION	2,740,866	2,903,857	2,968,467	2,968,467	3,099,229
NET OF REVENUES - PROPERTY TAXES		5,897,168	6,178,386	6,522,456	6,522,456	6,845,317
SALES & USE TAXES						
100-00-00-31100	STATE SALES TAX	5,609,406	5,027,826	5,613,320	5,761,652	5,824,413
100-00-00-31200	HOME RULE SALES TAX	6,583,319	5,843,955	6,818,432	6,987,833	7,063,950
100-00-00-31300	LOCAL USE TAX	1,485,645	1,966,083	1,750,000	1,568,556	1,585,642
100-00-00-31400	HOTEL/MOTEL TAX	299,016	159,090	235,980	304,568	307,886
100-00-00-31500	RESTAURANT & BAR TAX	1,967,612	1,507,052	1,639,876	1,932,333	1,953,382
NET OF REVENUES - SALES & USE TAXES		15,944,998	14,504,006	16,057,608	16,554,942	16,735,273
GROSS RECEIPTS TAXES						
100-00-00-31700	MUNICIPAL UTILITY TAX	2,582,190	2,447,801	2,650,000	2,625,958	2,735,404
100-00-00-31750	TELECOMMUNICATIONS TAX	566,773	509,799	551,686	427,892	445,726
100-00-00-31900	FRANCHISE TAX	452,848	418,259	305,907	428,100	445,942
NET OF REVENUES - GROSS RECEIPTS TAXES		3,601,811	3,375,859	3,507,593	3,481,950	3,627,072
OTHER INCOME						
100-00-00-31800	AUTO RENTAL TAX	22,433	15,328	14,402	17,746	21,593
100-00-00-35950	POLICE FORFEITURES	14,268	12,084	14,113	14,660	17,497
100-00-00-37100	INVESTMENT INTEREST	308,505	100,315	180,000	50,000	75,000
100-00-00-37500	GAIN/LOSS ON INVESTMENTS	36,756	0	0	0	0
100-00-00-38100	MISCELLANEOUS REVENUE	20,986	13,467	20,789	20,000	20,000
100-00-00-38200	REFUNDS / REIMBURSEMENTS	454,130	525,654	469,550	500,000	525,000
100-00-00-38400	DONATIONS / CONTRIBUTIONS	6,500	0	0	0	0
100-00-00-38600	SALES OF SURPLUS PROPERTY	2,090	10,677	10,627	4,596	5,000
100-00-00-38850	TIF PROPERTY TAX SURPLUS	481,034	295,275	345,000	295,275	263,000
100-00-00-38860	TIF SALES TAX SURPLUS	291,309	262,789	0	0	0
NET OF REVENUES - OTHER INCOME		1,638,011	1,235,589	1,054,481	902,277	927,090
LICENSES & PERMITS						
100-00-00-32200	LIQUOR LICENSES	260,861	281,925	195,000	225,000	292,500
100-00-00-32300	ROOMING HOUSE LICENSES	11,150	7,541	12,772	11,000	11,300
100-00-00-32350	FIRE LIFE SAFETY LICENSES	17,800	14,050	22,411	15,000	15,000
100-00-00-32400	AMUSEMENT LICENSES	3,800	3,825	4,943	3,975	3,975
100-00-00-32450	OTHER LICENSES	52,322	48,920	60,650	52,000	52,000
100-00-00-32500	BUILDING PERMITS	425,111	401,158	424,656	450,388	435,211
100-00-00-32700	PARKING PERMITS	1,189	0	0	0	0
100-00-00-32900	OTHER PERMITS	13,790	24,780	14,840	35,000	27,000
100-00-00-34700	CRIME FREE REGISTRATION FEE	174,676	215,078	136,861	136,861	136,861
NET OF REVENUES - LICENSES & PERMITS		960,699	997,277	872,133	929,224	973,847
INTERGOVERNMENTAL REVENUES						
100-00-00-33100	FEDERAL GRANTS	18,026	77,901	0	25,000	25,438
100-00-00-33150	FEDERAL PASS-THROUGH GRANTS	56,486	19,101	464	0	0
100-00-00-33200	STATE GRANTS	3,190	1,887,278	79,239	79,239	80,626
100-00-00-33400	FIRE GRANTS	53,704	24,188	11,056	11,506	11,707
100-00-00-33450	POLICE GRANTS	5,000	2,688	5,799	5,799	5,900
100-00-00-33500	STATE INCOME TAX	4,686,511	4,784,693	4,423,080	5,021,689	5,109,569
100-00-00-33600	PERSONAL PROPERTY REPLACEMENT TAX	180,785	162,818	190,000	331,311	337,109
100-00-00-33650	VIDEO GAMING TAX	261,048	169,540	177,974	367,341	373,769
100-00-00-33700	TOWNSHIP ROAD & BRIDGE TAX	151,181	153,227	152,000	152,000	154,660
100-00-00-33800	CANNABIS USE TAX	0	30,421	0	58,370	59,391
100-00-00-33900	OTHER SHARED REVENUES	175,089	150,302	83,902	83,902	85,370
NET OF REVENUES - INTERGOVERNMENTAL REVENUES		5,591,020	7,462,157	5,123,514	6,136,157	6,243,539
SERVICE CHARGES						
100-00-00-34100	ADMINSTRATION FEES	141,276	144,432	135,000	145,716	148,266
100-00-00-34200	POLICE SERVICES	65,771	22,412	21,074	21,074	21,443
100-00-00-34240	BACKGROUND CHECK FEES	2,752	150	1,199	1,199	1,220
100-00-00-34250	FIRE SERVICES	1,150,088	1,063,127	1,111,171	1,111,171	1,130,616
100-00-00-34260	AMBULANCE SERVICES	2,366,470	1,807,920	2,400,000	2,613,845	2,659,587

CITY OF DEKALB

GL NUMBER	DESCRIPTION	2019 ACTIVITY	2020 ACTIVITY	2021 AMENDED BUDGET	2021 PROJECTED ACTIVITY	2022 REQUESTED BUDGET
100-00-00-34270	GEMT REVENUE	0	0	0	600,000	0
100-00-00-34500	FUEL SALES	53,641	25,852	39,452	21,776	22,157
100-00-00-34750	ZONING FEES	13,500	12,850	15,934	7,333	7,462
100-00-00-34760	PLAN REVIEW FEES	32,406	37,546	35,213	38,877	39,558
100-00-00-34780	INSPECTION FEES	8,850	4,800	4,464	4,464	4,542
NET OF REVENUES - SERVICE CHARGES		3,834,754	3,119,089	3,763,507	4,565,455	4,034,851
FINES						
100-00-00-35100	COURT FINES	187,420	97,438	137,353	126,227	108,132
100-00-00-35200	DUI FINES	19,153	11,522	15,360	18,308	19,130
100-00-00-35250	ANTI-CRIME ACTIVITIES	4,995	2,326	5,036	2,195	2,880
100-00-00-35260	CRIME LAB	2,446	1,209	2,044	1,922	2,100
100-00-00-35300	PARKING FINES	129,627	103,910	119,458	110,803	131,000
100-00-00-35400	FALSE ALARM FINES	50,750	28,600	22,198	30,975	31,500
100-00-00-35500	MAIL-IN FINES	74,721	45,394	51,102	57,068	61,073
100-00-00-35700	ADMINISTRATIVE TOW FINES	134,366	107,582	121,376	104,533	116,000
100-00-00-35800	ABATEMENT FINES	150	750	1,347	0	0
100-00-00-35900	OTHER FINES	26,315	23,380	31,119	0	0
NET OF REVENUES - FINES		629,943	422,111	506,393	452,031	471,815
TRANSFERS IN						
100-00-00-39110	TRANSFER FROM ARPA FUND	0	0	1,397,996	1,397,996	1,837,285
100-00-00-39120	TRANSFER FROM SAFER GRANT	0	0	0	0	851,566
100-00-00-39200	TRANSFER FROM TRANSPORTATION FUND	19,444	25,000	25,000	25,000	25,000
100-00-00-39223	TRANSFER FROM SSA #3 FUND	500	500	500	500	500
100-00-00-39224	TRANSFER FROM SSA #4 FUND	500	500	500	500	500
100-00-00-39226	TRANSFER FROM SSA #6 FUND	500	500	500	500	500
100-00-00-39230	TRANSFER FROM SSA #30 FUND	0	0	97,500	97,500	97,500
100-00-00-39234	TRANSFER FROM SSA #14 FUND	500	500	500	500	500
100-00-00-39260	TRANSFER FROM TIF #1 FUND	46,666	5,000	0	0	0
100-00-00-39280	TRANSFER FROM CDBG FUND	89,314	92,038	80,000	80,000	90,000
100-00-00-39285	TRANSFER FROM REHAB FUND	2,380	0	0	0	0
100-00-00-39420	TRANSFER FROM CAPITAL EQUIP FUND	0	500,000	0	0	0
100-00-00-39600	TRANSFER FROM WATER FUND	321,800	311,000	311,000	311,000	311,000
100-00-00-39680	TRANSFER FROM REFUSE FUND	124,000	360,000	360,000	219,000	219,000
NET OF REVENUES - TRANSFERS IN		605,604	1,295,038	2,273,496	2,132,496	3,433,351
TOTAL GENERAL FUND REVENUES		**38,704,008**	**38,589,512**	**39,681,181**	**41,676,988**	**43,292,155**

General Fund Expenditures

The mission of the City of DeKalb is to deliver high quality municipal services to those who live, work, learn in, and visit our community. General Fund expenditures represent the costs associated with providing those services. Expenditures are broken down into five categories, each containing numerous individual account lines. The FY2022 Budget includes $41,056,966 in General Fund expenditures.

GENERAL FUND EXPENDITURE SUMMARY

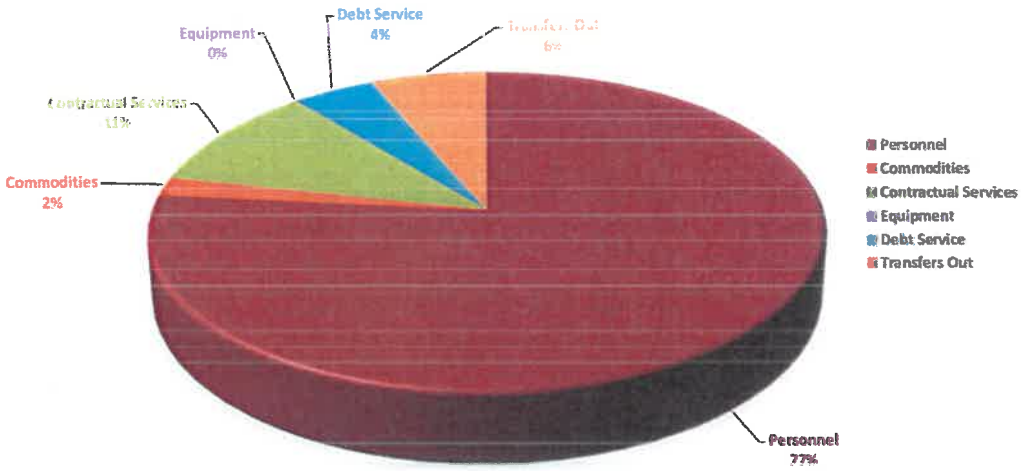

Personnel

Personnel costs account for76.76% of total General Fund expenditures, or $31,513,525 for FY2022. This expenditure category includes salaries and wages, overtime, employer pension contributions, and employer health insurance costs. Employee wages have remained fairly level since FY2017, largely due to staffing reductions. The ARP funding and SAFER grant awarded in 2021 will allow the City government to restore pre-pandemic staffing levels in the Fire, Police and Public Works areas and progress toward strategic staffing levels consistent with the public's service expectations.

- **Fire and Police Pensions:** The rising costs associated with public safety pensions continue to impact the General Fund. In FY2022, the actuarially determined City contribution for the Fire and Police Pension Funds is $8,123,459, which is an increase of $226,348 from FY2021. The 2021 City levy will only cover $6,845,317 of this fiduciary obligation, requiring another $1,278,142 in General Fund revenues to cover the pension obligation.

- **IMRF Pensions:** The City's General Fund contribution to IMRF is 14.89% of salary in 2022. The FY2022 employer contribution of $572,853 is attributable to COVID-related freezes in related hiring following several retirements in 2021.

- **Health Insurance:** The cost of health insurance premiums will increase in FY2022 by an estimated $221,303 (5%) as a result of the City's claims experience. Premium costs for the City's PPO plan increased while HMO premiums fell slightly. Total General Fund expenditures for FY2022 are budgeted at $4,588,857.

Contractual Service

Services provided to the City by others are classified as Contractual Services and represent $4,324,150 in FY2022, an increase of $371,688 (9.4%) from the Amended FY2020 Budget. This category includes expenditures such as the maintenance of buildings, equipment, software, and vehicles; engineering services; legal services; training and travel expenses; and utilities. Also included in this category is $1,717,956 in payments to other government agencies through tax sharing agreements. Notable FY2022 expenditures in Contractual Services include:

- **Maintenance – Vehicles ($175,039):** The aggressive lease program entered in 2020 should level this cost center going forward, but the City's aging fleet was unaddressed for too many years to easily find that "sweet" spot in annual expenses going forward.

- **Maintenance – Software ($369,765):** Before the 2020 Budget, these costs were spread across various account lines; however, the City Manager felt it was more transparent to show the total recurring cost of computer software licenses and agreements in one budget line. The projected FY2022 expenses in this category are up by about 2.7%.

- **Snow Removal Services:** As in FY2021, the cost of snow removal on arterial and downtown streets is budgeted at a total cost of $80,000.

Transfers Out

Any transfer of funds from the General Fund to other City funds is represented in this category. Transfers Out in FY2022 are increased primarily because of the $800,000 transfer from the General Fund reserve to the Capital Equipment Replacement Fund (Fund 420) to purchase a replacement fire engine. Additionally, the shortfall in property tax revenues to cover the City's Fire and Police pension obligations as well as the $495,000 in the Library GO bond payment require additional general revenue outlays to the City's pension funds and Library Fund.

Commodities

Items purchased for use by the City are categorized as Commodities. The FY2022 Budget for this category is $759,358 or 1.85% of the General Fund expenditures. The increase of $54,388 over the projected year-end FY2021 Budget is largely attributable to the increases in fuel, oil and lubricants. The following expenditures are of note in this category:

- **Supplies/Parts – Vehicles ($127,733):** As previously noted, the cost to maintain our aging fleet is significant. These purchases typically represent the material costs for the City mechanics to repair and maintain fleet vehicles. Staff labor time is not accounted for in this line item.

- **Ice/Snow Control Supplies ($1,618):** As in FY2021, these costs have been shifted to the Motor Fuel Tax Fund (Fund 210) which offers state motor fuel tax support for the program.

- **Fuel, Oil, & Lubricants ($281,366):** As noted above, the City's costs have increased as both retail and wholesale fuel prices increase.

Equipment

In FY2022, the City has budgeted $33,500 for minor equipment within the General Fund budget. Items in this category include capital items with a value of more than $5,000 but less than $10,000. Items with a value in excess of $10,000 are budgeted in the Capital Equipment Replacement Fund (Fund 420).

GENERAL FUND REVENUE SUMMARY

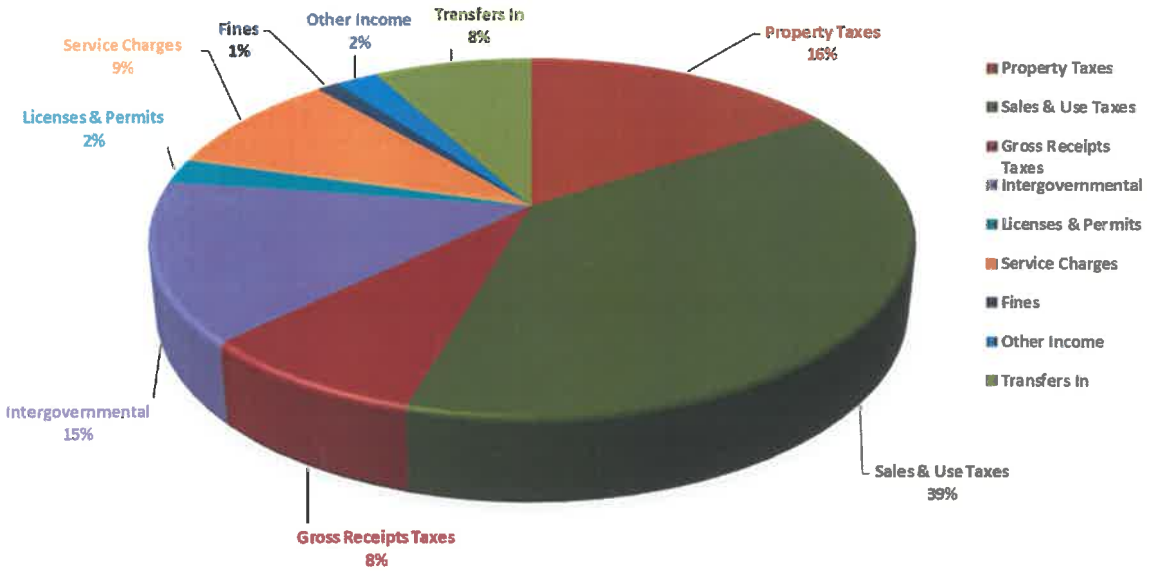

GENERAL FUND EXPENDITURE SUMMARY

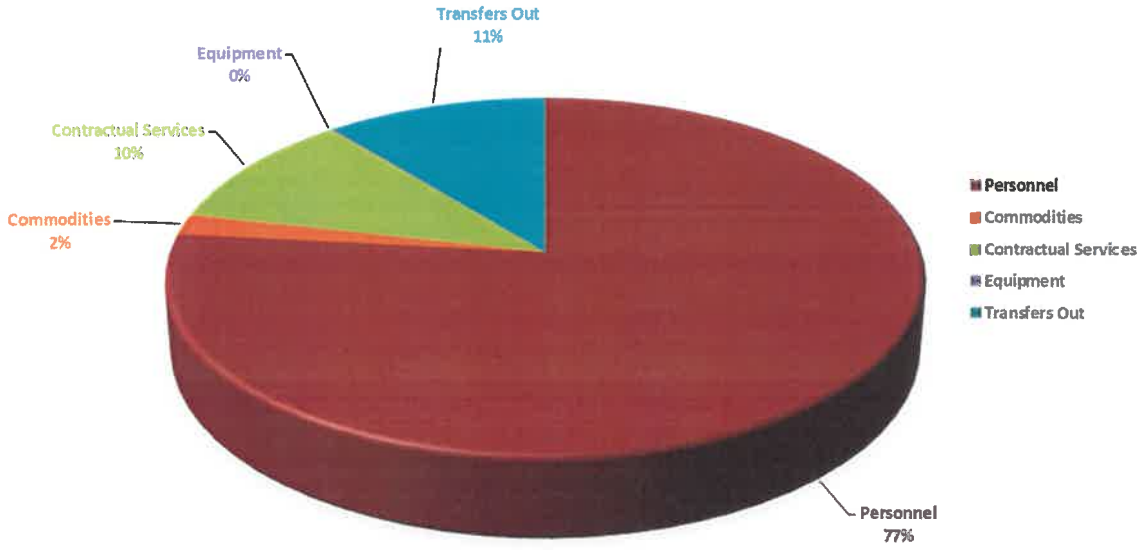

CITY OF DEKALB

GL NUMBER	DESCRIPTION	2019 ACTIVITY	2020 ACTIVITY	2021 AMENDED BUDGET	2021 PROJECTED ACTIVITY	2022 REQUESTED BUDGET
GENERAL FUND EXPENDITURE - SUMMARY						
PERSONNEL						
41100	WAGES - FULL-TIME	14,763,385	14,697,074	14,689,649	14,846,964	16,180,051
41200	WAGES - PART-TIME	482,208	411,979	583,531	564,947	455,954
41300	WAGES - OVERTIME	1,575,524	2,112,903	1,418,500	1,963,153	1,585,900
41400	LONGEVITY PAY	129,900	122,371	115,191	115,191	109,747
41500	CLOTHING ALLOWANCE	109,154	104,012	107,782	107,782	123,061
41550	CAR ALLOWANCE	6,266	3,037	2,925	2,925	2,925
41600	WELLNESS BONUS	5,550	4,200	7,800	7,800	7,800
41650	EDUCATION BONUS	5,125	4,875	0	0	
42100	EMPLOYER PORTION FICA	487,804	485,607	514,851	522,077	589,996
42200	EMPLOYER PORTION IMRF	496,817	592,656	586,810	577,097	572,853
42300	EMPLOYER CONTRIB/PENSION	6,582,771	7,394,223	6,522,457	6,522,457	6,845,317
42500	EMPLOYEE HEALTH INSURANCE	4,064,176	4,121,229	4,362,325	4,367,554	4,588,857
42600	WORKER'S COMPENSATION	512,375	512,375	312,345	312,345	451,064
PERSONNEL		**29,221,055**	**30,566,541**	**29,224,166**	**29,910,292**	**31,513,525**
COMMODITIES						
51000	BOARDS & COMMISSIONS	3,326	3,260	3,750	4,110	4,135
51300	SUPPLIES/PARTS-BUILDINGS	27,407	26,940	24,100	47,900	26,492
51410	SUPPLIES/PARTS-STREETS	39,021	40,853	0	0	10,000
51430	SUPPLIES/PARTS-STORM SEWERS	12,992	7,975	23,000	15,500	24,815
51500	SUPPLIES/PARTS-EQUIPMENT	169	4,256	8,125	6,000	7,237
51600	SUPPLIES/PARTS-TECHNOLOGY	23,836	24,238	25,000	25,000	25,000
51700	SUPPLIES/PARTS-VEHICLES	125,508	122,704	138,200	117,250	127,733
51997	STREETLIGHTS, PARTS	12,857	6,993	15,000	23,500	16,184
51998	TRAFFIC & STREET SIGNS	27,022	22,758	0	0	0
51999	SUPPLIES/PARTS-TRAFFIC SIGNALS	17,504	28,211	0	0	0
52000	OFFICE SUPPLIES	14,009	17,847	15,998	14,665	16,065
52500	JANITORIAL SUPPLIES	12,281	15,119	14,500	13,300	15,859
52600	PATROL SUPPLIES & EQUIPMENT	54,750	59,220	52,500	52,500	56,675
52700	INVESTIGATION SUPPLIES & EQUIPMENT	11,161	13,504	6,500	8,000	8,075
52800	FIREFIGHTING SUPPLIES & EQUIPMENT	34,196	9,481	10,700	12,500	12,121
52900	AMBULANCE SUPPLIES & EQUIPMENT	29,634	62,226	34,300	39,500	38,856
53099	ACTIVITIES & SUPPLIES	0	492	1,350	1,200	1,232
53100	ICE/SNOW CONTROL SUPPLIES	195,206	93,216	1,500	1,500	1,618
53300	SMALL TOOLS & EQUIPMENT	7,239	12,165	10,520	10,320	11,905
54000	UNIFORMS/PROTECTIVE CLOTHING	42,633	30,086	27,515	55,500	39,984
55000	FUEL, OIL, & LUBRICANTS	228,473	163,340	228,925	235,175	281,366
58110	DUI FINES EXPENDITURES	2,027	1,047	10,000	8,800	10,700
58120	ANTI-CRIME EXPENDITURES	369	0	7,600	4,000	8,000
58130	CRIME LAB EXPENDITURES	0	0	950	250	1,025
58140	POLICE FORFEITURES EXPENDITURE	1,500	5,502	10,493	6,500	11,281
59999	COMMODITIES	5,421	2,713	2,200	2,000	3,000
COMMODITIES		**928,541**	**774,146**	**672,726**	**704,970**	**759,358**
CONTRACTUAL SERVICES						
61100	MAINTENANCE-GROUNDS	15,763	10,429	27,500	18,000	28,972
61300	MAINTENANCE-BUILDINGS	74,107	61,249	67,485	67,500	71,219
61400	MAINTENANCE-INFRASTRUCTURE	26,211	13,527	27,340	22,000	28,803
61420	MAINTENANCE-STREETS	0	2,250	10,500	0	11,062
61430	MAINTENANCE-STORM SEWERS	990	9,917	10,000	0	10,535
61450	MAINTENANCE-SIDEWALKS	4,335	0	0	0	0
61500	MAINTENANCE-EQUIPMENT	53,076	134,906	124,585	127,560	135,138
61599	WARNING SIRENS	6,480	6,720	6,800	6,960	7,164
61700	MAINTENANCE-VEHICLES	148,006	129,946	143,732	193,700	175,039
61800	MAINTENANCE-SOFTWARE	(1,720)	306,110	360,000	360,000	369,765
62099	PRINTED MATERIALS	34,550	24,248	25,266	23,533	25,859
62100	FINANCIAL SERVICES	33,109	31,353	37,369	37,369	38,030
62200	LEGAL SERVICES	184,033	178,249	195,000	195,000	185,000
62300	ARCHITECT/ENGINEERING SERVICES	122,523	48,348	0	1,000	0
62400	TECHNOLOGY SERVICES	3,489	18,085	17,820	17,820	19,820
62600	MEDICAL SERVICES	21,050	29,737	31,950	31,950	35,072
62700	HUMAN & SOCIAL SERVICES	144,500	134,000	150,000	150,000	200,000

CITY OF DEKALB

GL NUMBER	DESCRIPTION	2019 ACTIVITY	2020 ACTIVITY	2021 AMENDED BUDGET	2021 PROJECTED ACTIVITY	2022 REQUESTED BUDGET
62800	UNEMPLOYMENT INSURANCE SERVICES	10,355	10,158	12,000	12,000	10,000
62900	PERSONNEL RECRUITMENT SERVICES	25,187	34,225	53,000	58,000	55,000
63000	SPECIAL EVENT SERVICES	1,628	5,437	3,400	3,400	3,600
63100	FORESTRY SERVICES	58,275	53,001	76,000	76,000	100,000
63300	NUISANCE ABATEMENT SERVICES	60	295	11,000	7,000	9,000
63400	SNOW REMOVAL SERVICES	19,388	31,388	80,000	80,000	80,000
63500	TOWING SERVICES	2,970	1,970	1,000	1,000	1,700
63600	WEATHER SERVICES	6,598	3,384	3,200	3,200	3,371
63700	DEVELOPMENTAL SERVICES	110,000	106,000	109,248	109,248	110,000
63800	CONTRACTED SERVICES	643,846	253,767	344,139	322,362	363,408
64000	UTILITIES	22,958	19,576	18,700	17,200	19,816
64100	ELECTRIC SERVICES	30,158	27,358	80,000	62,500	80,000
64500	TELEPHONE SERVICES	107,346	100,421	97,385	98,915	101,738
64600	CABLE/INTERNET SERVICES	0	1,131	0	0	0
65100	FREIGHT & POSTAGE	19,468	1,171	21,295	17,650	20,879
65200	MARKETING ADS & PUBLIC INFO	11,585	70,012	5,250	1,000	2,288
65300	LEGAL EXPENSES & NOTICES	22,707	19,542	14,993	17,166	17,509
65400	TAXES, LICENSES, & FEES	23,541	3,429	12,000	13,495	12,643
65500	RENTAL-BLDG & EQUIP	736	1,543	1,400	1,000	1,475
66100	DUES & SUBSCRIPTIONS	26,585	23,025	23,350	24,137	25,882
66200	TRAINING/TRAVEL	90,413	75,907	116,605	118,365	156,364
66300	TRAVEL EXPENSES	1,613	0	1,000	1,000	1,000
68750	TAX SHARING AGREEMENTS	1,835,699	1,567,783	1,550,000	1,675,000	1,717,956
69200	SURETY BONDS	70,000	70,000	62,150	62,150	67,317
69700	SPECIAL PROJECTS	47,396	15,922	20,000	27,500	21,726
CONTRACTUAL SERVICES		**4,059,014**	**3,635,519**	**3,952,462**	**4,061,680**	**4,324,150**
EQUIPMENT						
86000	EQUIPMENT	10,636	6,616	9,500	6,500	9,800
86100	TECHNOLOGY EQUIPMENT	11,071	11,973	18,000	18,000	18,000
86200	OFFICE FURNITURE & EQUIPMENT	291	420	0	0	1,500
86300	TELEPHONE & RADIO EQUIPMENT	50,258	913	3,500	3,500	4,200
EQUIPMENT		**72,256**	**19,922**	**31,000**	**28,000**	**33,500**
DEBT SERVICES						
75000	DEBT SERVICE - PRINCIPAL	0	0	0	0	0
76000	DEBT SERVICE - INTEREST	0	0	0	82,812	0
DEBT SERVICES		**0**	**0**	**0**	**82,812**	**0**
TRANSFERS OUT						
91300	TRANSFER TO DEBT SERVICE FUND	1,801,827	1,778,985	0	0	1,880,280
91400	TRANSFER TO CAPITAL PROJECTS FUND	36,756	0	22,500	22,500	800,000
91420	TRANSFER TO CAPITAL EQUIPMENT FUND	75,000	1,700	25,000	25,000	0
91650	TRANSFER TO AIRPORT FUND	0	51,000	0	0	0
91700	TRANSFER TO WORK COMP/LIABILITY FUND	0	0	350,000	350,000	0
91710	TRANSFER TO HEALTH INSURANCE FUND	0	0	45,000	45,000	0
91830	TRANSFER TO POLICE PENSION FUND	0	0	628,287	628,287	583,727
91850	TRANSFER TO FIRE PENSION FUND	0	0	746,368	746,368	694,415
91900	TRANSFER TO LIBRARY FUND	0	0	484,650	484,650	495,000
TRANSFERS OUT		**1,913,583**	**1,831,685**	**2,301,805**	**2,301,805**	**4,453,422**
TOTAL GENERAL FUND EXPENDITURES		**36,194,449**	**36,827,813**	**36,182,159**	**37,089,559**	**41,083,955**

CITY OF DEKALB ORGANIZATIONAL CHART

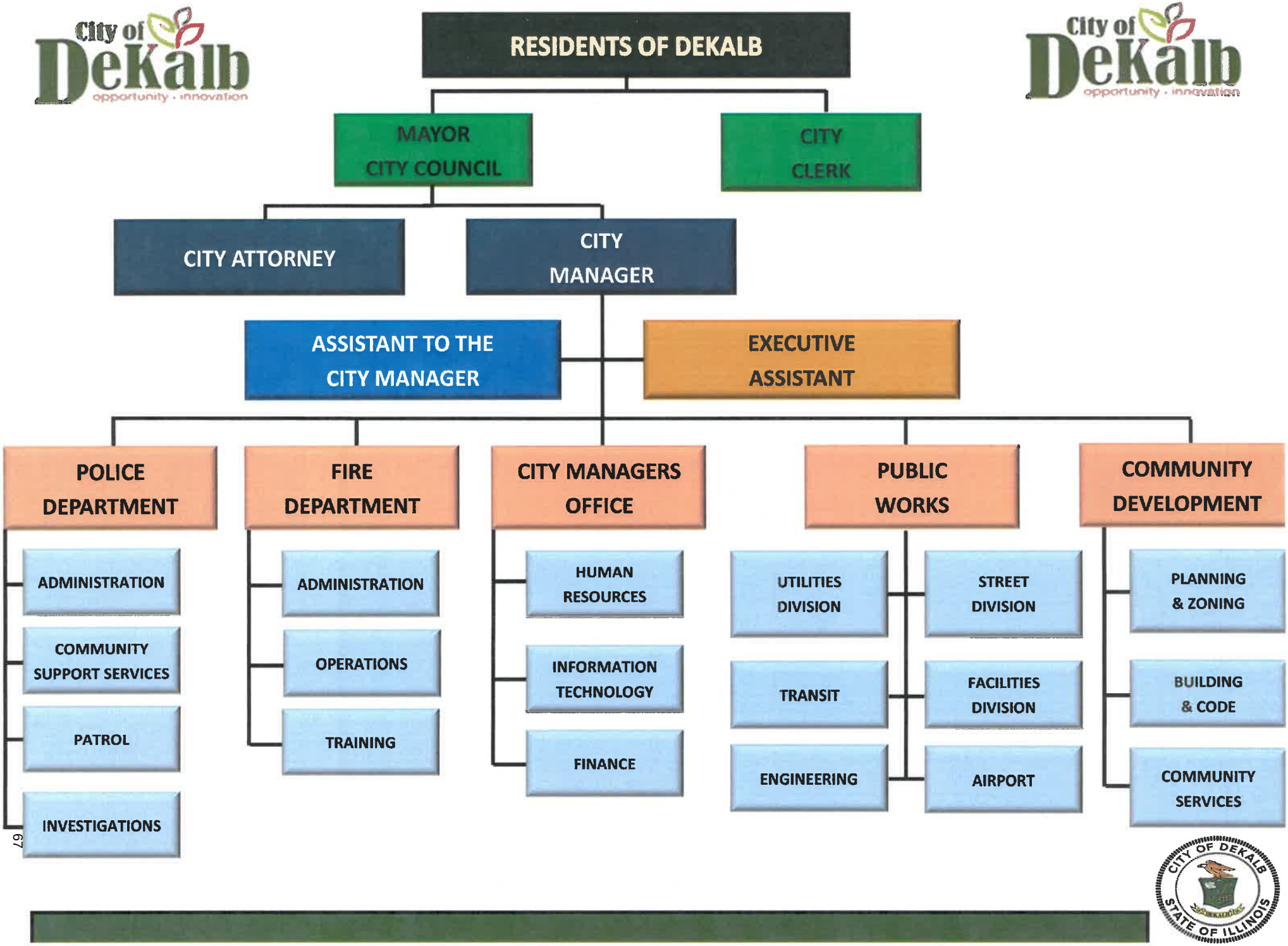

Legislative

Department Introduction

The Legislative Department encompasses all activities of the City Council, which is the primary governing and policy-making body of the City. The City Council is elected for staggered four-year terms and is comprised of the Mayor, who is elected at-large, and seven Aldermen, who are elected by wards. The City Council conducts regular meetings and Committee of the Whole meetings on the second and fourth Mondays of each month.

The City Clerk is also included in the Legislative Department. The City Clerk is elected at-large for a four-year term and is responsible for noting the voting record at City Council meetings, preparing minutes of City Council meetings, attesting the Mayor's signature, and applying the City Seal to ordinances, resolutions and agreements. In the absence of the City Clerk or at the direction of the Mayor and Council, the Executive Assistant assumes all of these functions.

All elected officials of the City are considered part-time and are compensated annually in an amount established by the DeKalb Municipal Code. The compensation of our elected officials for FY2022 is shown below:

- Mayor $22,500
- Council Member $5,400
- City Clerk $8,000

The Legislative Department also includes funding for the DeKalb Municipal Band. The Band started in 1854 as the "DeKalb Silver Cornet Band" and it has existed continuously since that date making it the longest continuously serving municipal band in the State of Illinois.

CITY OF DEKALB

GL NUMBER	DESCRIPTION	2019 ACTIVITY	2020 ACTIVITY	2021 AMENDED BUDGET	2021 PROJECTED ACTIVITY	2022 REQUESTED BUDGET
Dept 10-10 - LEGISLATIVE - ELECTED OFFICALS						
PERSONNEL						
100-10-10-41200	WAGES - PART-TIME	63,871	64,886	64,885	64,885	64,885
100-10-10-42100	EMPLOYER PORTION FICA	4,887	4,965	4,964	4,964	4,964
EXPENDITURES - PERSONNEL		68,758	69,851	69,849	69,849	69,849
COMMODITIES						
100-10-10-52000	OFFICE SUPPLIES	514	559	420	420	610
100-10-10-53099	ACTIVITIES & SUPPLIES	0	191	100	100	0
EXPENDITURES - COMMODITIES		514	750	520	520	610
CONTRACTUAL SERVICES						
100-10-10-62099	PRINTED MATERIALS	476	68	0	200	0
100-10-10-64500	TELEPHONE SERVICES	24	30	0	30	0
100-10-10-65300	LEGAL EXPENSES & NOTICES	4,042	4,551	2,000	2,000	2,500
100-10-10-66100	DUES & SUBSCRIPTIONS	3,490	3,398	3,665	3,665	3,175
100-10-10-66200	TRAINING/TRAVEL	6,191	329	9,170	9,170	7,970
100-10-10-66300	TRAVEL EXPENSES	1,613	0	1,000	1,000	1,000
EXPENDITURES - CONTRACTUAL SERVICES		15,836	8,376	15,835	16,065	14,645
EXPENDITURES - 10-10 - LEGISLATIVE - ELECTED OFFICALS		**85,108**	**78,977**	**86,204**	**86,434**	**85,104**

CITY OF DEKALB

GL NUMBER	DESCRIPTION	2019 ACTIVITY	2020 ACTIVITY	2021 AMENDED BUDGET	2021 PROJECTED ACTIVITY	2022 REQUESTED BUDGET
Dept 10-11 - LEGISLATIVE - MUNICIPAL BAND						
CONTRACTUAL SERVICES						
100-10-11-63800	CONTRACTED SERVICES	38,250	43,250	41,088	41,088	41,088
EXPENDITURES - CONTRACTUAL SERVICES		38,250	43,250	41,088	41,088	41,088
EXPENDITURES - 10-11 - LEGISLATIVE - MUNICIPAL BAND		**38,250**	**43,250**	**41,088**	**41,088**	**41,088**

CITY ADMINISTRATION ORGANIZATIONAL CHART

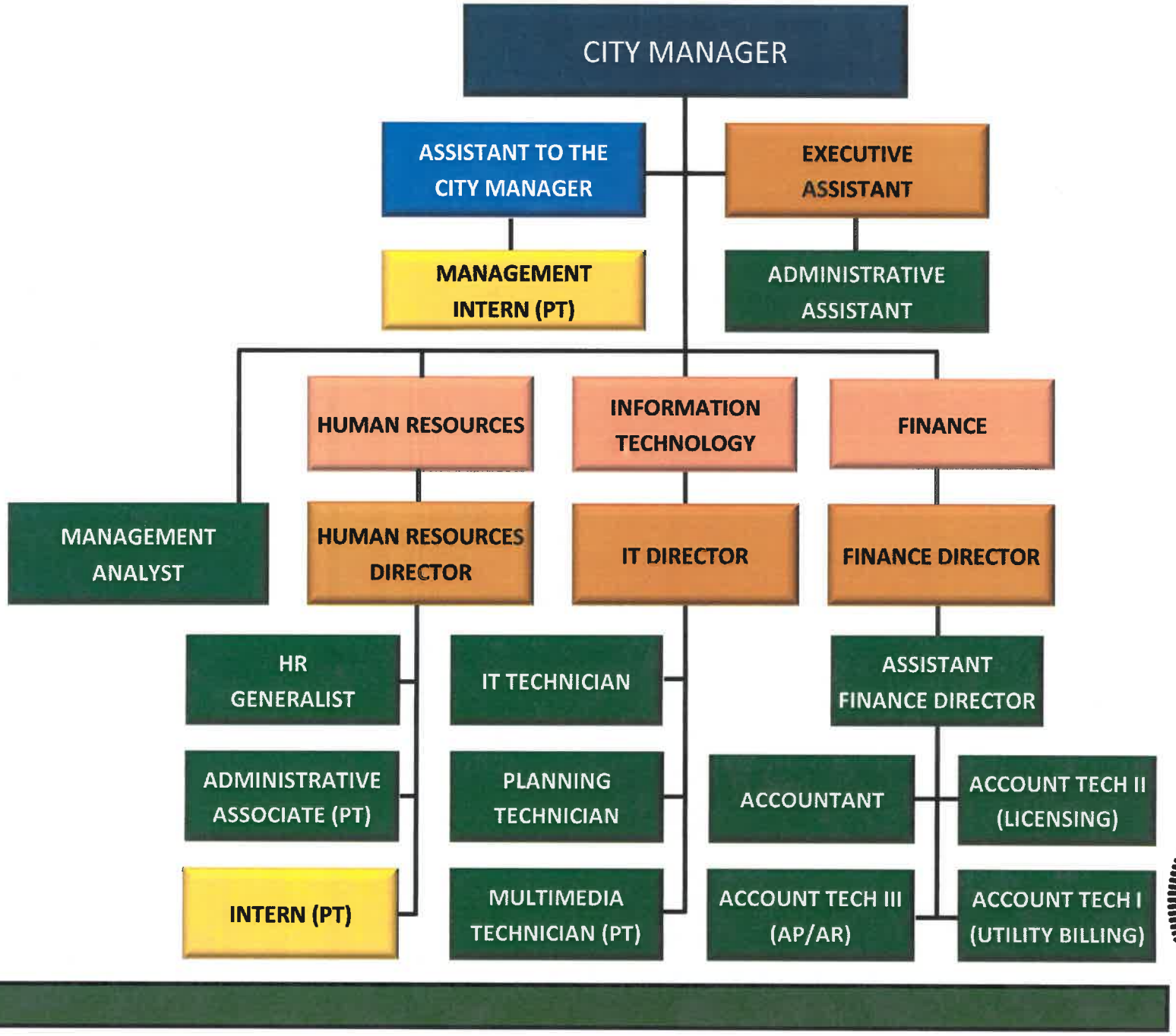

CITY MANAGERS OFFICE ORGANIZATIONAL CHART

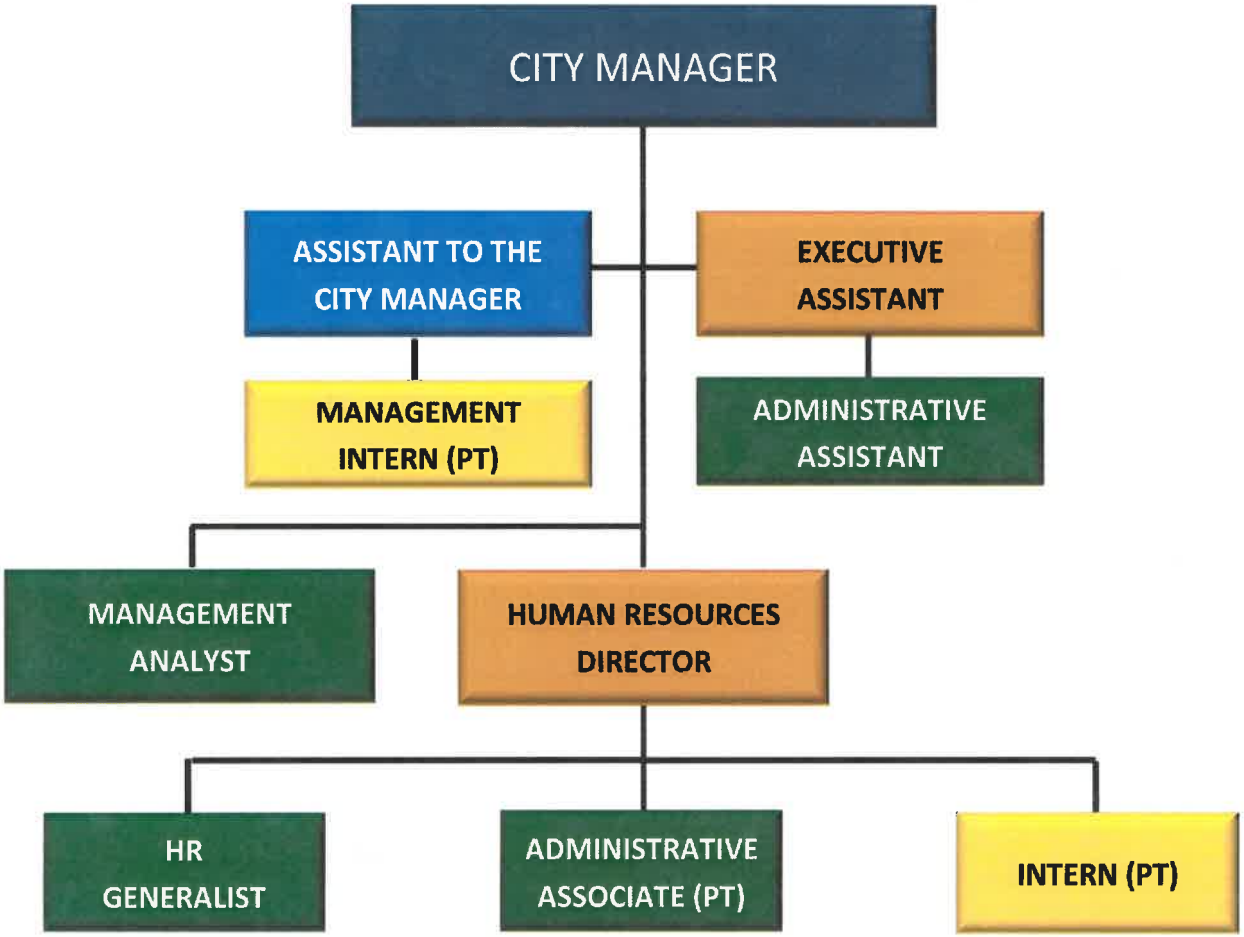

City Manager's Office

Department Introduction

The City of DeKalb has operated under the Council-Manager form of government since 1961. Within this system of local government, the City Manager is the chief operating and administrative officer. All policymaking is performed by the elected Mayor and City Council (the "corporate authorities"), and the City Manager is responsible to the Council for the proper management and execution of all Council policies. The City Manager appoints and removes all officers, department heads, and employees of the City, with the exception of the City Clerk.

The City Manager's Office is responsible for coordinating the daily operations of all municipal departments. The City Manager has the authority to serve as acting department head during any department head vacancies or delegate such responsibilities. The authority of any department head or subordinate employee is derived from the authority of the City Manager and is subject to the oversight and supervision of the City Manager. In FY2022 as in FY2020 and FY2019, the City Manager will serve as the community development director and the public works director.

The City Manager's Office is also responsible for a broad range of administrative duties. These include records management, which involves preparing, maintaining and retaining many of the City's records, such as City Council minutes, ordinances, resolutions, agreements, contracts, leases, bonds, deeds, easements, permits, and petitions, as well as assisting with administering the oaths of appointed and elected officials. The City Manager's Office prepares ordinances and resolutions for City Council meetings; prepares and distributes City Council agendas as well as agendas for the TIF Joint Review Board, Finance Advisory Committee, Economic Development Commission, Human Relations Commission, and various volunteer committees. The Office is responsible for updates to the Municipal Code. The Office also serves as an alternate registrar for the County Clerk by registering voters and assisting with accepting petitions from candidates for all City elections.

The City Manager's Office oversees the City's mass communication and community engagement efforts, which include administration of the City's website, social media platforms, employee intranet, and community e-newsletter. The Office staff manage all Freedom of Information Act (FOIA) requests except for those submitted to the Police Department and are responsible for coordination with department representatives to ensure FOIA responses are made to the requestors in a timely manner. Most of the FOIA duties fall to the Management Analyst position within the City Manager's Office.

The City Manager's Office supports the work of the contracted City Attorney to prosecute all ordinance and code violations in court and in the administrative hearing process. The Office maintains all files related to current ordinance violations and administrative hearing cases, in addition to documenting and recording all liens or release of liens for properties within the City. The Office also maintains all files relating to pending City litigation in claims where the City Attorney represents the City's interest and coordinates the City's efforts in furtherance of such litigation. Office staff manage all primary interaction with the City's various insurers, including insurance renewal, claim submission, coordination of defense of claims, pre-litigation efforts to collect on damages owed to the City for property damage or subrogation

related matters, and insurance coverage issues. The Office also conducts a preliminary review of all claims brought against the City, in evaluating whether to accept or reject such claims, or whether to submit them to the City's insurers. The Office manages all bankruptcy filings, class action filings and related matters pertaining to City contractors, utility customers and other parties with whom the City has a contractual relationship. Further, the Office manages interaction with any state or federal agencies in any administrative or adjudicative proceedings.

The City's Finance office, Human Resources, and IT functions also fall within the City Manager's Office and their functions are detailed in the pages that follow. Finally, and very importantly, the City's economic development and business attraction efforts are led by the City Manager. The development of new industrial and commercial businesses including the Ferrara Candy Company, Facebook, and Project Barb and their ongoing, phased development will require the City Manager's abiding attention in FY2022. The redevelopment of the City's downtown core with the assistance of the City's tax increment financing (TIF) program has also been an abiding interest of the department for several years and will continue to be as TIF #1 expires and TIF #3 becomes the principal focus of City financial assistance to eligible private redevelopment initiatives.

Staffing Level	FY2018	FY2019	FY2020	FY2021	FY2022
FT	6	6	5	5	5
PT	2	1	1	1	1
Total (FTE)	**7**	**6.5**	**5.5**	**5.5**	**5.5**

FY2021 Accomplishments

Appointment of New Police Chief: David Byrd was appointed Police Chief on March 8, 2021 and officially sworn on his first day of work by Judge Ron Matekaitis, May 3, 2021. Chief Byrd succeeded acting Police Chief Bob Redel who led the department ably and well from June 2, 2020. Chief Byrd's appointment followed a rigorous search that featured a diverse search committee of community members, including Earnell Brown, John Walker, Monique Bernoudy, Lisa King, Will Heinisch, Glenn Roby, Mike Pittsley, and Don Thomas. The selection process also included interviews with a city employee committee, a panel of local law enforcement leaders, an hour's Q&A before all available Police department employees, and an hour with the City Manager.

Appointment of New Fire Chief: A similar citizen panel has been created to select the successor to Fire Chief Jeff McMaster, who announced his retirement, effective November 27, 2021. Upon his retirement, Chief McMaster will have completed 26 dedicated years as a firefighter with the City of DeKalb.

Management of the City's TIF Program: On December 31, 2021 the Central Area Tax Increment Financing Redevelopment Area (TIF #1) will be terminated according to the provisions of Ordinance 2021-043. The termination follows the consensus of the TIF Joint Review Board whose participating governmental bodies reached agreement on an intergovernmental agreement dated November 15, 2020 that directed the termination by 12/31/2021. With the termination of TIF #1 in the 2021 tax year, the "recovered" TIF value is treated the same as new property for taxation purposes. The recovered TIF value is $59,148,535 in 2021.

The City Manager's Office also coordinated the TIF redevelopment program in 2021.

Annie Glidden North (AGN) Redevelopment: The pattern of landlord neglect and cynical indifference to tenant health and safety at a number of large, multi-family rental properties owned by the Hunter management group continued to bedevil community and neighborhood relations in the Annie Glidden North area in 2021. The Administration coordinated waves of life-safety inspections with the collaboration of the Fire Department, Building Department and legal services. Additionally, the City Manager and the City Attorneys (Donahue & Rose) achieved a number of court judgments and settlements, the most important of which was a settlement agreement (April 21, 2021) that allowed the City to exercise an option to purchase the Hunter Hillcrest property at 1011-1027 Hillcrest Drive. The City notified the owners of Hunter Hillcrest on May 10, 2021 of the Council's intention to exercise that option, and on August 23, 2021, the Council voted to purchase the complex at the agreed appraised price of $1,185,000. The City closed on the property on October 18 and has been assisting the tenants in relocation.

Collective Bargaining: The City Manager and the Assistant to the City Manager, Josh Boldt, have represented the City's management in a number of minor contract disputes over the past year, all of which have been amicably resolved. The City and AFSCME Local 813 are currently involved in the negotiation of a multi-year collective bargaining agreement to replace the current agreement which expires on December 31, 2021.

FY2022 Initiatives

Downtown Streetscape Upgrade and Reconfiguration. Preliminary concepts for making the downtown business district more "walkable" and a preferred destination for shopping, dining, renting and entertainment have been discussed with the Council, our downtown stakeholders, and IDOT since the beginning of 2020. Final engineering plans are awaiting IDOT approval and the actual streetscape work will be accomplished in FY2022 with TIF #3 funding.

Chicago West: The development of the Facebook and Ferrara sites has generated market interest in this business park and surrounding area, and influenced the decision of Project Barb to commit to the development of a 700,000 square foot warehouse and distribution center on a 58-acre parcel in the business park in late July, 2021. Further interest has materialized in the remaining 160-acre parcel between the Project Barb site and Peace Road, north of Gurler Road.

Park 88: The City Manager is assisting the Park's ownership group in the attraction of new business to the several prime infill lots suitable for large-scale distribution and manufacturing.

AGN Redevelopment: With ARP funds and other resources to continue and intensify redevelopment, the City Manager will lead the City staff in the relocation of all Hunter Hillcrest tenants within six months (or by April 20, per certified mailings to all tenants and the terms of the leases inherited by the City). The demolition of the complex will quickly follow. Additionally, the City Manager and City Engineer will propose a number of preliminary plans for Council and AGN neighborhood discussion in the late winter and spring that will include cul-de-sacs terminating Kimberly and Edgebrook Drives at Blackhawk Road.

Comprehensive Land Use Planning: The pace of business and redevelopment in 2021 prevented the City's Planning Director and City Manager from drafting a substantive document for Council review and discussion. The planning landscape is particularly rich given the lively commercial and industrial interest in our community. The goal is to prepare and present an outline for a new Comp Plan to the Council in the early Spring of 2022.

Belonging: As noted in Section Two of this budget document, a vitally important feature of DeKalb's social and intellectual landscape in the past 18 months has been the rise of the Belonging movement. The murder of George Floyd engendered a national conversation focusing on continuing obstacles to racial equity and social justice. The conversation was taken up by the DeKalb community in the streets, in parks, in churches, in schools, and in municipal public meetings. Significant steps were taken by the DeKalb city council and administration to bring more transparency and accountability to law enforcement policies and practices, to address public safety issues in certain large apartment complexes, and to build hope out of intense community engagement and action. Substantive steps toward sustained engagement include the City's donation of a vacant office building as a "Belonging Center" to support start-up agencies exploring issues that create division; virtual exhibits developed by the DeKalb County History Center and the Ellwood House Museum to investigate the history of race relations in DeKalb; and traveling photo exhibits promoting belonging among individuals who live, work and study in DeKalb. These new threads of community will be tended and strengthened in 2022.

CITY OF DEKALB

GL NUMBER	DESCRIPTION	2019 ACTIVITY	2020 ACTIVITY	2021 AMENDED BUDGET	2021 PROJECTED ACTIVITY	2022 REQUESTED BUDGET
Dept 15-12 - CITY MANAGERS OFFICE - ADMINISTRATION						
PERSONNEL						
100-15-12-41100	WAGES - FULL-TIME	367,119	388,037	400,198	390,065	379,402
100-15-12-41200	WAGES - PART-TIME	18,670	14,291	0	0	0
100-15-12-41300	WAGES - OVERTIME	8,936	0	500	500	1,200
100-15-12-41550	CAR ALLOWANCE	2,813	3,037	2,925	2,925	2,925
100-15-12-42100	EMPLOYER PORTION FICA	29,492	28,678	30,244	28,401	28,497
100-15-12-42200	EMPLOYER PORTION IMRF	45,634	57,646	58,687	56,774	47,135
100-15-12-42500	EMPLOYEE HEALTH INSURANCE	63,563	52,705	74,747	74,747	69,336
100-15-12-42600	WORKER'S COMPENSATION	1,074	1,074	655	655	946
EXPENDITURES - PERSONNEL		537,301	545,468	567,956	554,067	529,441
COMMODITIES						
100-15-12-52000	OFFICE SUPPLIES	773	1,393	1,000	600	600
100-15-12-53099	ACTIVITIES & SUPPLIES	0	88	250	100	100
EXPENDITURES - COMMODITIES		773	1,481	1,250	700	700
CONTRACTUAL SERVICES						
100-15-12-62099	PRINTED MATERIALS	1,077	238	1,000	1,000	1,000
100-15-12-62200	LEGAL SERVICES	183,719	178,249	195,000	195,000	185,000
100-15-12-63000	SPECIAL EVENT SERVICES	991	4,899	1,000	1,000	1,000
100-15-12-63800	CONTRACTED SERVICES	0	0	8,250	16,222	16,222
100-15-12-64500	TELEPHONE SERVICES	2,335	1,520	1,500	1,500	1,500
100-15-12-65100	FREIGHT & POSTAGE	0	141	150	0	0
100-15-12-65200	MARKETING ADS & PUBLIC INFO	0	11,725	2,500	400	250
100-15-12-65300	LEGAL EXPENSES & NOTICES	13,845	10,490	9,500	9,976	9,750
100-15-12-66100	DUES & SUBSCRIPTIONS	2,629	1,870	999	2,163	2,039
100-15-12-66200	TRAINING/TRAVEL	2,509	1,417	1,000	200	200
100-15-12-69700	SPECIAL PROJECTS	24,500	3,773	10,000	10,000	10,000
EXPENDITURES - CONTRACTUAL SERVICES		231,605	214,322	230,899	237,461	226,961
EXPENDITURES - 15-12 - CITY MANAGERS OFFICE - ADMINISTRATION		**769,679**	**761,271**	**800,105**	**792,228**	**757,102**

HUMAN RESOURCES DEPARTMENT ORGANIZATIONAL CHART

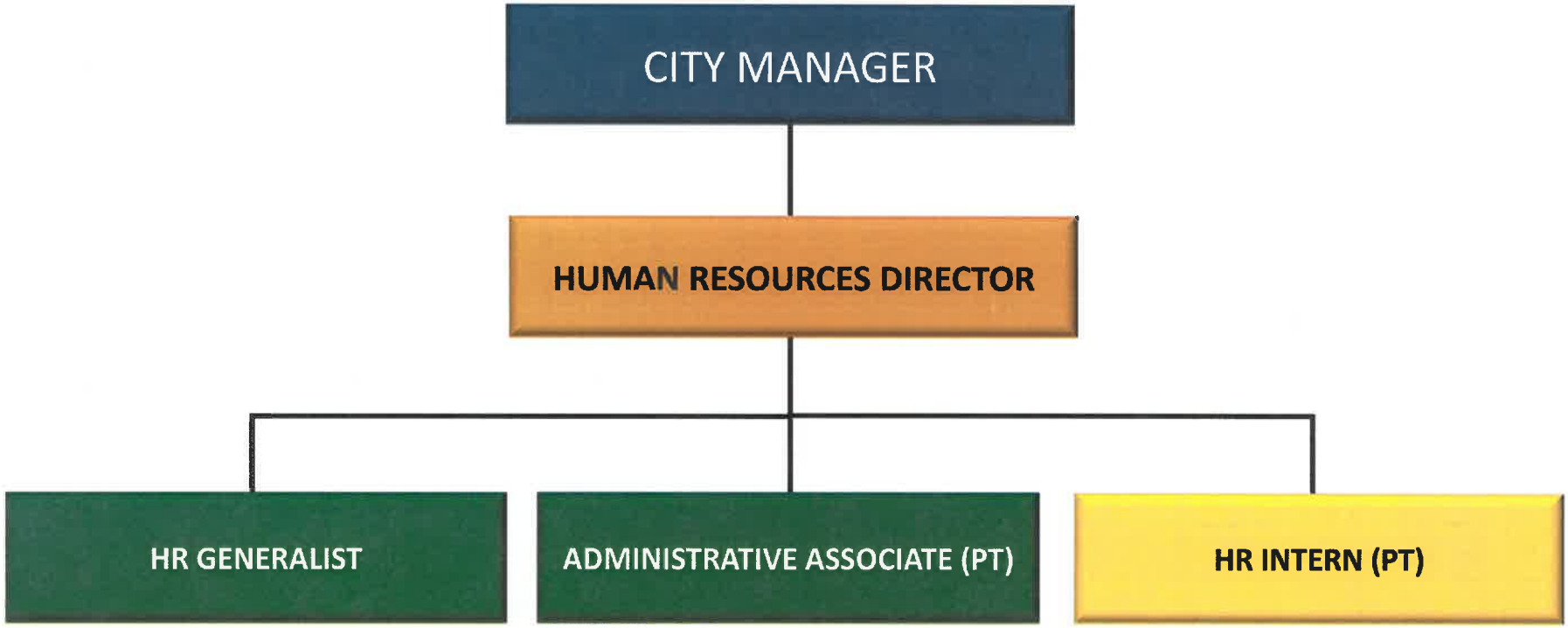

Human Resources Department

Department Introduction

The City's small but enormously productive Human Resources (HR) Department administers all aspects of personnel services, including recruitment, selection and retention, management of employee benefits programs, workers' compensation administration, occupational health and wellness programs and participation in labor-management and contract administration for three bargaining units (AFSCME, FOP and IAFF). The HR Department is responsible for establishing, administering and effectively communicating sound employment policies, rules and practices that treat employees with dignity, respect and equality. This occurs while maintaining the City's compliance with all employment and labor laws, management directives and labor agreements. Additionally, the HR Department provides personnel management systems administration and employee orientation and training. HR also works to attract potential employees by disseminating employment information to colleges, universities, municipalities and media as well as assisting prospective employees through the recruitment process. The HR Department also provides direct support and provides staff liaison to the Board of Fire and Police Commissioners.

Staffing Level	FY2018	FY2019	FY2020	FY2021	FY2022
FT	2	2	2	1	2
PT	3	1	1	2	2
Total (FTE)	**3.5**	**2.5**	**2.5**	**2**	**3**

FY 2021 Accomplishments

Sustainable Operations
• Enhanced recruitment efforts to attract a more diversified recruitment pool for open positions. • Expanded social media campaigns to boost City awareness of open positions to attract local talent. • Successfully filled 17 positions through external hiring and internal promotions in the areas of Community Development, Finance, Human Resources, and Public Works to ensure the completion of essential functions. • Worked with various community partners including Northern Illinois University, Kishwaukee Education Consortium, Kishwaukee College to promote current opportunities within the City and foster interest in City government with emerging professionals. • Successfully transitioned employees and retirees' mid-year to a new dental provider. • Initiated open enrollment for insurance and held on-site meetings to educate employees on benefit options. • Ensured the completion of all required trainings such as annual sexual harassment, ADA, reasonable suspicion training, and OSHA.

- Held annual flu shot clinic for employees and retirees with an increase in participation by 24 percent.
- Continued to work with City Departments to ensure communication of current safety protocols and appropriate care and time allocation for those employees impacted by COVID-19.
- Ensured employees regulated under the Department of Transportation met all requirements and the City complied with the drug testing program requirements.
- Collaborated with Finance Department to ensure system changes were made to BS&A based on any changes to collective bargaining agreements or memoranda of understanding.
- Began preliminary data review for upcoming EEO-4 to achieve January 2022 deadline.

Public Safety
• Assisted in the recruitment, set-up of interview panels, and hiring for Police Chief. • Performed a Certified and Entry Level Police Officer recruitment process during 1st Quarter resulting in the hiring and onboarding of 11 new Entry Level Police Officers and 2 Certified Police Officers. • Initiated a new recruitment process for Entry Level Police Officer during 4th Quarter based on market competitiveness. • Filled 7 support functions in the Police Department including Video Evidence Technician, Telecommunicator, Community Service Officers, Office Associates, and Administrative Assistant through external hiring and internal promotions. • Began the recruitment and advertising process for Fire Chief during end of 3rd Quarter. • Assisted with the interview process and internal promotion of the Deputy Fire Chief of Operations • Performed a Firefighter/Paramedic testing process during 1st Quarter resulting in the hiring and onboarding of 4 new Firefighter/Paramedics. • Initiated a new Firefighter/Paramedic testing process during 4th Quarter to achieve hiring goals based on the SAFER Award.

FY2022 Initiatives

Sustainable Operations
• Develop training for new supervisors on HR functions, regulatory requirements, and applicable roles. • Perform an audit of the employee personnel manual and benefits handbook and make any necessary updates. • Work with City Departments on the creation of a performance evaluation tool that sets clear, relatable performance expectations. • Complete a review of the City's salary administration program. • Review current employee assistance program and identify any needed enhancements to programs and services.

Public Safety
• Work in conjunction with the City Manager and interview panel on the hiring of the next Fire Chief. • Continue the hiring and onboarding of new police officers to recruit talent and achieve hiring initiatives. • Begin the process of testing and interviewing to fill open telecommunicator positions to sustain operations. • Complete background stages on applicants for Firefighter/Paramedic. Facilitate the timely completion of all hiring stages to successfully onboard and achieve hiring goals outlined in the SAFER Award. • Collaborate with the Fire and Police Departments and look for opportunities to enhance local partnerships to expand interest in public safety positions.

CITY OF DEKALB

GL NUMBER	DESCRIPTION	2019 ACTIVITY	2020 ACTIVITY	2021 AMENDED BUDGET	2021 PROJECTED ACTIVITY	2022 REQUESTED BUDGET
Dept 15-16 - CITY MANAGERS OFFICE - HR						
PERSONNEL						
100-15-16-41100	WAGES - FULL-TIME	119,855	129,389	94,257	115,000	143,990
100-15-16-41200	WAGES - PART-TIME	16,495	7,364	57,237	52,000	38,783
100-15-16-42100	EMPLOYER PORTION FICA	9,931	10,000	11,590	13,590	13,982
100-15-16-42200	EMPLOYER PORTION IMRF	15,524	19,432	17,390	21,400	21,136
100-15-16-42500	EMPLOYEE HEALTH INSURANCE	20,817	21,644	22,771	28,000	25,301
100-15-16-42600	WORKER'S COMPENSATION	193	193	118	118	170
EXPENDITURES - PERSONNEL		182,815	188,022	203,363	230,108	243,362
COMMODITIES						
100-15-16-51000	BOARDS & COMMISSIONS	735	735	750	1,110	1,135
100-15-16-52000	OFFICE SUPPLIES	241	72	1,470	1,470	1,115
EXPENDITURES - COMMODITIES		976	807	2,220	2,580	2,250
CONTRACTUAL SERVICES						
100-15-16-62099	PRINTED MATERIALS	0	0	100	188	100
100-15-16-62600	MEDICAL SERVICES	1,288	3,141	5,750	5,750	5,750
100-15-16-62800	UNEMPLOYMENT INSURANCE SERVICES	10,355	10,158	12,000	12,000	10,000
100-15-16-62900	PERSONNEL RECRUITMENT SERVICES	25,187	34,225	53,000	58,000	55,000
100-15-16-63000	SPECIAL EVENT SERVICES	637	538	2,400	2,400	2,600
100-15-16-64500	TELEPHONE SERVICES	607	889	1,400	1,400	1,475
100-15-16-65100	FREIGHT & POSTAGE	31	98	0	0	150
100-15-16-65300	LEGAL EXPENSES & NOTICES	0	600	0	0	600
100-15-16-66100	DUES & SUBSCRIPTIONS	1,051	718	965	734	1,000
100-15-16-66200	TRAINING/TRAVEL	1,205	2,809	750	500	1,750
EXPENDITURES - CONTRACTUAL SERVICES		40,361	53,176	76,365	80,972	78,425
EXPENDITURES - 15-16 - CITY MANAGERS OFFICE - HR		**224,152**	**242,005**	**281,948**	**313,660**	**324,037**

FINANCE DEPARTMENT ORGANIZATIONAL CHART

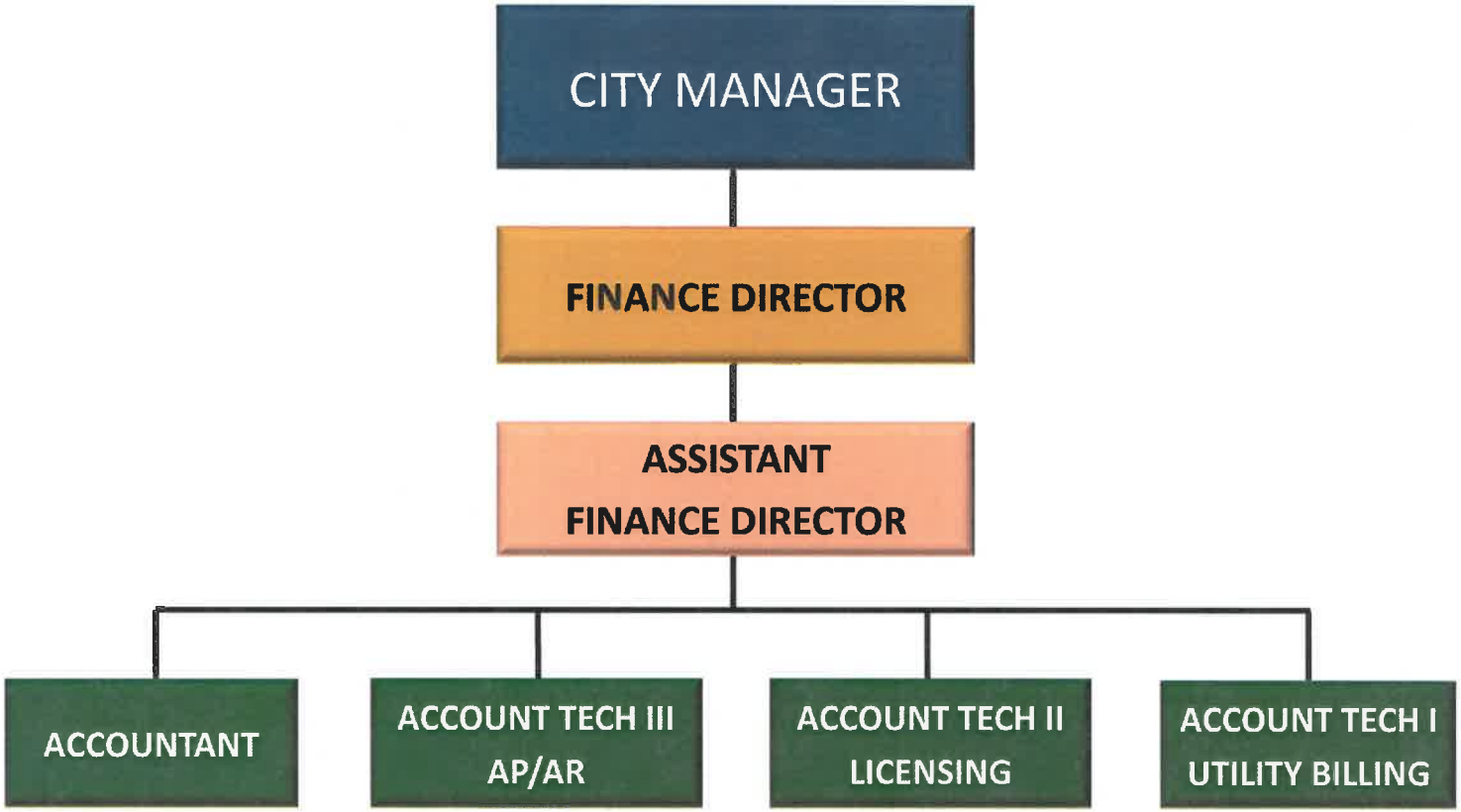

Finance Department

Department Introduction

The Finance Department is responsible for the administration of all fiscal operations and maintenance of all accounting records for the City as well as providing "front counter" customer service at City Hall during regular business hours. The Department is dedicated to maintaining a fiscally sound government organization that adheres to legal requirements and financial management principles. The Department strives to apply such resources in a manner which is most beneficial to the residents and businesses of DeKalb.

Routine responsibilities of the Department include the following: cash and investment management, budgeting, auditing, debt administration, bi-weekly payroll processes, accounts payable, accounts receivable, utility billing, local tax collection and regulation, property tax levy preparation, and the auditing of Illinois Motor Fuel Tax funds.

Staffing Level	FY2018	FY2019	FY2020	FY2021	FY2022
FT	7	6	5	5	6
PT	2	2	2	0	0
Total (FTE)	8	7	6	5	6

FY2021 Accomplishments

Retained a 25% General Fund balance reserve level: The City has financial policies that have been incorporated within the budget document and are based on "Best Practices" formulated by the Government Finance Officers Association (GFOA). One of the policies is to attain and maintain a reserve level in the General Fund at 25% of annual expenditures. Through personnel adjustments and constrained department spending the reserve balance met this recommendation. local activities.

Federal CARES Act: Among the many economic supports provided by the Federal government, these funds passed through the State of Illinois Local CURE program. This program allowed local governments, such as DeKalb, to submit reimbursement requests for expenses substantially dedicated to mitigating or responding to COVID-19. Examples included personal protective equipment (PPE) purchases, enhanced cleaning orders at department buildings, cleaning supply purchases, and payroll incurred by Police and Fire Departments dedicated to providing public safety. The City was reimbursed its full pre-determined allotment of $1,816,371.

American Rescue Plan Funding: The department also assisted the City Manager's Office in planning for the constructive uses of the first installment of ARP grant monies from the U.S. Treasury ($5,211,477 received in May, 2021). A new fund (Fund 110) was created to receive revenues and track expenditures more transparently.

Series 2020 "Scoop & Toss" Refunding Bond: On September 28, 2020 City Council authorized a bond issuance with the objective of relieving any and all General Obligation bond payments in 2021 to assist the City in its commitments as the local economy recovered from COVID-19. The Department successfully handled the details of this issuance which provided an ending general obligation debt term in FY2030, and the FY2021 principle of $1,900,000 was deferred to FY2028, FY2029, and FY2030. The desire for general revenue relief in FY2021 along with an extremely favorable interest rate environment prompted the City to pursue this action.

Moody's Bond Rating Evaluation: In the process of preparing the 2020 Refunding Bond issuance, the City was required to undergo a Moody's rating review. Such reviews assist potential investing parties in purchasing sound debt instruments. Additionally, the City last received an A1 rating with negative outlook in 2018 and a Moody's re-evaluation typically follows a "negative outlook" within two years. Negative rating factors included Illinois' ballooning police and fire pension underfunding and the City's increased reliance on sales and use taxes to reduce its property tax rate. On October 22, 2020 Moody's issued a rating downgrade to A2 but removed its negative outlook for the city. Nevertheless, the City maintained a low credit risk, investment grade rating according to Moodys' rating scale and the steps taken by the Department to constrain spending in 2021 supported this stance.

FY2022 Initiatives

Pension Burdens: Illinois statutes provide that Fire and Police pension liabilities must be funded at a level of 90% by FY2040. This objective is unrealistic for most of Illinois and many interested parties share a growing consensus that this method of calculating pension obligations will change and provide local governments relief in required annual pension obligation deposits. For reference, the City is required to deposit $8,123,459 into Fire and Police pension funds in FY2022. The City partners with the Illinois Municipal League to lobby the state legislature on this issue and has also partnered with the Illinois Associated Fire Fighters of Illinois which has long been working toward the same goal. It is the City's hope that a fair solution is met as soon as possible for the community and retired or retiring public safety personnel.

Capital Leasing Program: In FY2020, the City completed lease financing agreements with Enterprise Fleet Management and Tax-Exempt Lease Corporation. In FY2021 the City accepted the delivery of five police vehicles from Enterprise Fleet Management, as well as a dump truck and ambulance from Tax-Exempt Lease Corporation. The City's partnership with these leasing companies will be expanded with the leases identified in the Capital Equipment Replacement Fund (Fund 420) in 2022.

Hiring of a Finance Director: The Department has been ably led by the assistant Finance Director since the spring of 2021. A process has been underway to find a permanent Finance Director and the selection should be completed by the beginning of the FY2022 fiscal year.

CITY OF DEKALB

GL NUMBER	DESCRIPTION	2019 ACTIVITY	2020 ACTIVITY	2021 AMENDED BUDGET	2021 PROJECTED ACTIVITY	2022 REQUESTED BUDGET
Dept 17-12 - FINANCE DEPARTMENT						
PERSONNEL						
100-17-12-41100	WAGES - FULL-TIME	208,099	148,620	160,689	153,034	266,585
100-17-12-41200	WAGES - PART-TIME	2,691	1,235	0	0	0
100-17-12-41300	WAGES - OVERTIME	4,701	1,796	3,000	3,000	3,000
100-17-12-41550	CAR ALLOWANCE	1,593	0	0	0	0
100-17-12-42100	EMPLOYER PORTION FICA	15,726	10,900	12,293	10,843	20,623
100-17-12-42200	EMPLOYER PORTION IMRF	21,912	22,295	23,364	22,443	33,132
100-17-12-42500	EMPLOYEE HEALTH INSURANCE	63,468	36,717	52,229	52,229	70,931
100-17-12-42600	WORKER'S COMPENSATION	1,027	1,027	626	626	904
EXPENDITURES - PERSONNEL		319,217	222,590	252,201	242,175	395,175
COMMODITIES						
100-17-12-52000	OFFICE SUPPLIES	1,036	3,895	2,500	2,500	2,700
EXPENDITURES - COMMODITIES		1,036	3,895	2,500	2,500	2,700
CONTRACTUAL SERVICES						
100-17-12-61500	MAINTENANCE-EQUIPMENT	5,002	4,678	5,230	5,230	5,510
100-17-12-62099	PRINTED MATERIALS	5,823	4,987	4,170	4,170	4,390
100-17-12-62100	FINANCIAL SERVICES	33,109	31,353	37,369	37,369	38,030
100-17-12-64500	TELEPHONE SERVICES	208	0	0	0	0
100-17-12-65100	FREIGHT & POSTAGE	10,103	0	14,500	14,500	15,276
100-17-12-65300	LEGAL EXPENSES & NOTICES	1,733	1,233	1,765	1,765	1,859
100-17-12-66100	DUES & SUBSCRIPTIONS	705	500	850	500	895
100-17-12-66200	TRAINING/TRAVEL	1,403	70	750	95	790
EXPENDITURES - CONTRACTUAL SERVICES		58,086	42,821	64,634	63,629	66,750
EQUIPMENT						
100-17-12-86200	OFFICE FURNITURE & EQUIPMENT	0	0	0	0	1,500
EXPENDITURES - EQUIPMENT		0	0	0	0	1,500
EXPENDITURES - 17-12 - FINANCE DEPARTMENT		**378,339**	**269,306**	**319,335**	**308,304**	**466,125**

INFORMATION TECHNOLOGY ORGANIZATIONAL CHART

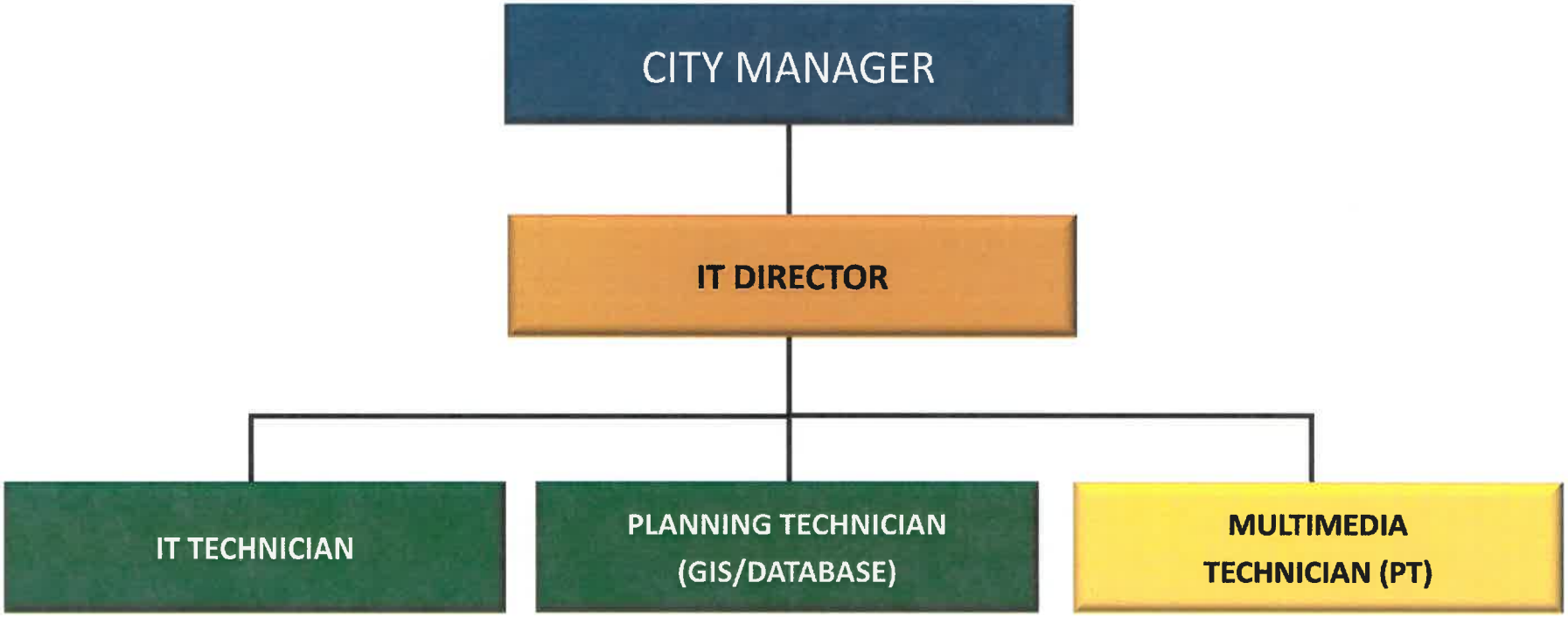

Information Technology Department

Department Introduction

Information Technology (IT) is responsible for the City's core technology and ensures data is collected, stored, protected, and available for use by the City staff, elected officials, residents, businesses and other stakeholders.

While IT does purchase, fix, and maintain computers, laptops, phones, servers and other electronic devices, the department does much more for the City organization. The first and foremost responsibility for IT is providing the capability to collect, protect, and allow access to data. Technology is the vehicle to provide City decision-makers access to data and IT strives to not only streamline that process, but also to increase the amount of information available. IT is responsible for the confidentiality and integrity of the City's data through policy and technology. Additionally, IT facilitates and encourages collaboration and data sharing within the City and with external customers and agencies. IT also evaluates processes to find efficiencies to save the City money and time and to facilitate customer service.

The IT Department is constantly evaluating current processes, data collection and use, current technology, and service capabilities to increase efficiencies, assist stakeholders with better information, keep up with evolving technology trends, and ensure maximum use of the technology in our control.

Staffing Level	FY2020	FY2021	FY2022
FT	4	3	3
PT	0	1	1
Total (FTE)	4	**3.5**	**3.5**

FY2021 Accomplishments

Enterprise software upgrade: An upgrade process was started to move the Fire Department from their existing software (Firehouse) to a new software called ESO Fire. The analysis of existing data is presently taking place. The cleaning of that data is needed for a good upload of existing data relating to Fire incidents into the new software. This will help preserve past events to give the Fire Department a more reliable framework moving forward. The "go live" moment is projected to be in first quarter of 2022.

In 2018, IT installed BS&A enterprise software for our Finance department to handle their day-to-day operations. Implementation of the Community Development module has started. Data from the existing vendor is being analyzed for inconsistencies. The processes in use in the Community Development Department (Particularly the Building & Code functions) are being analyzed as well to establish an efficient flow to the new software. The "go live" moment is projected to be the second quarter of 2022.

Geographic Information Systems (GIS): The Department processed and analyzed the Census 2020 data. A new Ward Map was created. The Department also started the process of preparing all GIS data to migrate to a new version of ESRI software.

Server Migration: With the move of City Hall to 164 E. Lincoln Highway, the City's server data center from the old City Hall was moved to the Street Department. The coordination and planning of the infrastructure to provide continual services during this transition was successful. The move will also provide geodiversity of our data for disaster recovery purposes. The City's other data center is in the Police Department.

Public Safety Upgrades: Body Cameras have been fully implemented within the Police Department. The Department continued to upgrade squad car camera and computer systems, which are an essential part of daily activities for Police officers. In the Fire department, laptops were replaced in all the ambulances to provide better connectivity to essential data.

FY2022 Initiatives

Enterprise software upgrade: Both the new Fire Department software and Community Development module in BS&A will go live in the first half of 2022. Both upgrades will provide greater data and efficiencies for the departments. **For the first time, the Community Development module will also provide an effective online portal for the public to submit requests for inspections and permit applications.** This will eliminate the need for the public to physically visit City Hall to get the permit and inspection process started for their project.

Geographic Information Systems (GIS): The Information Technology Department's largest GIS commitment for 2022 is more comprehensive online mapping. This will include more interactive maps with a greater amount of content for both people within the organization and the public. A major initiative to realize this commitment is to install Portal for ArcGIS, which controls data security for both internal and external users. An emphasis will be placed on using Story Maps to convey information in an easily consumable format on the internet so City staff can educate stakeholders on the City's initiatives, information, and resources. Enhanced data initiatives include adding building footprints, updating the tree inventory, and special use permits. The GIS will also be used as a repository for all zoning district ordinance changes, geographically linking PDFs of the approved City Council ordinances for easy retrieval.

Public Safety Upgrades: The Department will configure and implement new mobile computer terminals (MCT) and upgrade the video system in Police squads. MCTs provide essential information to Police officers while they are responding to calls for service. Upgrading outdated equipment in the front-line Fire vehicles will provide better access to essential information. The importance of these devices continues to increase.

Infrastructure: The Department will continue server and workstation upgrades of outdated equipment throughout the City departments. These upgrades provide more efficiency for end users to accomplish their daily activities. Adding more storage to our systems will accommodate more data and images throughout all City departments. The security systems at the Police Department building will also be upgraded.

CITY OF DEKALB

GL NUMBER	DESCRIPTION	2019 ACTIVITY	2020 ACTIVITY	2021 AMENDED BUDGET	2021 PROJECTED ACTIVITY	2022 REQUESTED BUDGET
Dept 19-19 - INFORMATION AND TECHNOLOGY						
PERSONNEL						
100-19-19-41100	WAGES - FULL-TIME	247,819	226,890	224,776	230,418	230,396
100-19-19-41200	WAGES - PART-TIME	0	9,180	15,000	15,000	15,375
100-19-19-41300	WAGES - OVERTIME	539	274	0	0	7,500
100-19-19-41400	LONGEVITY PAY	4,191	4,520	4,355	4,355	4,265
100-19-19-41500	CLOTHING ALLOWANCE	900	934	900	900	900
100-19-19-41550	CAR ALLOWANCE	593	0	0	0	0
100-19-19-42100	EMPLOYER PORTION FICA	18,382	17,407	18,745	18,896	19,771
100-19-19-42200	EMPLOYER PORTION IMRF	30,598	34,518	33,446	34,446	29,872
100-19-19-42500	EMPLOYEE HEALTH INSURANCE	58,543	43,646	46,184	46,184	46,316
100-19-19-42600	WORKER'S COMPENSATION	2,498	2,498	1,523	1,523	2,200
EXPENDITURES - PERSONNEL		364,063	339,867	344,929	351,722	356,595
COMMODITIES						
100-19-19-51500	SUPPLIES/PARTS-EQUIPMENT	0	2,379	4,000	4,000	4,000
100-19-19-51600	SUPPLIES/PARTS-TECHNOLOGY	23,836	24,238	25,000	25,000	25,000
100-19-19-52000	OFFICE SUPPLIES	434	786	450	450	450
100-19-19-53300	SMALL TOOLS & EQUIPMENT	301	182	270	270	270
100-19-19-55000	FUEL, OIL, & LUBRICANTS	236	123	175	175	175
EXPENDITURES - COMMODITIES		24,807	27,708	29,895	29,895	29,895
CONTRACTUAL SERVICES						
100-19-19-61500	MAINTENANCE-EQUIPMENT	7,885	47,102	44,405	44,405	48,305
100-19-19-61800	MAINTENANCE-SOFTWARE	(1,720)	306,110	360,000	360,000	369,765
100-19-19-62099	PRINTED MATERIALS	7,575	7,173	8,000	8,000	8,000
100-19-19-62400	TECHNOLOGY SERVICES	1,265	18,085	17,820	17,820	19,820
100-19-19-63800	CONTRACTED SERVICES	383,301	28,443	23,302	23,302	23,302
100-19-19-64500	TELEPHONE SERVICES	19,794	17,445	22,000	22,000	22,000
100-19-19-64600	CABLE/INTERNET SERVICES	0	1,131	0	0	0
100-19-19-65100	FREIGHT & POSTAGE	38	75	250	250	250
100-19-19-66100	DUES & SUBSCRIPTIONS	0	1,058	1,090	1,090	1,090
100-19-19-66200	TRAINING/TRAVEL	0	0	0	0	3,000
EXPENDITURES - CONTRACTUAL SERVICES		418,138	426,622	476,867	476,867	495,532
EQUIPMENT						
100-19-19-86100	TECHNOLOGY EQUIPMENT	11,071	11,973	18,000	18,000	18,000
100-19-19-86300	TELEPHONE & RADIO EQUIPMENT	1,439	0	0	0	0
EXPENDITURES - EQUIPMENT		12,510	11,973	18,000	18,000	18,000
EXPENDITURES - 19-19 - INFORMATION AND TECHNOLOGY		**819,518**	**806,170**	**869,691**	**876,484**	**900,022**

DEKALB POLICE DEPARTMENT ORGANIZATIONAL CHART

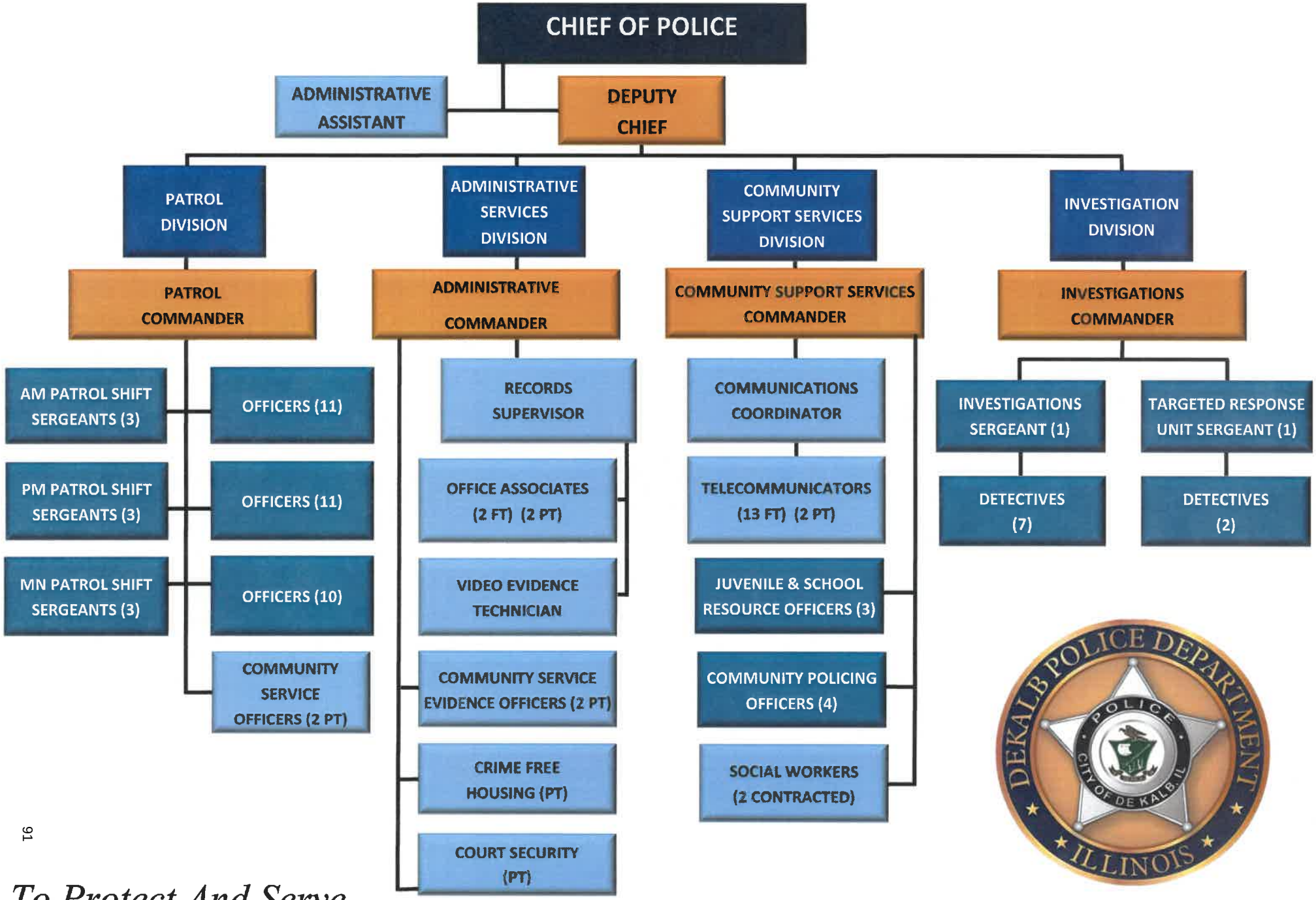

To Protect And Serve

Department Introduction

The Police Department is responsible for serving and protecting residents, businesses, students and visitors to our City. The department is obligated to preserve the peace, enforce laws and ordinances, and protect the constitutional rights of all people. The Police Department seeks to employ effective policing strategies, develop community partnerships, and engage in the efficient deployment of resources to fulfill our vision and mission statements.

The Police Department's Vision Statement is: "A city where our families, businesses, and culture prosper in an environment in which all people are treated with dignity, equity, and respect." Our Mission Statement is: "The members of the DeKalb Police Department are committed to reducing crime and enhancing the quality of life through an active partnership with our community."

The Police Department is committed to making positive changes to enhance public trust, transparency, and racial equality. The spirit of belonging is one of the core missions, and the goal of the DeKalb Police Department is to assure every resident, student, and visitor to the City of DeKalb feels the spirit of belonging.

To realize this Vision and Mission the Department must work in partnership with our community. Therefore, the Police Department embraces Community Policing, Community Engagement, Co-Policing, Intelligence-Driven Policing, and the best practices in proactive policing to reduce crime, improve public safety, positively engage our residents, student and visitors to our community, and enhance our quality of life.

Staffing Level	FY2018	FY2019	FY2020	FY2021	FY2022
FT	80	80	80	81	83
PT	15	14	16	19	9
FTE	**87.5**	**87**	**88**	**90.5**	**87.5**

FY 2021 Accomplishments

Department Leadership: On May 1, 2021, the Police Department filled the Chief of Police position by hiring Chief David Byrd. Chief Byrd (Retired Colonel-Illinois State Police) brings over 31 years of Law Enforcement experience to the Police Department.

On October 17, 2021, Commander Jason Leverton was promoted to the rank of Deputy Chief after approximately 2-year vacancy in that position.

On October 17, 2021, Sergeant Chad McNett was promoted to the rank of Commander (Patrol).

Staffing Increase: The Police Department was granted the approval to add (8) Police Officers to increase overall sworn staffing to (60) Officers. The Police Department will add an additional (5) Police Officers in the years 2021-2022 to bring the sworn total to (65).

Police Citizens Review Board: In the year 2021 the DeKalb Police Department in partnership with the City Manager's Office helped develop the first ever Police Citizens Review Board. The DeKalb Police Department and the City Manager met with numerous community leaders and groups to develop the City ordinance (Ord 2021-040) that will empower the Citizens Review Board. The review board will be functional by the year 2022.

License Plate Readers Approved: On October 11, 2021 the DeKalb City Council approved the procurement of (12) license plate readers (LPR) to be deployed and assist DPD in criminal interdiction. The strategic deployment of the LPRS will enhance public safety in the City of DeKalb. The deployment of the LPRS is expected to take place before the end of the 2021.

Citizens Appreciation Ceremony: The DeKalb Police Department held its first Citizen Appreciation Ceremony in which (11) citizens where commended for offering assistance to the Police Department. This will be an annual event, and the Department looks forward to commending citizens for assistance rendered to the DeKalb Police Department.

Re-Organization of the Police Department/Community Support Services Division (CSS): A new division was created in the 2021 Budget: Community Support Services. The Community Support Services division was initially funded with $2.2 million and has focused upon community engagement, community policing, crime-free housing, behavioral health, and community wellness calls for service.

Implementing Crisis Intervention Team Training: Over the past several years, the Police Department has participated in various behavioral health initiatives as part of the federal Police-Mental Health Collaboration Program. In January of 2021, members of the department attended a 40-hour training course in Crisis Intervention Team tactics. Team members became specialists in intervention with persons experiencing a personal crisis due to behavioral health issues. In addition, two embedded social workers

provided through the Northwestern Medicine Ben Gordon Center began working part-time within the Police Department as part of the new Community Services Division.

Full Implementation of the Countywide Digital Radio Network: This project was begun in 2019-2020, with DeKalb County building three new radio communications towers throughout the county and installing a new digital radio network as well as reconstruction of an existing VHF radio system. Full implementation is nearly complete, with the DeKalb Police Department Communications Center featuring new radio consoles, a state-of-the-art communications infrastructure, with a county-wide interoperable radio network to support Police and Fire operations on the street. This combination of public safety resources creates a rare opportunity to have all public safety providers within the county on the same radio platform, working in concert to serve our residents.

Next Generation 9-1-1 Implementation: The Police Department implemented state-of-the-art Next Generation 9-1-1 equipment in its emergency dispatch center in 2021, replacing aging legacy equipment that had been in use since the 1990's. When Phase Two of this project is completed during the Winter of 2021-2022, texting to 9-1-1 will be possible for the first time in DeKalb County. This project is entirely funded by the DeKalb County Emergency Telephone Board (ETSB).

K-9 Program Development: The DeKalb Police Department will graduate two K-9 officers in November 2021. K-9's Drax and Riggs will reduce the need to reach outside of the Department when a need for a police canine arises.

FY2022 Initiatives

Safety Cameras: The Police Department has been working towards a public safety camera system to monitor high crime areas. It is the department's intent to install cameras at key locations in the city to deter gang activity and violent crimes, and to aid investigations.

Expansion of CIT Program: DPD will continue to expand the Crisis Intervention Training (CIT) program, along with our partnership with Northwestern Hospital and the Community Mental health Board. The department is seeking to add a third social worker in 2022 which will assist DPD as it continues to better understand and aid persons suffering from mental issues.

Drones: The Police department will enhance its technology by adding Unmanned Aerial Vehicles (UAV) to the list of resources available to the DeKalb Police Department. Drones have a variety of public safety uses, from finding missing persons to locating fleeing subjects without putting the public or officers at undue risk.

GL NUMBER	DESCRIPTION	2019 ACTIVITY	2020 ACTIVITY	2021 AMENDED BUDGET	2021 PROJECTED ACTIVITY	2022 PROPOSED BUDGET
POLICE DEPARTMENT						
PERSONNEL						
41100	WAGES - FULL-TIME	6,930,850	6,823,222	6,902,333	7,128,626	7,435,399
41200	WAGES - PART-TIME	256,362	290,679	427,761	395,512	272,526
41300	WAGES - OVERTIME	694,858	812,318	633,500	832,086	707,000
41400	LONGEVITY PAY	55,372	50,113	47,511	47,511	42,060
41500	CLOTHING ALLOWANCE	58,837	55,200	57,401	57,401	63,400
41600	WELLNESS BONUS	3,000	2,400	4,800	4,800	4,800
42100	EMPLOYER PORTION FICA	183,522	186,904	204,121	222,234	235,801
42200	EMPLOYER PORTION IMRF	136,573	174,073	175,544	175,544	173,886
42300	EMPLOYER CONTRIB/PENSION	3,079,439	3,442,572	2,986,594	2,986,594	3,124,100
42500	EMPLOYEE HEALTH INSURANCE	1,406,281	1,534,370	1,516,666	1,516,666	1,567,595
42600	WORKER'S COMPENSATION	147,805	147,805	90,102	90,102	130,148
PERSONNEL		**12,952,899**	**13,519,656**	**13,046,333**	**13,457,076**	**13,756,715**
COMMODITIES						
51300	SUPPLIES/PARTS-BUILDINGS	547	5,247	400	400	480
51500	SUPPLIES/PARTS-EQUIPMENT	169	1,510	1,125	1,000	0
51700	SUPPLIES/PARTS-VEHICLES	30,104	29,616	27,200	25,750	27,900
52000	OFFICE SUPPLIES	7,732	7,929	6,858	6,750	7,075
52600	PATROL SUPPLIES & EQUIPMENT	54,750	59,220	52,500	52,500	56,675
52700	INVESTIGATION SUPPLIES & EQUIPMENT	11,161	13,504	6,500	8,000	8,075
54000	UNIFORMS/PROTECTIVE CLOTHING	41,038	25,250	22,735	50,020	35,150
55000	FUEL, OIL, & LUBRICANTS	70,877	58,968	60,000	88,000	95,650
58110	DUI FINES EXPENDITURES	2,027	1,047	10,000	8,800	10,700
58120	ANTI-CRIME EXPENDITURES	369	0	7,600	4,000	8,000
58130	CRIME LAB EXPENDITURES	0	0	950	250	1,025
58140	POLICE FORFEITURES EXPENDITURE	1,500	5,502	10,493	6,500	11,281
59999	COMMODITIES	5,421	2,713	2,200	2,000	3,000
COMMODITIES		**225,695**	**210,506**	**208,561**	**253,970**	**265,011**
CONTRACTUAL SERVICES						
61300	MAINTENANCE-BUILDINGS	452	5,234	4,585	2,500	3,900
61500	MAINTENANCE-EQUIPMENT	17,517	58,823	48,500	46,125	52,600
61700	MAINTENANCE-VEHICLES	19,094	14,961	18,187	15,800	18,150
62099	PRINTED MATERIALS	12,267	9,092	10,546	8,275	10,800
62200	LEGAL SERVICES	314	0	0	0	0
63500	TOWING SERVICES	2,970	1,970	1,000	1,000	1,700
63800	CONTRACTED SERVICES	11,243	6,332	83,099	78,750	86,400
64500	TELEPHONE SERVICES	51,997	50,252	44,000	44,000	45,000
65100	FREIGHT & POSTAGE	4,726	554	5,415	2,350	4,300
65200	MARKETING ADS & PUBLIC INFO	165	328	500	0	775
65300	LEGAL EXPENSES & NOTICES	39	629	778	425	800
66100	DUES & SUBSCRIPTIONS	12,001	11,097	10,691	10,075	12,055
66200	TRAINING/TRAVEL	50,811	52,175	71,585	77,900	104,800
CONTRACTUAL SERVICES		**183,596**	**211,447**	**298,886**	**287,200**	**341,280**
EQUIPMENT						
86000	EQUIPMENT	150	116	2,000	1,000	2,000
86200	OFFICE FURNITURE & EQUIPMENT	284	420	0	0	0
86300	TELEPHONE & RADIO EQUIPMENT	46,204	0	0	0	0
EQUIPMENT		**46,638**	**536**	**2,000**	**1,000**	**2,000**
TOTAL EXPENDITURES		**13,408,828**	**13,942,145**	**13,555,780**	**13,999,246**	**14,365,006**

CITY OF DEKALB

GL NUMBER	DESCRIPTION	2019 ACTIVITY	2020 ACTIVITY	2021 AMENDED BUDGET	2021 PROJECTED ACTIVITY	2022 REQUESTED BUDGET
Dept 20-21 - POLICE DEPARTMENT - ADMINISTRATION						
PERSONNEL						
100-20-21-41100	WAGES - FULL-TIME	349,298	192,856	215,381	175,141	548,800
100-20-21-41200	WAGES - PART-TIME	0	0	0	0	137,352
100-20-21-41300	WAGES - OVERTIME	508	382	2,000	2,000	2,000
100-20-21-41500	CLOTHING ALLOWANCE	3,000	1,400	1,400	1,400	4,600
100-20-21-42100	EMPLOYER PORTION FICA	8,816	6,867	7,711	7,612	44,486
100-20-21-42200	EMPLOYER PORTION IMRF	8,675	10,651	10,644	10,644	42,111
100-20-21-42300	EMPLOYER CONTRIB/PENSION	189,504	159,059	48,961	48,961	96,126
100-20-21-42500	EMPLOYEE HEALTH INSURANCE	80,392	94,770	49,586	49,586	134,497
100-20-21-42600	WORKER'S COMPENSATION	11,345	11,345	6,916	6,916	9,990
EXPENDITURES - PERSONNEL		651,538	477,330	342,599	302,260	1,019,962
COMMODITIES						
100-20-21-51300	SUPPLIES/PARTS-BUILDINGS	547	5,247	400	400	480
100-20-21-51700	SUPPLIES/PARTS-VEHICLES	2,508	755	1,000	750	1,075
100-20-21-52000	OFFICE SUPPLIES	2,037	853	1,500	1,500	1,625
100-20-21-52700	INVESTIGATION SUPPLIES & EQUIPMENT	2,698	2,953	1,200	1,500	1,500
100-20-21-54000	UNIFORMS/PROTECTIVE CLOTHING	547	285	285	2,500	1,650
100-20-21-55000	FUEL, OIL, & LUBRICANTS	70,877	58,968	60,000	88,000	95,650
100-20-21-58110	DUI FINES EXPENDITURES	2,027	1,047	10,000	8,800	10,700
100-20-21-58120	ANTI-CRIME EXPENDITURES	369	0	7,600	4,000	8,000
100-20-21-58130	CRIME LAB EXPENDITURES	0	0	950	250	1,025
100-20-21-58140	POLICE FORFEITURES EXPENDITURE	1,500	5,502	10,493	6,500	11,281
100-20-21-59999	COMMODITIES	960	813	500	500	700
EXPENDITURES - COMMODITIES		84,070	76,423	93,928	114,700	133,686
CONTRACTUAL SERVICES						
100-20-21-61300	MAINTENANCE-BUILDINGS	450	846	500	500	550
100-20-21-61500	MAINTENANCE-EQUIPMENT	2,855	40,775	32,500	30,500	34,500
100-20-21-61700	MAINTENANCE-VEHICLES	3,509	1,003	2,500	1,075	1,750
100-20-21-62099	PRINTED MATERIALS	4,934	2,465	1,710	1,950	1,800
100-20-21-63800	CONTRACTED SERVICES	5,712	690	1,425	150	1,400
100-20-21-64500	TELEPHONE SERVICES	51,997	50,252	44,000	44,000	45,000
100-20-21-65100	FREIGHT & POSTAGE	2,014	26	1,995	1,450	2,050
100-20-21-66100	DUES & SUBSCRIPTIONS	3,473	1,822	1,530	1,765	2,010
100-20-21-66200	TRAINING/TRAVEL	1,651	3,534	2,500	500	2,600
EXPENDITURES - CONTRACTUAL SERVICES		76,595	101,413	88,660	81,890	91,660
EQUIPMENT						
100-20-21-86300	TELEPHONE & RADIO EQUIPMENT	37,149	0	0	0	0
EXPENDITURES - EQUIPMENT		37,149	0	0	0	0
EXPENDITURES - 20-21 - POLICE DEPARTMENT - ADMINISTRATION		**849,352**	**655,166**	**525,187**	**498,850**	**1,245,308**

CITY OF DEKALB

GL NUMBER	DESCRIPTION	2019 ACTIVITY	2020 ACTIVITY	2021 AMENDED BUDGET	2021 PROJECTED ACTIVITY	2022 REQUESTED BUDGET
Dept 20-22 - POLICE DEPARTMENT - PATROL						
PERSONNEL						
100-20-22-41100	WAGES - FULL-TIME	4,462,963	4,537,645	3,997,798	4,126,968	4,137,510
100-20-22-41200	WAGES - PART-TIME	0	0	0	0	70,571
100-20-22-41300	WAGES - OVERTIME	485,908	622,440	450,000	612,885	450,000
100-20-22-41400	LONGEVITY PAY	38,703	35,735	29,966	29,966	26,463
100-20-22-41500	CLOTHING ALLOWANCE	38,067	35,733	33,600	33,600	36,120
100-20-22-41600	WELLNESS BONUS	2,550	2,100	3,500	3,500	3,500
100-20-22-42100	EMPLOYER PORTION FICA	68,837	72,275	65,466	74,242	89,608
100-20-22-42200	EMPLOYER PORTION IMRF	0	2,021	0	0	36,572
100-20-22-42300	EMPLOYER CONTRIB/PENSION	2,179,295	2,435,196	2,056,343	2,056,343	2,162,838
100-20-22-42500	EMPLOYEE HEALTH INSURANCE	822,863	847,871	814,571	814,571	802,281
100-20-22-42600	WORKER'S COMPENSATION	95,029	95,029	57,930	57,930	83,677
EXPENDITURES - PERSONNEL		8,194,215	8,686,045	7,509,174	7,810,005	7,899,140
COMMODITIES						
100-20-22-51700	SUPPLIES/PARTS-VEHICLES	23,415	25,215	20,000	21,500	21,575
100-20-22-52000	OFFICE SUPPLIES	3,536	3,710	3,000	3,000	3,000
100-20-22-52600	PATROL SUPPLIES & EQUIPMENT	49,300	52,222	50,000	50,000	54,000
100-20-22-54000	UNIFORMS/PROTECTIVE CLOTHING	33,507	20,289	19,000	43,600	27,300
100-20-22-59999	COMMODITIES	2,724	1,104	500	500	1,100
EXPENDITURES - COMMODITIES		112,482	102,540	92,500	118,600	106,975
CONTRACTUAL SERVICES						
100-20-22-61300	MAINTENANCE-BUILDINGS	2	4,388	4,085	2,000	3,350
100-20-22-61500	MAINTENANCE-EQUIPMENT	8,005	8,479	10,000	11,000	11,500
100-20-22-61700	MAINTENANCE-VEHICLES	14,667	12,950	12,287	12,000	12,750
100-20-22-62099	PRINTED MATERIALS	2,861	2,786	4,686	2,200	4,500
100-20-22-62200	LEGAL SERVICES	164	0	0	0	0
100-20-22-63500	TOWING SERVICES	2,970	1,970	1,000	1,000	1,700
100-20-22-63800	CONTRACTED SERVICES	5,531	5,247	2,400	3,600	4,000
100-20-22-65300	LEGAL EXPENSES & NOTICES	39	426	371	150	375
100-20-22-66100	DUES & SUBSCRIPTIONS	1,272	2,289	2,500	895	2,445
100-20-22-66200	TRAINING/TRAVEL	31,913	41,577	44,932	58,000	77,150
EXPENDITURES - CONTRACTUAL SERVICES		67,424	80,112	82,261	90,845	117,770
EQUIPMENT						
100-20-22-86000	EQUIPMENT	150	116	2,000	1,000	2,000
100-20-22-86300	TELEPHONE & RADIO EQUIPMENT	8,199	0	0	0	0
EXPENDITURES - EQUIPMENT		8,349	116	2,000	1,000	2,000
EXPENDITURES - 20-22 - POLICE DEPARTMENT - PATROL		**8,382,470**	**8,868,813**	**7,685,935**	**8,020,450**	**8,125,885**

CITY OF DEKALB

GL NUMBER	DESCRIPTION	2019 ACTIVITY	2020 ACTIVITY	2021 AMENDED BUDGET	2021 PROJECTED ACTIVITY	2022 REQUESTED BUDGET
Dept 20-23 - POLICE DEPARTMENT - COMMUNICATIONS						
PERSONNEL						
100-20-23-41100	WAGES - FULL-TIME	752,385	776,505	464,191	669,128	0
100-20-23-41200	WAGES - PART-TIME	141,714	113,506	80,001	99,471	0
100-20-23-41300	WAGES - OVERTIME	58,169	42,371	30,000	35,206	0
100-20-23-41400	LONGEVITY PAY	1,782	1,865	1,657	1,657	0
100-20-23-41500	CLOTHING ALLOWANCE	6,970	7,244	4,201	4,201	0
100-20-23-42100	EMPLOYER PORTION FICA	69,296	67,380	44,374	59,535	0
100-20-23-42200	EMPLOYER PORTION IMRF	113,297	135,473	84,339	84,339	0
100-20-23-42500	EMPLOYEE HEALTH INSURANCE	159,887	207,170	120,916	120,916	0
100-20-23-42600	WORKER'S COMPENSATION	1,303	1,303	794	794	0
EXPENDITURES - PERSONNEL		1,304,803	1,352,817	830,473	1,075,247	0
COMMODITIES						
100-20-23-51500	SUPPLIES/PARTS-EQUIPMENT	169	1,510	1,125	1,000	0
100-20-23-52000	OFFICE SUPPLIES	293	560	0	0	0
100-20-23-54000	UNIFORMS/PROTECTIVE CLOTHING	1,467	707	1,000	725	0
EXPENDITURES - COMMODITIES		1,929	2,777	2,125	1,725	0
CONTRACTUAL SERVICES						
100-20-23-61500	MAINTENANCE-EQUIPMENT	6,073	6,960	3,500	3,500	0
100-20-23-62099	PRINTED MATERIALS	445	801	1,200	1,200	0
100-20-23-62200	LEGAL SERVICES	112	0	0	0	0
100-20-23-65300	LEGAL EXPENSES & NOTICES	0	66	266	125	0
100-20-23-66100	DUES & SUBSCRIPTIONS	634	783	600	745	0
100-20-23-66200	TRAINING/TRAVEL	4,347	4,101	5,590	3,100	0
EXPENDITURES - CONTRACTUAL SERVICES		11,611	12,711	11,156	8,670	0
EQUIPMENT						
100-20-23-86200	OFFICE FURNITURE & EQUIPMENT	60	220	0	0	0
100-20-23-86300	TELEPHONE & RADIO EQUIPMENT	856	0	0	0	0
EXPENDITURES - EQUIPMENT		916	220	0	0	0
EXPENDITURES - 20-23 - POLICE DEPARTMENT - COMMUNICATIONS		**1,319,259**	**1,368,525**	**843,754**	**1,085,642**	**0**

CITY OF DEKALB

GL NUMBER	DESCRIPTION	2019 ACTIVITY	2020 ACTIVITY	2021 AMENDED BUDGET	2021 PROJECTED ACTIVITY	2022 REQUESTED BUDGET
Dept 20-24 - POLICE DEPARTMENT - INVESTIGATIONS						
PERSONNEL						
100-20-24-41100	WAGES - FULL-TIME	1,040,846	973,261	1,197,831	1,130,257	1,444,973
100-20-24-41200	WAGES - PART-TIME	0	0	51,719	0	27,687
100-20-24-41300	WAGES - OVERTIME	136,011	135,749	150,000	160,767	175,000
100-20-24-41400	LONGEVITY PAY	10,327	7,524	7,242	7,242	8,984
100-20-24-41500	CLOTHING ALLOWANCE	8,000	8,000	9,600	9,600	12,120
100-20-24-41600	WELLNESS BONUS	450	300	1,000	1,000	1,000
100-20-24-42100	EMPLOYER PORTION FICA	16,188	14,977	23,759	18,034	42,662
100-20-24-42200	EMPLOYER PORTION IMRF	0	0	0	0	36,572
100-20-24-42300	EMPLOYER CONTRIB/PENSION	615,888	795,297	538,566	538,566	528,694
100-20-24-42500	EMPLOYEE HEALTH INSURANCE	270,807	305,996	253,812	253,812	309,810
100-20-24-42600	WORKER'S COMPENSATION	30,353	30,353	18,503	18,503	26,727
EXPENDITURES - PERSONNEL		2,128,870	2,271,457	2,252,032	2,137,781	2,614,229
COMMODITIES						
100-20-24-51700	SUPPLIES/PARTS-VEHICLES	3,841	2,609	5,000	3,500	5,250
100-20-24-52000	OFFICE SUPPLIES	391	125	450	250	450
100-20-24-52600	PATROL SUPPLIES & EQUIPMENT	5,450	6,998	2,500	2,500	2,675
100-20-24-52700	INVESTIGATION SUPPLIES & EQUIPMENT	8,257	10,501	5,000	6,250	6,250
100-20-24-54000	UNIFORMS/PROTECTIVE CLOTHING	4,458	3,462	1,500	2,250	4,150
100-20-24-59999	COMMODITIES	140	196	200	150	200
EXPENDITURES - COMMODITIES		22,537	23,891	14,650	14,900	18,975
CONTRACTUAL SERVICES						
100-20-24-61500	MAINTENANCE-EQUIPMENT	0	295	0	0	500
100-20-24-61700	MAINTENANCE-VEHICLES	918	1,008	2,400	1,825	2,500
100-20-24-62099	PRINTED MATERIALS	1,411	1,768	1,100	1,100	1,325
100-20-24-62200	LEGAL SERVICES	38	0	0	0	0
100-20-24-65200	MARKETING ADS & PUBLIC INFO	0	328	0	0	0
100-20-24-65300	LEGAL EXPENSES & NOTICES	0	137	141	150	150
100-20-24-66100	DUES & SUBSCRIPTIONS	6,039	5,624	5,500	5,845	6,295
100-20-24-66200	TRAINING/TRAVEL	8,891	1,021	16,563	14,500	17,350
EXPENDITURES - CONTRACTUAL SERVICES		17,297	10,181	25,704	23,420	28,120
EXPENDITURES - 20-24 - POLICE DEPARTMENT - INVESTIGATIONS		**2,168,704**	**2,305,529**	**2,292,386**	**2,176,101**	**2,661,324**

CITY OF DEKALB

GL NUMBER	DESCRIPTION	2019 ACTIVITY	2020 ACTIVITY	2021 AMENDED BUDGET	2021 PROJECTED ACTIVITY	2022 REQUESTED BUDGET
Dept 20-25 - POLICE - COMMUNITY SUPPORT SERVICES						
PERSONNEL						
100-20-25-41100	WAGES - FULL-TIME	325,358	342,955	1,027,132	1,027,132	1,304,116
100-20-25-41200	WAGES - PART-TIME	114,648	177,173	296,041	296,041	36,916
100-20-25-41300	WAGES - OVERTIME	14,262	11,376	1,500	21,228	80,000
100-20-25-41400	LONGEVITY PAY	4,560	4,989	8,646	8,646	6,613
100-20-25-41500	CLOTHING ALLOWANCE	2,800	2,823	8,600	8,600	10,560
100-20-25-41600	WELLNESS BONUS	0	0	300	300	300
100-20-25-42100	EMPLOYER PORTION FICA	20,385	25,405	62,811	62,811	59,045
100-20-25-42200	EMPLOYER PORTION IMRF	14,601	25,928	80,561	80,561	58,631
100-20-25-42300	EMPLOYER CONTRIB/PENSION	94,752	53,020	342,724	342,724	336,442
100-20-25-42500	EMPLOYEE HEALTH INSURANCE	72,332	78,563	277,781	277,781	321,007
100-20-25-42600	WORKER'S COMPENSATION	9,775	9,775	5,959	5,959	9,754
EXPENDITURES - PERSONNEL		673,473	732,007	2,112,055	2,131,783	2,223,384
COMMODITIES						
100-20-25-51700	SUPPLIES/PARTS-VEHICLES	340	1,037	1,200	0	0
100-20-25-52000	OFFICE SUPPLIES	1,475	2,681	1,908	2,000	2,000
100-20-25-52700	INVESTIGATION SUPPLIES & EQUIPMENT	206	50	300	250	325
100-20-25-54000	UNIFORMS/PROTECTIVE CLOTHING	1,059	507	950	945	2,050
100-20-25-59999	COMMODITIES	1,597	600	1,000	850	1,000
EXPENDITURES - COMMODITIES		4,677	4,875	5,358	4,045	5,375
CONTRACTUAL SERVICES						
100-20-25-61500	MAINTENANCE-EQUIPMENT	584	2,314	2,500	1,125	6,100
100-20-25-61700	MAINTENANCE-VEHICLES	0	0	1,000	900	1,150
100-20-25-62099	PRINTED MATERIALS	2,616	1,272	1,850	1,825	3,175
100-20-25-63800	CONTRACTED SERVICES	0	395	79,274	75,000	81,000
100-20-25-65100	FREIGHT & POSTAGE	2,712	528	3,420	900	2,250
100-20-25-65200	MARKETING ADS & PUBLIC INFO	165	0	500	0	775
100-20-25-65300	LEGAL EXPENSES & NOTICES	0	0	0	0	275
100-20-25-66100	DUES & SUBSCRIPTIONS	583	579	561	825	1,305
100-20-25-66200	TRAINING/TRAVEL	4,009	1,942	2,000	1,800	7,700
EXPENDITURES - CONTRACTUAL SERVICES		10,669	7,030	91,105	82,375	103,730
EQUIPMENT						
100-20-25-86200	OFFICE FURNITURE & EQUIPMENT	224	200	0	0	0
EXPENDITURES - EQUIPMENT		224	200	0	0	0
EXPENDITURES - 20-25 - POLICE - COMMUNITY SUPPORT SERVICES		**689,043**	**744,112**	**2,208,518**	**2,218,203**	**2,332,489**

DEKALB FIRE DEPARTMENT ORGANIZATIONAL CHART

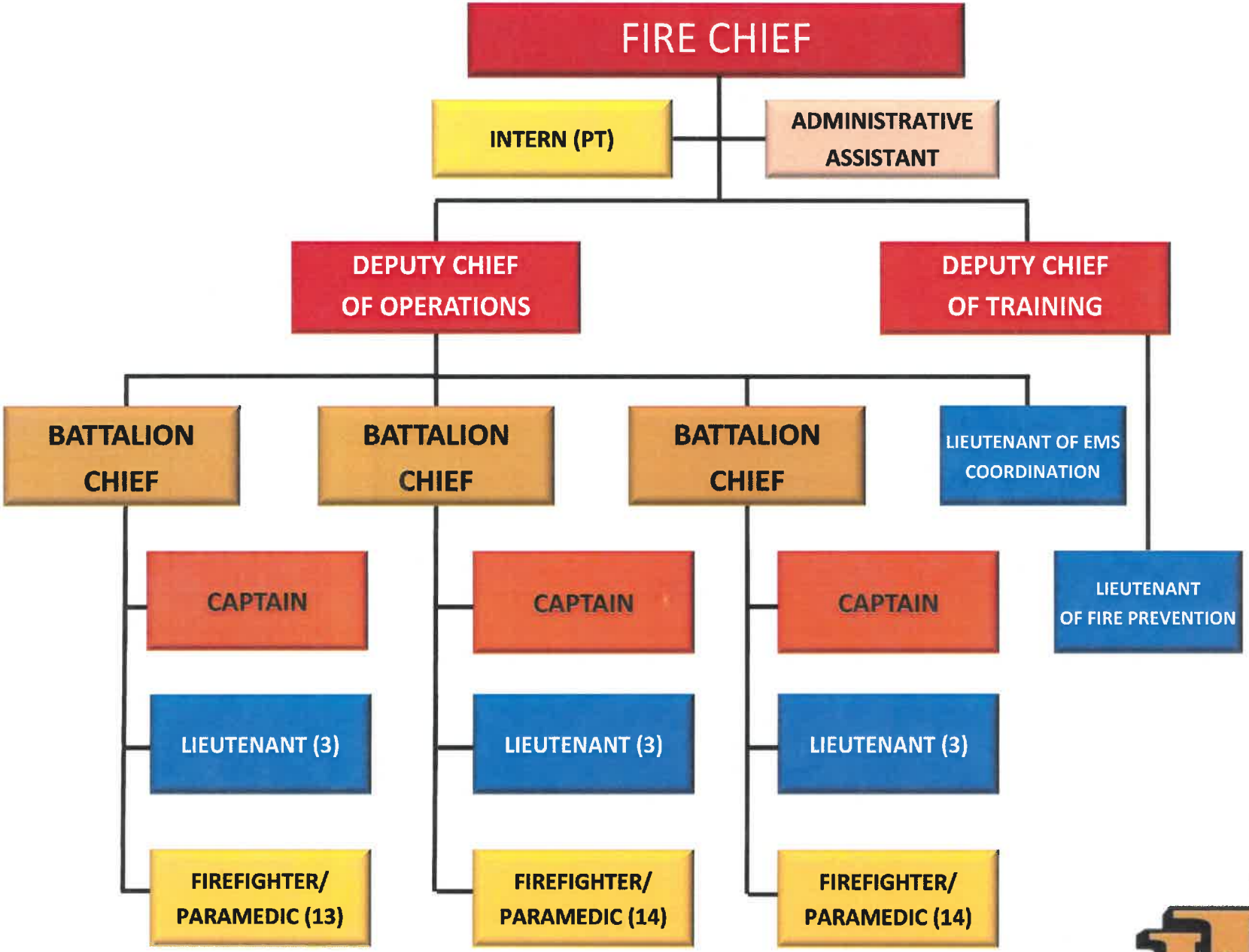

Fire Department

Department Introduction

The Fire Department is committed to seeking effective and innovated ways to protect the lives and property of residents and businesses through fire suppression, rescue, emergency medical services, education, prevention, and training. The responsibilities of the Fire Department have expanded from responding to fire emergencies and emergency medical services to addressing an array of hazards to protect the community, including fire investigation, aircraft rescue and firefighting, emergency management, mass casualty response, water rescue, post-fire assistance, and fire and life safety inspections. In addition, our services extend to providing for the everyday needs of the public, such as performing home safety checks, assisting with smoke and carbon monoxide detectors, and aiding persons with mobility challenges and social service needs. All these services and resources are available 24-hours a day, year-round.

The Fire Department is comprised of two divisions: Operations and Administration.

The Operations Division is comprised of boots-on-the-ground firefighters who respond to requests for services from three (3) fire stations. Minimum daily staffing in 2021 remained thirteen (13) firefighter/paramedics who work 24-hours-on/48-hours-off schedules. However, the new collective bargaining agreement between the City of Dekalb and the International Association of Firefighters, Local 1236, calls for minimum shift staffing of 14 by December 1, 2022; 15 by November 1, 2023, and 16 by October 1, 2024. In addition, the receipt of federal ARP funds in April, 2021 to cover revenue losses in 2020 and 2021, and the receipt of SAFER grant funds in late August, 2021 led the City Manager to commit to a more aggressive schedule to provide minimum daily staffing that better served the community. An accelerated process of shift hiring in FY2021 and 2022 should bring the the total number of firefighter/paramedics to 58 by the end of FY2022.

The Fire Chief, two Deputy Fire Chiefs, and one Administrative Assistant make up the Administration Division, which supports every aspect of the Operations side of the Fire Department and provides full public assistance and customer service.

The Fire Department's call volume continues to increase. In 2020, during the early months of the COVID-19 pandemic, requests for service dropped considerably. As the nation learned more about the virus, call volume increased significantly, almost to previous year's levels.

Year	Fire/Life Safety	EMS & Rescue	Total Responses
2017	1434	4139	5573
2018	1434	4648	6082
2019	1547	5121	6668
2020* pandemic	1299	5066	6365
4-Year Percentage Trend	**+9.4%**	**+22.40%**	**+13.27%**

Staffing Level	FY2018	FY2019	FY2020	FY2021	FY2022
FT	58	57	57	54	62
PT	2	1	0	1	1
Total (FTE)	**59**	**57.5**	**57**	**54.5**	**61.5**

FY2021 Accomplishments

Staffing:

- Transitioned a lieutenant into the Fire Prevention Bureau. The Fire Prevention Officer is responsible for performing Fire-Life Safety inspections in commercial occupancies, areas of assembly, and rooming houses; inspections of fire detection and suppression systems in new occupancies; site plan reviews; complaint-based safety inspections; and post-fire assistance to property owners and occupants. Code compliance recommendations follow locally-adopted building codes and applicable international fire codes.
- Secured a $2.7-million Federal Emergency Management Agency (FEMA) grant through the Staffing for Adequate Fire and Emergency Response (SAFER) program to hire nine (9) additional firefighter/paramedics. These positions are completely funded for three (3) years by the federal government.
- Secured a $276,000 FEMA grant through the Assistance to Firefighters (AFG) program to purchase a new air compressor and self-contained breathing apparatus (SCBA). Respiratory protection is the single-most important piece of equipment available to the firefighter. The current air compressor is over twenty years old, and the current SCBAs are due to expire in 2024.
- Applied to participate in the federal Ground Emergency Medical Transport (GEMT) program, which provides supplement reimbursements for transporting to the hospital patients with Medicaid coverage, for which the City has received over $600,000 in new revenue to date.
- Recruited a lieutenant to fill the newly created Lieutenant of Emergency Medical Services (Lt. of EMS). This position is responsible for ensuring quality control of EMS operations and documentation; streamlining internal EMS processes to increase efficiency; acting as liaison with the regional EMS bodies; and providing continuing education to personnel.
- Appointed a Deputy Fire Chief of Operations, which was lost to attrition three (3) years ago. This position is critical for maintaining operational efficiency, effectiveness, and safety of firefighting personnel. This position is responsible for ensuring that fleet, facility, and staffing needs are met according to local, state, and federal guidelines to best serve the community's needs.

FY2022 Initiatives

In 2022, the Fire Department plans to accomplish the following:

- Hire thirteen (13) new firefighters to bring operational staffing to 58 personnel. This process includes pre-employment screenings, a 40-hour orientation, personal protective equipment outfitting, and a 12-month probationary period.
- Continue a capital replacement program, which includes placing into service two (2) staff vehicles and a new fire engine, and replacing a 2001 pumper in poor mechanical condition.
- Convert to the DeKalb County P25 digital radio platform for emergency response communications.

- Renew the building pre-plan walk-through program to allow fire companies to visualize and document building layouts. Prior knowledge of floorplans, fire detection and suppression systems, and building conditions prepares firefighters to handle emergency situations safely.
- Carefully plan expenditures and make purchases from the GEMT fund for much needed capital purchases for emergency medical equipment and apparatus, including a second replacement fire engine.
- Research and purchase new SCBAs, train personnel, and put into service this new respiratory protection equipment.

Together with City staff, the City Council, and all fire personnel, the department will continue to provide prompt and professional service to the residents, visitors, and stakeholders of DeKalb.

Ongoing Orientation at Facebook Site

September, 2021 Fire at Murphy Auto Parts

GL NUMBER	DESCRIPTION	2019 ACTIVITY	2020 ACTIVITY	2021 AMENDED BUDGET	2021 PROJECTED ACTIVITY	2022 PROPOSED BUDGET
FIRE DEPARTMENT						
PERSONNEL						
41100	WAGES - FULL-TIME	5,283,750	5,217,068	5,228,700	5,185,306	5,791,777
41200	WAGES - PART-TIME	1,782	0	0	0	9,000
41300	WAGES - OVERTIME	680,837	1,156,823	625,000	969,232	700,000
41400	LONGEVITY PAY	46,358	46,726	44,346	44,346	49,605
41500	CLOTHING ALLOWANCE	41,333	40,067	42,400	42,400	48,800
41600	WELLNESS BONUS	2,550	1,800	3,000	3,000	3,000
41650	EDUCATION BONUS	5,125	4,875	0	0	0
42100	EMPLOYER PORTION FICA	87,601	88,630	89,082	89,082	99,677
42200	EMPLOYER PORTION IMRF	23,699	8,128	7,751	7,751	6,716
42300	EMPLOYER CONTRIB/PENSION	3,503,332	3,951,651	3,535,863	3,535,863	3,721,217
42500	EMPLOYEE HEALTH INSURANCE	1,092,608	1,085,626	1,160,085	1,160,085	1,229,840
42600	WORKER'S COMPENSATION	290,577	290,577	177,136	177,136	255,863
PERSONNEL		**11,059,552**	**11,891,971**	**10,913,363**	**11,214,201**	**11,915,495**
COMMODITIES						
51300	SUPPLIES/PARTS-BUILDINGS	8,200	3,140	8,200	28,500	9,289
51700	SUPPLIES/PARTS-VEHICLES	20,913	20,714	20,000	24,000	22,656
52000	OFFICE SUPPLIES	1,740	2,071	2,000	2,000	2,265
52500	JANITORIAL SUPPLIES	6,697	6,898	4,000	4,200	4,531
52800	FIREFIGHTING SUPPLIES & EQUIPMENT	34,196	9,481	10,700	12,500	12,121
52900	AMBULANCE SUPPLIES & EQUIPMENT	29,634	62,226	34,300	39,500	38,856
53099	ACTIVITIES & SUPPLIES	0	213	1,000	1,000	1,132
53300	SMALL TOOLS & EQUIPMENT	1,018	2,850	2,000	2,000	2,265
54000	UNIFORMS/PROTECTIVE CLOTHING	1,559	4,009	4,180	4,180	4,734
55000	FUEL, OIL, & LUBRICANTS	39,325	30,159	30,600	42,400	34,664
COMMODITIES		**143,282**	**141,761**	**116,980**	**160,280**	**132,513**
CONTRACTUAL SERVICES						
61300	MAINTENANCE-BUILDINGS	18,432	19,323	20,000	20,000	22,123
61500	MAINTENANCE-EQUIPMENT	15,397	23,043	16,300	25,300	18,030
61700	MAINTENANCE-VEHICLES	62,601	67,005	68,795	95,700	76,099
62099	PRINTED MATERIALS	1,876	1,916	1,000	1,000	1,106
62400	TECHNOLOGY SERVICES	2,224	0	0	0	0
62600	MEDICAL SERVICES	19,762	26,596	26,200	26,200	29,322
63800	CONTRACTED SERVICES	63,776	66,546	55,000	55,000	57,750
64000	UTILITIES	4,105	3,663	2,200	2,200	2,433
64500	TELEPHONE SERVICES	18,076	17,215	16,000	16,000	17,698
65100	FREIGHT & POSTAGE	468	195	500	500	553
65200	MARKETING ADS & PUBLIC INFO	2,670	0	0	0	0
66100	DUES & SUBSCRIPTIONS	3,521	2,540	4,020	4,380	4,445
66200	TRAINING/TRAVEL	25,731	18,079	25,000	25,000	27,654
CONTRACTUAL SERVICES		**238,639**	**246,121**	**235,015**	**271,280**	**257,213**
EQUIPMENT						
86300	TELEPHONE & RADIO EQUIPMENT	2,615	913	3,500	3,500	4,200
EQUIPMENT		**2,615**	**913**	**3,500**	**3,500**	**4,200**
TOTAL EXPENDITURES		**11,444,088**	**12,280,766**	**11,268,858**	**11,649,261**	**12,309,421**

CITY OF DEKALB

GL NUMBER	DESCRIPTION	2019 ACTIVITY	2020 ACTIVITY	2021 AMENDED BUDGET	2021 PROJECTED ACTIVITY	2022 REQUESTED BUDGET
Dept 25-27 - FIRE DEPARTMENT - ADMINISTRATION						
PERSONNEL						
100-25-27-41100	WAGES - FULL-TIME	382,525	327,676	324,738	328,329	463,591
100-25-27-41200	WAGES - PART-TIME	1,782	0	0	0	9,000
100-25-27-41300	WAGES - OVERTIME	0	874	0	0	0
100-25-27-41500	CLOTHING ALLOWANCE	800	1,600	1,600	1,600	2,400
100-25-27-42100	EMPLOYER PORTION FICA	10,338	7,452	8,037	8,037	10,833
100-25-27-42200	EMPLOYER PORTION IMRF	23,699	8,128	7,751	7,751	6,716
100-25-27-42300	EMPLOYER CONTRIB/PENSION	184,386	141,130	130,958	130,958	192,477
100-25-27-42500	EMPLOYEE HEALTH INSURANCE	84,232	69,547	77,862	77,862	106,383
100-25-27-42600	WORKER'S COMPENSATION	20,722	20,722	12,632	12,632	18,246
EXPENDITURES - PERSONNEL		708,484	577,129	563,578	567,169	809,646
COMMODITIES						
100-25-27-52000	OFFICE SUPPLIES	1,740	2,071	2,000	2,000	2,265
100-25-27-53099	ACTIVITIES & SUPPLIES	0	213	1,000	1,000	1,132
100-25-27-54000	UNIFORMS/PROTECTIVE CLOTHING	248	0	180	180	203
100-25-27-55000	FUEL, OIL, & LUBRICANTS	39,325	30,159	30,600	42,400	34,664
EXPENDITURES - COMMODITIES		41,313	32,443	33,780	45,580	38,264
CONTRACTUAL SERVICES						
100-25-27-61500	MAINTENANCE-EQUIPMENT	161	2,039	2,300	2,300	2,544
100-25-27-62099	PRINTED MATERIALS	638	1,552	1,000	1,000	1,106
100-25-27-62400	TECHNOLOGY SERVICES	2,224	0	0	0	0
100-25-27-62600	MEDICAL SERVICES	1,040	1,110	1,500	1,500	2,000
100-25-27-63800	CONTRACTED SERVICES	63,776	66,546	55,000	55,000	57,750
100-25-27-64500	TELEPHONE SERVICES	18,076	17,215	16,000	16,000	17,698
100-25-27-65100	FREIGHT & POSTAGE	468	195	500	500	553
100-25-27-66100	DUES & SUBSCRIPTIONS	1,901	505	775	880	856
100-25-27-66200	TRAINING/TRAVEL	1,614	1,690	0	0	0
EXPENDITURES - CONTRACTUAL SERVICES		89,898	90,852	77,075	77,180	82,507
EXPENDITURES - 25-27 - FIRE DEPARTMENT - ADMINISTRATION		**839,695**	**700,424**	**674,433**	**689,929**	**930,417**

CITY OF DEKALB

GL NUMBER	DESCRIPTION	2019 ACTIVITY	2020 ACTIVITY	2021 AMENDED BUDGET	2021 PROJECTED ACTIVITY	2022 REQUESTED BUDGET
Dept 25-28 - FIRE DEPARTMENT - OPERATIONS						
PERSONNEL						
100-25-28-41100	WAGES - FULL-TIME	4,901,225	4,889,392	4,903,962	4,856,977	5,328,186
100-25-28-41300	WAGES - OVERTIME	680,837	1,155,949	625,000	969,232	700,000
100-25-28-41400	LONGEVITY PAY	46,358	46,726	44,346	44,346	49,605
100-25-28-41500	CLOTHING ALLOWANCE	40,533	38,467	40,800	40,800	46,400
100-25-28-41600	WELLNESS BONUS	2,550	1,800	3,000	3,000	3,000
100-25-28-41650	EDUCATION BONUS	5,125	4,875	0	0	0
100-25-28-42100	EMPLOYER PORTION FICA	77,263	81,178	81,045	81,045	88,844
100-25-28-42300	EMPLOYER CONTRIB/PENSION	3,318,946	3,810,521	3,404,905	3,404,905	3,528,740
100-25-28-42500	EMPLOYEE HEALTH INSURANCE	1,008,376	1,016,079	1,082,223	1,082,223	1,123,457
100-25-28-42600	WORKER'S COMPENSATION	269,855	269,855	164,504	164,504	237,617
EXPENDITURES - PERSONNEL		10,351,068	11,314,842	10,349,785	10,647,032	11,105,849
COMMODITIES						
100-25-28-51300	SUPPLIES/PARTS-BUILDINGS	8,200	3,140	8,200	28,500	9,289
100-25-28-51700	SUPPLIES/PARTS-VEHICLES	20,913	20,714	20,000	24,000	22,656
100-25-28-52500	JANITORIAL SUPPLIES	6,697	6,898	4,000	4,200	4,531
100-25-28-52800	FIREFIGHTING SUPPLIES & EQUIPMENT	34,196	9,481	10,700	12,500	12,121
100-25-28-52900	AMBULANCE SUPPLIES & EQUIPMENT	29,634	62,226	34,300	39,500	38,856
100-25-28-53300	SMALL TOOLS & EQUIPMENT	1,018	2,850	2,000	2,000	2,265
100-25-28-54000	UNIFORMS/PROTECTIVE CLOTHING	1,311	4,009	4,000	4,000	4,531
EXPENDITURES - COMMODITIES		101,969	109,318	83,200	114,700	94,249
CONTRACTUAL SERVICES						
100-25-28-61300	MAINTENANCE-BUILDINGS	18,432	19,323	20,000	20,000	22,123
100-25-28-61500	MAINTENANCE-EQUIPMENT	15,236	21,004	14,000	23,000	15,486
100-25-28-61700	MAINTENANCE-VEHICLES	62,601	67,005	68,795	95,700	76,099
100-25-28-62099	PRINTED MATERIALS	1,238	364	0	0	0
100-25-28-62600	MEDICAL SERVICES	18,722	25,486	24,700	24,700	27,322
100-25-28-64000	UTILITIES	4,105	3,663	2,200	2,200	2,433
100-25-28-65200	MARKETING ADS & PUBLIC INFO	2,670	0	0	0	0
100-25-28-66100	DUES & SUBSCRIPTIONS	1,620	2,035	3,245	3,500	3,589
100-25-28-66200	TRAINING/TRAVEL	24,117	16,389	25,000	25,000	27,654
EXPENDITURES - CONTRACTUAL SERVICES		148,741	155,269	157,940	194,100	174,706
EQUIPMENT						
100-25-28-86300	TELEPHONE & RADIO EQUIPMENT	2,615	913	3,500	3,500	4,200
EXPENDITURES - EQUIPMENT		2,615	913	3,500	3,500	4,200
EXPENDITURES - 25-28 - FIRE DEPARTMENT - OPERATIONS		**10,604,393**	**11,580,342**	**10,594,425**	**10,959,332**	**11,379,004**

PUBLIC WORKS DEPARTMENT ORGANIZATIONAL CHART

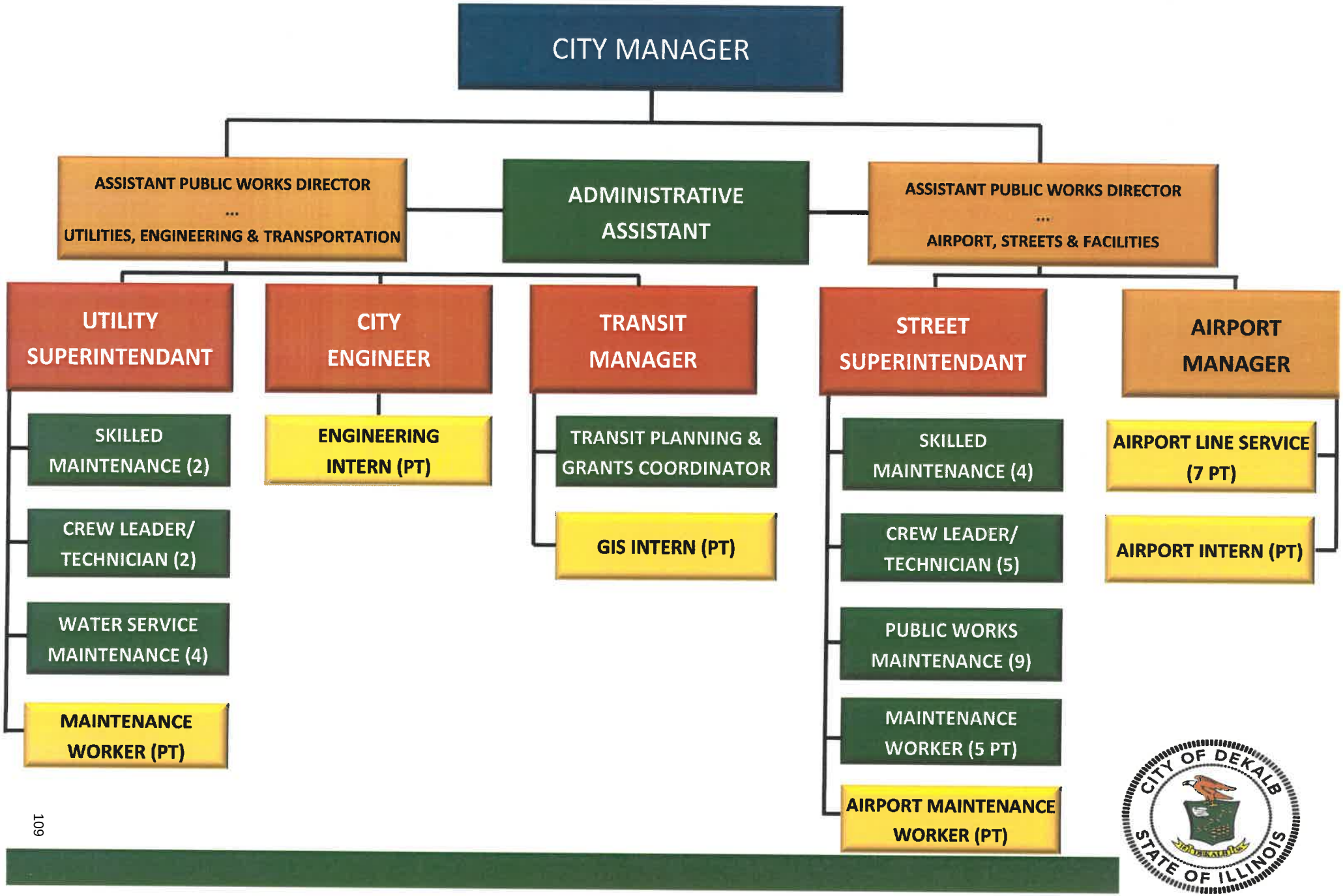

Public Works Department

Department Introduction

The Public Works Department is responsible for planning, operating, maintaining and replacing public infrastructure and equipment necessary to maintain a safe, healthy and attractive community. The department operates under the direction of two department directors, the Director of Streets & Facilities (Andy Raih) and the Director of Utilities & Transportation (Bryan Faivre), under the general supervision of the City Manager. The Public Works Department maintains three operating divisions: Airport, Engineering & Transportation, and Operations (Utilities, Street & Support Services). **The General Fund supports the Street Division, Support Services Division, and Engineering Services; the Water Fund supports the Utilities and Transportation Division; and the Airport Fund supports the Airport Division.** The department has an administrative assistant that handles all clerical duties within the three operating divisions.

The Public Works Department performs a broad range of activities in support of the City's mission to "Deliver high quality municipal services to those who live, work, learn in or visit our community".

The following chart depicts the staffing history for the Public Works department including the Airport, Street and Support Services Divisions.

Staffing Level	FY2020	FY2021	FY2022
FT	33	33	35
PT	18	18	17
Total	**51**	**51**	**52**

Street Division

The Street Division consists of 16 full time employees and serves as the third tier of emergency response within the City of DeKalb (behind the Fire and Police Departments). The Division also employs 4 seasonal employees from June through August to assist in mowing operations, weeding, and downtown maintenance. This division is the most diverse in the Public Works Department. The division is responsible for operating the snow removal program consisting of snow removal and ice control of all city streets, parking lots and alleys. The division plows 335.7 lane miles of streets within the city, in addition to parking lot and alley snow removal. The Street Division also plows all Central Business District sidewalks and arterial sidewalks when under 2" of snow falls. The Street Division operates an onsite sign shop for the fabrication, installation and repair of all city-owned street name and traffic signs. The traffic signal system is monitored and repaired within the Street Division, along with maintenance and repair of intersections owned by other entities. These other entities are billed on a quarterly time and material basis. Pavement markings, street repairs, street sweeping, storm sewer maintenance and repair, forestry operations, ROW maintenance, City-owned property maintenance and the annual leaf collection program are all core functions of the Street Division. The Kishwaukee River maintenance, erosion control, and flood prevention efforts also fall within the purview of the Street Division. In addition to core responsibilities the department also serves as the traffic control liaison for special events, parades, and festivals.

Staffing Level	FY2020	FY2021	FY2022
FT	14	12	16
PT	4	4	4
Total	**18**	**16**	**20**

Support Services Division

The Support Services Division consists of 3 full time employees, two of which are full-time fleet mechanics and one is a facilities worker. This division is responsible for the maintenance, upkeep and repair of the Public Works fleet, equipment, and municipally owned buildings. The Support Services Division services more than 250 vehicles and specialty equipment spread over numerous city departments including the Street Division, Utilities Division, Police Department, Code Compliance, and Airport. Daily duties include preventative maintenance, diagnostics, repairs, specialty equipment maintenance and repairs, inspection scheduling and biannual safety lane testing. The Support Services Division also assists in new vehicle specifications, capital planning, and oversees part orders and inventory. With an aging fleet the mechanic technicians have had to shift from an ideal preventative maintenance approach in fleet management to a repair-oriented approach in order to keep the City's fleet on the road. The Support Services Division also maintains 22 municipally owned buildings. Maintenance includes preventative maintenance to HVAC, plumbing and grounds. regular repairs to the buildings, contractual oversight, and inventory and capital planning. Support Service employees also assist in other aspects of public works including snow plowing, forestry, and leaf collection as required.

Staffing Level	FY2020	FY2021	FY2022
FT	2	3	3
PT	0	0	0
Total	**2**	**3**	**3**



Recent Accomplishments

2021 was a challenging year in the Public Works Department navigating COVID19 protocols while providing efficient service to the residents of the City. Many improvements were made to the Central Business District. Public Works redesigned the tree wells and brickwork along North Second Street to allow growth for the trees to thrive for years to come. This process will also be followed in the coming years to prevent damage and hazards to the public due to heaving bricks caused by the trees. The Public Works sign department made significant progress in fabricating and replacing street name signs throughout the City. In addition, the sign department has updated all stop and warning signs citywide to increase reflectivity and safety for motorists and pedestrians.

An additional Electric Car Charging Station has been installed in the Central Business District. It is located in Van Buer Plaza and provides for two additional charging ports promoting green driving practices within the community. Public Works facilitated a community mural project at the Hopkins Park underpass on the Sycamore Road Corridor. The underpass had been plagued with graffiti for years and had become a burden on the budget and staff time for the purposes of cleaning and covering up graffiti. A geometric shaped mural was masked off by staff and a community painting day was established. More than one hundred community members came out with family and friends to participate in the painting of the

underpass. An anti-graffiti coating was later added to the mural to prevent future vandalism and has removed a regular nuisance in the community.

GL NUMBER	DESCRIPTION	2019 ACTIVITY	2020 ACTIVITY	2021 AMENDED BUDGET	2021 PROJECTED ACTIVITY	2022 PROPOSED BUDGET
PUBLIC WORKS						
PERSONNEL						
41100	WAGES - FULL-TIME	1,090,428	1,234,462	1,144,693	1,141,741	1,278,598
41200	WAGES - PART-TIME	31,689	24,344	18,648	37,550	55,385
41300	WAGES - OVERTIME	180,578	139,777	150,000	151,835	160,000
41400	LONGEVITY PAY	23,979	21,012	18,979	18,979	13,817
41500	CLOTHING ALLOWANCE	7,507	7,188	6,481	6,481	8,161
41550	CAR ALLOWANCE	476	0	0	0	0
42100	EMPLOYER PORTION FICA	93,239	99,931	102,418	98,239	115,969
42200	EMPLOYER PORTION IMRF	157,017	197,453	191,951	185,606	179,505
42500	EMPLOYEE HEALTH INSURANCE	320,547	279,325	319,428	319,428	359,933
42600	WORKER'S COMPENSATION	66,016	66,016	40,243	40,243	58,129
PERSONNEL		**1,971,476**	**2,069,508**	**1,992,841**	**2,000,102**	**2,229,497**
COMMODITIES						
51300	SUPPLIES/PARTS-BUILDINGS	18,660	18,553	15,500	19,000	16,723
51410	SUPPLIES/PARTS-STREETS	39,021	40,853	0	0	10,000
51430	SUPPLIES/PARTS-STORM SEWERS	12,992	7,975	23,000	15,500	24,815
51500	SUPPLIES/PARTS-EQUIPMENT	0	367	3,000	1,000	3,237
51700	SUPPLIES/PARTS-VEHICLES	73,360	71,291	91,000	67,500	77,177
51997	STREETLIGHTS, PARTS	12,857	6,993	15,000	23,500	16,184
51998	TRAFFIC & STREET SIGNS	27,022	22,758	0	0	0
51999	SUPPLIES/PARTS-TRAFFIC SIGNALS	17,504	28,211	0	0	0
52000	OFFICE SUPPLIES	841	365	750	325	850
52500	JANITORIAL SUPPLIES	5,584	8,221	10,500	9,100	11,328
53100	ICE/SNOW CONTROL SUPPLIES	195,206	93,216	1,500	1,500	1,618
53300	SMALL TOOLS & EQUIPMENT	5,841	9,063	8,000	8,000	9,170
54000	UNIFORMS/PROTECTIVE CLOTHING	36	827	500	1,300	0
55000	FUEL, OIL, & LUBRICANTS	116,851	72,930	137,650	103,100	149,077
COMMODITIES		**525,775**	**381,623**	**306,400**	**249,825**	**320,179**
CONTRACTUAL SERVICES						
61100	MAINTENANCE-GROUNDS	15,763	10,429	27,500	18,000	28,972
61300	MAINTENANCE-BUILDINGS	55,223	36,692	42,900	45,000	45,196
61400	MAINTENANCE-INFRASTRUCTURE	26,211	13,527	27,340	22,000	28,803
61420	MAINTENANCE-STREETS	0	2,250	10,500	0	11,062
61430	MAINTENANCE-STORM SEWERS	990	9,917	10,000	0	10,535
61450	MAINTENANCE-SIDEWALKS	4,335	0	0	0	0
61500	MAINTENANCE-EQUIPMENT	7,275	1,260	9,950	6,500	10,482
61599	WARNING SIRENS	6,480	6,720	6,800	6,960	7,164
61700	MAINTENANCE-VEHICLES	66,152	47,260	56,000	80,000	80,000
62099	PRINTED MATERIALS	199	195	250	700	263
62300	ARCHITECT/ENGINEERING SERVICES	122,523	48,348	0	1,000	0
63100	FORESTRY SERVICES	58,275	53,001	76,000	76,000	100,000
63400	SNOW REMOVAL SERVICES	19,388	31,388	80,000	80,000	80,000
63600	WEATHER SERVICES	6,598	3,384	3,200	3,200	3,371
63800	CONTRACTED SERVICES	81,683	73,477	98,050	65,000	103,296
64000	UTILITIES	18,853	15,913	16,500	15,000	17,383
64100	ELECTRIC SERVICES	30,158	27,358	80,000	62,500	80,000
64500	TELEPHONE SERVICES	9,032	8,788	8,100	9,600	8,700
65100	FREIGHT & POSTAGE	52	83	100	0	150
65200	MARKETING ADS & PUBLIC INFO	105	198	250	500	263
65400	TAXES, LICENSES, & FEES	23,541	3,429	12,000	13,495	12,643
65500	RENTAL-BLDG & EQUIP	736	1,543	1,400	1,000	1,475

GL NUMBER	DESCRIPTION	2019 ACTIVITY	2020 ACTIVITY	2021 AMENDED BUDGET	2021 PROJECTED ACTIVITY	2022 PROPOSED BUDGET
66100	DUES & SUBSCRIPTIONS	752	1,045	250	362	263
66200	TRAINING/TRAVEL	794	0	6,950	3,850	7,545
69700	SPECIAL PROJECTS	22,896	12,149	10,000	17,500	11,726
CONTRACTUAL SERVICES		**578,014**	**408,354**	**584,040**	**528,167**	**649,292**
EQUIPMENT						
86000	EQUIPMENT	10,486	6,500	7,500	5,500	7,800
EQUIPMENT		**10,486**	**6,500**	**7,500**	**5,500**	**7,800**
TOTAL EXPENDITURES		**3,085,751**	**2,865,985**	**2,890,781**	**2,783,594**	**3,206,768**

CITY OF DEKALB

GL NUMBER	DESCRIPTION	2019 ACTIVITY	2020 ACTIVITY	2021 AMENDED BUDGET	2021 PROJECTED ACTIVITY	2022 REQUESTED BUDGET
Dept 30-31 - PUBLIC WORKS - ADMINISTRATION						
PERSONNEL						
100-30-31-41100	WAGES - FULL-TIME	93,360	212,167	175,632	175,632	188,239
100-30-31-41200	WAGES - PART-TIME	0	548	0	0	0
100-30-31-41300	WAGES - OVERTIME	0	11	0	0	0
100-30-31-41550	CAR ALLOWANCE	476	0	0	0	0
100-30-31-42100	EMPLOYER PORTION FICA	6,629	15,332	13,436	13,436	14,400
100-30-31-42200	EMPLOYER PORTION IMRF	11,437	31,593	25,537	25,537	23,135
100-30-31-42500	EMPLOYEE HEALTH INSURANCE	22,231	38,618	39,095	39,095	41,746
100-30-31-42600	WORKER'S COMPENSATION	2,040	2,040	1,244	1,244	1,797
EXPENDITURES - PERSONNEL		136,173	300,309	254,944	254,944	269,317
COMMODITIES						
100-30-31-52000	OFFICE SUPPLIES	20	159	200	125	300
EXPENDITURES - COMMODITIES		20	159	200	125	300
CONTRACTUAL SERVICES						
100-30-31-62099	PRINTED MATERIALS	0	68	0	0	0
100-30-31-62300	ARCHITECT/ENGINEERING SERVICES	0	47,348	0	0	0
100-30-31-64500	TELEPHONE SERVICES	9,032	8,415	7,500	9,000	8,000
100-30-31-65100	FREIGHT & POSTAGE	52	29	100	0	150
100-30-31-66100	DUES & SUBSCRIPTIONS	502	0	0	0	0
100-30-31-66200	TRAINING/TRAVEL	226	0	500	0	750
EXPENDITURES - CONTRACTUAL SERVICES		9,812	55,860	8,100	9,000	8,900
EXPENDITURES - 30-31 - PUBLIC WORKS - ADMINISTRATION		**146,005**	**356,328**	**263,244**	**264,069**	**278,517**

CITY OF DEKALB

GL NUMBER	DESCRIPTION	2019 ACTIVITY	2020 ACTIVITY	2021 AMENDED BUDGET	2021 PROJECTED ACTIVITY	2022 REQUESTED BUDGET
Dept 30-33 - PUBLIC WORKS - STREET DIVISION						
PERSONNEL						
100-30-33-41100	WAGES - FULL-TIME	908,913	905,501	773,861	773,861	879,493
100-30-33-41200	WAGES - PART-TIME	22,934	22,689	10,548	29,450	11,082
100-30-33-41300	WAGES - OVERTIME	168,075	124,292	130,000	129,029	135,000
100-30-33-41400	LONGEVITY PAY	22,641	19,555	17,503	17,503	12,269
100-30-33-41500	CLOTHING ALLOWANCE	6,782	6,149	5,401	5,401	7,081
100-30-33-42100	EMPLOYER PORTION FICA	78,729	75,041	71,704	68,375	79,936
100-30-33-42200	EMPLOYER PORTION IMRF	133,219	145,834	134,752	128,578	127,059
100-30-33-42500	EMPLOYEE HEALTH INSURANCE	263,877	198,979	233,197	233,197	270,997
100-30-33-42600	WORKER'S COMPENSATION	59,402	59,402	36,211	36,211	52,305
EXPENDITURES - PERSONNEL		1,664,572	1,557,442	1,413,177	1,421,605	1,575,222
COMMODITIES						
100-30-33-51300	SUPPLIES/PARTS-BUILDINGS	7,037	5,236	3,000	7,500	3,237
100-30-33-51410	SUPPLIES/PARTS-STREETS	39,021	40,853	0	0	10,000
100-30-33-51430	SUPPLIES/PARTS-STORM SEWERS	12,992	7,975	23,000	15,500	24,815
100-30-33-51500	SUPPLIES/PARTS-EQUIPMENT	0	367	3,000	1,000	3,237
100-30-33-51700	SUPPLIES/PARTS-VEHICLES	72,151	71,404	88,000	67,500	77,177
100-30-33-51997	STREETLIGHTS, PARTS	12,857	6,993	15,000	23,500	16,184
100-30-33-51998	TRAFFIC & STREET SIGNS	27,022	22,758	0	0	0
100-30-33-51999	SUPPLIES/PARTS-TRAFFIC SIGNALS	17,504	28,211	0	0	0
100-30-33-52000	OFFICE SUPPLIES	355	179	500	200	500
100-30-33-52500	JANITORIAL SUPPLIES	387	1,211	1,500	900	1,618
100-30-33-53100	ICE/SNOW CONTROL SUPPLIES	194,040	93,216	0	0	0
100-30-33-53300	SMALL TOOLS & EQUIPMENT	5,279	7,864	7,000	7,000	8,091
100-30-33-54000	UNIFORMS/PROTECTIVE CLOTHING	36	673	0	1,300	0
100-30-33-55000	FUEL, OIL, & LUBRICANTS	112,392	69,016	130,000	102,000	142,577
EXPENDITURES - COMMODITIES		501,073	355,956	271,000	226,400	287,436
CONTRACTUAL SERVICES						
100-30-33-61100	MAINTENANCE-GROUNDS	11,141	7,616	15,000	11,000	15,803
100-30-33-61300	MAINTENANCE-BUILDINGS	20,115	8,880	9,900	12,000	10,430
100-30-33-61400	MAINTENANCE-INFRASTRUCTURE	26,211	13,527	27,340	22,000	28,803
100-30-33-61420	MAINTENANCE-STREETS	0	2,250	10,500	0	11,062
100-30-33-61430	MAINTENANCE-STORM SEWERS	990	9,917	10,000	0	10,535
100-30-33-61450	MAINTENANCE-SIDEWALKS	4,335	0	0	0	0
100-30-33-61500	MAINTENANCE-EQUIPMENT	5,818	740	5,950	4,500	6,268
100-30-33-61700	MAINTENANCE-VEHICLES	66,152	47,260	55,000	80,000	80,000
100-30-33-62099	PRINTED MATERIALS	199	127	250	700	263
100-30-33-63100	FORESTRY SERVICES	58,275	53,001	76,000	76,000	100,000
100-30-33-63400	SNOW REMOVAL SERVICES	19,388	31,388	80,000	80,000	80,000
100-30-33-63600	WEATHER SERVICES	6,598	3,384	3,200	3,200	3,371
100-30-33-63800	CONTRACTED SERVICES	145	35	0	0	0
100-30-33-65100	FREIGHT & POSTAGE	0	54	0	0	0
100-30-33-65200	MARKETING ADS & PUBLIC INFO	105	198	250	500	263
100-30-33-65400	TAXES, LICENSES, & FEES	220	185	1,000	500	1,054
100-30-33-65500	RENTAL-BLDG & EQUIP	736	1,543	1,400	1,000	1,475
100-30-33-66100	DUES & SUBSCRIPTIONS	250	1,045	250	362	263
100-30-33-66200	TRAINING/TRAVEL	568	0	5,200	3,350	5,478
100-30-33-69700	SPECIAL PROJECTS	22,896	12,149	10,000	17,500	11,726
EXPENDITURES - CONTRACTUAL SERVICES		244,142	193,299	311,240	312,612	366,794
EQUIPMENT						
100-30-33-86000	EQUIPMENT	10,486	6,500	7,500	5,500	7,800
EXPENDITURES - EQUIPMENT		10,486	6,500	7,500	5,500	7,800
EXPENDITURES - 30-33 - PUBLIC WORKS - STREET DIVISION		**2,420,273**	**2,113,197**	**2,002,917**	**1,966,117**	**2,237,252**

CITY OF DEKALB

GL NUMBER	DESCRIPTION	2019 ACTIVITY	2020 ACTIVITY	2021 AMENDED BUDGET	2021 PROJECTED ACTIVITY	2022 REQUESTED BUDGET
Dept 30-32 - PUBLIC WORKS - SUPPORT SERVICES						
PERSONNEL						
100-30-32-41100	WAGES - FULL-TIME	88,155	115,328	123,721	120,769	132,116
100-30-32-41200	WAGES - PART-TIME	0	0	0	0	36,000
100-30-32-41300	WAGES - OVERTIME	12,503	15,474	20,000	22,806	25,000
100-30-32-41400	LONGEVITY PAY	1,338	1,457	1,476	1,476	1,548
100-30-32-41500	CLOTHING ALLOWANCE	725	1,039	1,080	1,080	1,080
100-30-32-42100	EMPLOYER PORTION FICA	7,211	9,361	11,190	10,340	14,974
100-30-32-42200	EMPLOYER PORTION IMRF	12,361	19,808	21,269	21,098	19,633
100-30-32-42500	EMPLOYEE HEALTH INSURANCE	34,439	41,728	40,156	40,156	40,172
100-30-32-42600	WORKER'S COMPENSATION	4,574	4,574	2,788	2,788	4,027
EXPENDITURES - PERSONNEL		161,306	208,769	221,680	220,513	274,550
COMMODITIES						
100-30-32-51300	SUPPLIES/PARTS-BUILDINGS	11,623	13,317	12,500	11,500	13,486
100-30-32-51700	SUPPLIES/PARTS-VEHICLES	342	(113)	3,000	0	0
100-30-32-52500	JANITORIAL SUPPLIES	5,197	7,010	9,000	8,200	9,710
100-30-32-53100	ICE/SNOW CONTROL SUPPLIES	1,166	0	1,500	1,500	1,618
100-30-32-53300	SMALL TOOLS & EQUIPMENT	562	1,199	1,000	1,000	1,079
100-30-32-54000	UNIFORMS/PROTECTIVE CLOTHING	0	154	500	0	0
100-30-32-55000	FUEL, OIL, & LUBRICANTS	1,677	826	2,150	1,100	0
EXPENDITURES - COMMODITIES		20,567	22,393	29,650	23,300	25,893
CONTRACTUAL SERVICES						
100-30-32-61100	MAINTENANCE-GROUNDS	4,622	2,813	12,500	7,000	13,169
100-30-32-61300	MAINTENANCE-BUILDINGS	35,108	27,812	33,000	33,000	34,766
100-30-32-61500	MAINTENANCE-EQUIPMENT	1,373	520	4,000	2,000	4,214
100-30-32-61599	WARNING SIRENS	6,480	6,720	6,800	6,960	7,164
100-30-32-61700	MAINTENANCE-VEHICLES	0	0	1,000	0	0
100-30-32-63800	CONTRACTED SERVICES	81,538	73,442	98,050	65,000	103,296
100-30-32-64000	UTILITIES	18,853	15,913	16,500	15,000	17,383
100-30-32-64100	ELECTRIC SERVICES	30,158	27,358	80,000	62,500	80,000
100-30-32-65400	TAXES, LICENSES, & FEES	23,321	3,244	11,000	12,995	11,589
100-30-32-66200	TRAINING/TRAVEL	0	0	1,250	500	1,317
EXPENDITURES - CONTRACTUAL SERVICES		201,453	157,822	264,100	204,955	272,898
EXPENDITURES - 30-32 - PUBLIC WORKS - SUPPORT SERVICES		**383,326**	**388,984**	**515,430**	**448,768**	**573,341**

CITY OF DEKALB

GL NUMBER	DESCRIPTION	2019 ACTIVITY	2020 ACTIVITY	2021 AMENDED BUDGET	2021 PROJECTED ACTIVITY	2022 REQUESTED BUDGET
Dept 30-35 - PUBLIC WORKS - ENGINEERING						
PERSONNEL						
100-30-35-41100	WAGES - FULL-TIME	0	1,466	71,479	71,479	78,750
100-30-35-41200	WAGES - PART-TIME	8,755	1,107	8,100	8,100	8,303
100-30-35-42100	EMPLOYER PORTION FICA	670	197	6,088	6,088	6,659
100-30-35-42200	EMPLOYER PORTION IMRF	0	218	10,393	10,393	9,678
100-30-35-42500	EMPLOYEE HEALTH INSURANCE	0	0	6,980	6,980	7,018
EXPENDITURES - PERSONNEL		9,425	2,988	103,040	103,040	110,408
COMMODITIES						
100-30-35-51700	SUPPLIES/PARTS-VEHICLES	867	0	0	0	0
100-30-35-52000	OFFICE SUPPLIES	466	27	50	0	50
100-30-35-55000	FUEL, OIL, & LUBRICANTS	2,782	3,088	5,500	0	6,500
EXPENDITURES - COMMODITIES		4,115	3,115	5,550	0	6,550
CONTRACTUAL SERVICES						
100-30-35-61500	MAINTENANCE-EQUIPMENT	84	0	0	0	0
100-30-35-62300	ARCHITECT/ENGINEERING SERVICES	122,523	1,000	0	1,000	0
100-30-35-64500	TELEPHONE SERVICES	0	373	600	600	700
EXPENDITURES - CONTRACTUAL SERVICES		122,607	1,373	600	1,600	700
EXPENDITURES - 30-35 - PUBLIC WORKS - ENGINEERING		**136,147**	**7,476**	**109,190**	**104,640**	**117,658**

COMMUNITY DEVELOPMENT ORGANIZATIONAL CHART

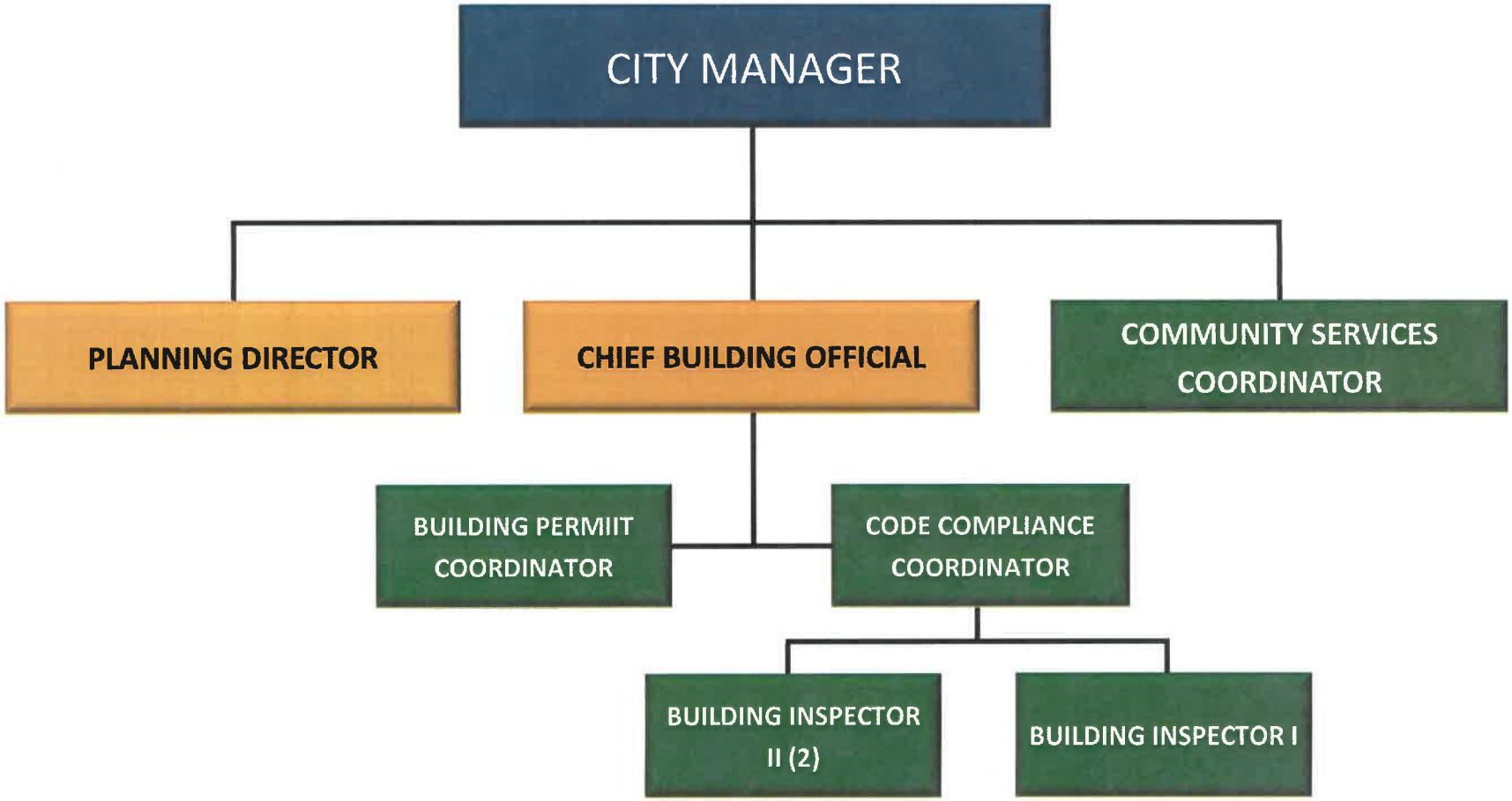

Community Development Department

Department Introduction

The Community Development Department is responsible for the Planning, Economic Development, Community Development Block Grant (CDBG), Human Services Funding Grants, Housing Rehabilitation Assistance Program, Neighborhood Support Programs, Zoning Review and Entitlement, Construction Permitting, and Code Enforcement functions within the City government. The Department promotes responsible development and the sound maintenance of properties in the City, supporting the success of local business and promoting the community to new businesses and residents. Programming includes long range planning, the attraction and retention of quality businesses, efficient development review processes, community services and the enforcement of locally adopted zoning, building and property maintenance codes.

The Department's mission is to be responsive to local residents and their development concerns and needs, and to maintain a positive business climate that brings confidence to investors, resulting in an expanding, diversified and balanced tax base, thereby lessening the tax burden on individual property owners. The Department's offices are often the first point of contact for new and existing businesses, developers, and contractors. To assist these interested parties, the Department makes a significant effort to remain informed about local opportuities. The Department also coordinates with other City departments and governmental entities to review and approve development projects to ensure high quality developments are delivered in a responsible and timely manner.

Staffing Level	FY2020	FY2021	FY2022
FT	7	7	7
PT	1	0	0
Total*	**7.5**	**7**	**7**

*Does not include part-time contractual plumbing inspection, as needed.

FY2021 Accomplishments

Facebook Data Center: On June 30, 2020 it was announced that Facebook would be constructing a 970,000 sq. ft. data center on 505 acres of property generally located east of Rt. 23 and south of Gurler Road in the I-88 Corridor. By early 2021 the data center building was 80% framed and construction has progressed smoothly through the year. It is expected that the first data hall will be occupied in 2022. The data center project is a transformative industrial development that will impact generations of DeKalb County residents. The City staff, the DeKalb County Economic Development Corporation, and state officials worked together to make this project possible. During the summer of 2021 there were over 1,000 construction workers on the site each day and when buildout is complete, there will be 100 permanent

jobs. In addition to jobs, Facebook DeKalb will be 100% powered by renewable energy and will be LEED Gold certified upon completion.

Ferrara Candy Company: During the summer of 2021 construction on the 1,222,400 square foot food distribution center and 466,560 square foot packing center for the Ferrara Candy Company along the north side of Gurler Road was completed. The facility will employ a combined 500 people. The project is a significant economic development driver, producing jobs, tax revenue and tremendous opportunity for the City of DeKalb and surrounding area.

Project Barb: On July 26, 2021 the City Council approved an amendment to the Chicago West Business Center along Gurler Road to accommodate a 700,000 sq. ft. warehouse and distribution facility known as Project Barb. The subject site is about 58 acres and located along the north side of Gurler Road between the existing Ferrara Packing Center and Crego Road. Mass grading on the site started in early August 2021 and a building permit was issued in October 2021. Completion of the project is set for 2022.

Agora Tower: In the summer of 2020 construction started on a four-story mixed-use development at the northeast corner of E. Locust Street and N. 4th Street. The building will feature 94 one and two-bedroom apartment units and approximately 12,000 sq. ft. of commercial space on the ground floor. During 2021, construction moved along briskly and will be completed in 2022. The total project cost was about $13.8 million with $3 million in TIF assistance provided by the City.

Isaac Executive Suites: Approved in June 2020 and completed in July 2021, Isaac Executive Suites is a four-story building that contains 59 executive suites and ground-level commercial space with a banquet and conference room and exercise room. The mixed-use building is located on a 2.5-acre site at the southwest corner of Sycamore Road and Oakland Drive. All the units are one-bedroom and fully furnished and serve

people that are in the area for a period longer than a hotel stay but do not want to sign a one-year lease agreement.

Johann DeKalb Suites - The City Council approved the rezoning of the former DeKalb Municipal Building site along S. 4th Street in October 2020 to accommodate a 57-unit upscale residential project in three, two-story buildings. There will be a total of 49 one-bedroom units and eight two-bedroom units in the project. Amenities will include meeting space, exercise and recreational facilities, and accessory enclosed parking. The southeast portion of the site where the DeKalb County Community Gardens previously maintained a green space has been dedicated to similar uses. The purchase price for the City's 2.5-acre property was $600,000 and a TIF funding request of $750,000 was extended to cover demolition, the upgrading of underground utilities, sidewalk improvements, and other TIF-eligible costs. Demolition of the former Municipal Building was completed in the fall of 2021.

Safe Passage - In December 2020 the City Council approved the rezoning of 217 Franklin Street for Safe Passage to construct a two-story 42,000 sq. ft. building at the former DeKalb Clinic site. The facility will contain an emergency shelter, counseling services, administrative offices, an outdoor playground and other accessory uses. Safe Passage is DeKalb County's only domestic violence and sexual assault crisis center. Construction is planned to start in 2022.

Wehrli Custom Fabrication - Site work commenced along the north side of Harvestore Drive across from Corporate Drive in April 2021 for a new building for Wehrli Custom Fabrication. The 112,000 sq. ft. building is on an 11-acre site and will replace their 30,000 sq. ft. space at 300 Harvestore Drive. Wehrli specializes in high-performance diesel upgrades and custom metal fabrication for trucks. They are a growing company currently employing 38 people. The firm plans to add 5-8 employees in the next 24 months.

Pizza Hut - Construction on a new 6,300 sq. ft. Pizza Hut Restaurant along W. Lincoln Highway at Carroll Avenue was completed in early 2021. This welcome addition to the W. Lincoln Highway corridor also contains space for two other commercial tenants.

Raising Cane's Chicken Fingers Restaurant: In late 2020 a new 3,350 sq. ft. Raising Cane's Chicken Fingers Restaurant with a drive-through and outdoor eating area opened at 2411 Sycamore Road. Raising Cane's is a national fast-food restaurant chain specializing in chicken fingers that is based out of Baton Rouge, Louisiana. The company has about 450 restaurants in 27 states.

Former Eduardo's Mexican Restaurant Building - Renovation began in the summer of 2020 at the former Eduardo's Restaurant Building at 206 E. Lincoln Highway. Extensive remodeling on the second floor created four luxury apartment units, which were completed in the summer of 2021. The City Council approved $216,800 in TIF funding for the project that totaled $542,000 in estimated construction costs. Space is available on the ground floor for commercial uses.

Other Planning and Zoning Activity: Other zoning and development activity in 2021 included the following:

- Amended special use permit to allow private therapeutic day school (The Menta Group) in the former Chesebro Elementary School at 900 E. Garden Street.
- A special use permit and variances to accommodate an employee parking lot for Nehring Electrical along E. Locust St. to ease the burden of on-street parking.
- A special use permit for the office development at the corner of Sycamore Road and E. Hillcrest Drive to allow apartment units on the upper floors of the buildings.
- Rezoning of 304 N. 10th Street to establish 1,550 sq. ft. of commercial space on the ground floor of an existing building along with two 2-bedroom apartment units on the second floor.
- Amendment to the Northland Plaza Shopping Center Planned Development to permit a larger sign for TJ Maxx, which re-located from another multi-tenant building along Sycamore Road.
- Rezoning of 1221 W. Lincoln Highway to make way for a future 6,000 sq. ft. commercial building by the owner of Fatty's Pub and Grille.
- Rezoning of 1221 Sycamore Road to allow for the expansion of the Adventure Works outdoor activities area along Sycamore Road.
- Approved a three-lot subdivision plat for CST Storage along Harvestore Drive to permit the selling of excess property for future development.

Building Permit Activity: Despite the continuing effects of COVID-19 the amount of building activity in the City has remained strong. The total number of permits is up 25% over the same period in 2020 (January - September). The Department saw a 68% increase in roof permits, mostly attributed to needed maintenance for duplexes at Eden's Garden Subdivision. Residential additions, alterations and HVAC work also saw growth in 2021. Another good sign was the increase in new single-family homes, which rose from five in 2020 to nine in 2021. Non-residential additions or alterations were slightly down; however, the construction of new non-residential buildings rose by 64%.

Building Permit and Planning Software: Starting in the summer of 2021, the Department began transferring data to set up a new permitting and planning software system from BS&A that will be coordinated with zoning, business licensing, utility billing and fee payments. The consolidation into one system will streamline access to information about property maintenance, relevant ordinances, codes,

and licensing. The new software will also produce reports that will be more comprehensive and will eliminate the potential for data entry when transferring information from one system to another.

University Village Collaborative: The Collaborative is a partnership of local social service providers who have made a commitment to provide on-site services at University Village, the largest HUD-funded apartment complex in the City. Partners include Community Coordinated Childcare (4-C), Adventure Works, DeKalb County Community Gardens, University of Illinois Extension Service, Kishwaukee College, Illinois WorkNet, Family Service Agency, the DeKalb County Health Department, DeKalb Township, the Regional Office of Education, and other community entities who participate in monthly meetings to share resources and plan events to engage UV residents in partner services. Due to the ongoing pandemic, most agencies continued to support residents by providing services remotely during the first half of 2021. Mobile food distributions continued on site, along with free diaper distributions. Adventure Works made weekly visits via ride-throughs to share treats, activities, and information on the collaborative's services. As COVID-19 restrictions began to relax and the weather improved, collaborative members were on site to help promote Camp Power at their kick-off event and monthly meetings have transitioned to a hybrid of an in-person plus online format. The collaborative plans to reinstate quarterly Open Houses to re-engage residents and on-site case management services have been reinstated using a conference room in the Community Building. 2021 was a year of gradual rebuilding to help move past the isolation, fear, and restrictions of the Coronavirus Pandemic to re-establish supportive relationships with property residents.

Strong Communities Program: The City applied for and received a $100,000 grant from the Illinois Housing Development Authority to assist with the rehabilitation demolition of abandoned residential properties. The City identified three abandoned residential structures that were potential candidates for demolition. One property will be demolished in 2021 using these funds and a second property is in the approval process. The Community Services Coordinator is working with the Department staff to identify a third property to fully utilize this funding.

Annie Glidden North Revitalization: The City continues to make progress in support of the recommendations of the 2018 Annie Glidden North (AGN) Revitalization Plan and the ten transformational projects to revitalize the northwest side of the community. During 2021, both the condemned Campus Cinema building and the condemned multi-unit residential structure located at 912 Edgebrook Drive were demolished. The City used an Opportunity Zone Grant to assist with expenses and CDBG funds were used for the majority of costs for 912 Edgebrook. CDBG funds were also used to install new solar-powered street lighting throughout the neighborhood, plus free Wi-Fi service was installed and is up and running. Work has begun on Twombly Road improvements including new curbs, gutters, street resurfacing, new sidewalks, and a bike path to ensure safe modes of travel for people who live in the neighborhood.

In addition, the City purchased the property known as Hunter-Hillcrest at 1011-1027 W. Hillcrest Drive for $1,185,000. The property contains a distressed shopping center and substandard apartments that do not contribute to the goals of the AGN Plan. The current tenants will be assisted with relocation services and the building will be demolished to make way for a project that will positively contribute to the revitalization of the area.

Housing Rehabilitation: The Community Development Block Grant (CDBG) also funds improvements to single family housing that is owned and occupied by low-income residents. During 2021, very few applications for assistance were received. The enduring COVID-19 pandemic during the first half of the year made residents very hesitant to allow contractors into their homes. During the Third Quarter, a few

applications were received, and two projects were initiated. The Fourth Quarter of 2021 saw a marked increase in calls for assistance. It is anticipated the number of projects will increase as the pandemic subsides.

Community Services: During FY 2021, the City administered both CDBG Entitlement and CDBG COVID-19 funds. A second allocation of CDBG COVID-19 funds was received resulting in a total allocation of $544,324 in additional funding to prevent, prepare for, and respond to the Coronavirus Pandemic. The additional COVID-19 funding was used to support a total of eight Public Service grantees in their efforts to safely provide services to the residents during the pandemic. Regular CDBG Entitlement funds totaling $63,000 provided support to five local agencies for transportation of low-income children to and from daycare to school, a Summer Meals Program at University Village for low-income children, and additional services for the elderly, homeless, and survivors of domestic violence.

The 2021 Human Services funding in the amount of $150,000 was allocated to support the provision of services by fourteen local agencies that provided assistance to the elderly, survivors of domestic violence, at-risk youth, people with disabilities, the homeless, and people of low-income.

In addition, numerous calls were received from individual residents for rental assistance, utility assistance, food, shelter for the homeless, and other pandemic and non-pandemic-related needs. The Community Services Coordinator worked with each caller to identify their needs and connect them to the appropriate community resources if the needs were for services the City does not provide.

Powering Safe Communities Grant: The City received a ComEd grant through the Metropolitan Mayors Caucus to fund 50% of the purchase and installation of a second electric car charging station. The new charger was installed in Palmer Court near the Egyptian Theater and numerous restaurants and shops. As COVID-19 restrictions continue to ease, it is hoped the new charger will be an incentive for electric car owners to visit the downtown area to shop or dine while their car recharges.

Belonging Council: The civil unrest that resulted from the incidents that occurred in the summer of 2020 brought about several changes in the City. One of these changes was the creation of a Belonging Council to address the issues of equity and inclusion for people of color. The City has played a vital role in this effort. The City re-purposed a vacant city-owned property (217 S. Fourth Street) to house a number of grassroots organizations that have been created by people of color. The new "Belonging Building" now houses five new agencies and is the home of the Belonging Council. During 2021, a job fair and several other community events were held at the site to promote the collaborative efforts of the Council and the agencies to address issues related to racial equity and create a culture of belonging for all City residents.

FY2022 Initiatives

Economic Development: Continue aggressive Economic Development efforts to promote properties within the community for new development or redevelopment that follow the recommendations of the Comprehensive Plan and Sub-Area Plans and the City's goals and policies.

Comprehensive Plan Update: Update the 2005 Comprehensive Plan. Conduct an inventory and analysis of land uses and demographics, establish goals and objectives, draft future land use plan, solicit public input, conduct public hearings and adopt plan.

Manufacturing/Warehouse/Distribution/High Tech Facilities: Promote the development of large-scale manufacturing, distribution, and high-tech facilities that are transformative, which will bring in jobs and broaden and diversify the property tax base.

Downtown Redevelopment: Encourage continued development and redevelopment in the downtown area by focusing on projects that are compatible with various Downtown Plans and will provide a sustainable environment for existing and future businesses.

TIF Funding: Focus on TIF #3 for future private redevelopment projects. Award TIF funding for projects that meet the City Council's established protocols and criteria.

Annie Glidden North Revitalization: Continue to identify resources that support the recommendations of the Annie Glidden North Revitalization Plan to stabilize the northwest side of the community. Continue to support revitalization efforts in the AGN Neighborhood including targeted projects and services using CDBG funds. Engage residents and support expansion of services at University Village.

Community Rehabilitation Services: Identify and demolish abandoned residential structures to fully utilize the Strong Communities Program funds. Work on marketing and rebuilding participation in the Housing Rehabilitation Program as COVID-19 safety protocols allow. Continue oversight and administration of the CDBG Entitlement and CDBG-CV funds to ensure full and appropriate utilization of this funding for the benefit of City residents.

Human Services: Solicit proposals and allocate funding to established local agencies using the 2022 allocation of Human Services Funding. Create and support a program ($50,000) for newly established grassroots organizations that provides starter grants for new not-for-profits that provide services targeted toward disadvantaged populations not currently served by existing programs. Continue to provide as-needed support to the Belonging Council to facilitate the education and greater participation of the community related to issues surrounding diversity, equity, and inclusion for people color and other disadvantaged populations.

Opportunity Zone: Continue collaboration with local partners and outside investors to attract investments in the City's designated Opportunity Zone.

Update Parking Regulations: Review and update the parking regulations in the Unified Development Ordinance to make the standards easier to understand, more business-friendly, and match the actual demand required for each use with an emphasis on preserving green space.

Building Permit Fee Review: Review the current permit fee structure and adjust based upon comparable communities and ensuring staff costs are adequately covered.

Building & Code Compliance Training: Increase the training for Division staff to stay current with new building codes and practices from the State of Illinois and the International Code Council.

CITY OF DEKALB

GL NUMBER	DESCRIPTION	2019 ACTIVITY	2020 ACTIVITY	2021 AMENDED BUDGET	2021 PROJECTED ACTIVITY	2022 REQUESTED BUDGET
Dept 40-41 - COMMUNITY DEV. - ADMINISTRATION						
PERSONNEL						
100-40-41-41100	WAGES - FULL-TIME	230,574	189,289	187,844	183,889	219,326
100-40-41-41200	WAGES - PART-TIME	27,526	0	0	0	0
100-40-41-41300	WAGES - OVERTIME	0	0	0	0	700
100-40-41-41550	CAR ALLOWANCE	791	0	0	0	0
100-40-41-42100	EMPLOYER PORTION FICA	19,314	14,117	14,370	13,794	16,832
100-40-41-42200	EMPLOYER PORTION IMRF	28,423	27,676	27,313	26,793	27,041
100-40-41-42500	EMPLOYEE HEALTH INSURANCE	43,086	31,906	20,540	20,540	19,978
100-40-41-42600	WORKER'S COMPENSATION	1,911	1,911	1,165	1,165	1,582
EXPENDITURES - PERSONNEL		351,625	264,899	251,232	246,181	285,459
COMMODITIES						
100-40-41-51000	BOARDS & COMMISSIONS	2,591	2,525	3,000	3,000	3,000
100-40-41-52000	OFFICE SUPPLIES	462	463	300	0	300
EXPENDITURES - COMMODITIES		3,053	2,988	3,300	3,000	3,300
CONTRACTUAL SERVICES						
100-40-41-62099	PRINTED MATERIALS	4,020	136	0	0	0
100-40-41-62700	HUMAN & SOCIAL SERVICES	144,500	134,000	150,000	150,000	200,000
100-40-41-63700	DEVELOPMENTAL SERVICES	110,000	106,000	109,248	109,248	110,000
100-40-41-63800	CONTRACTED SERVICES	1,551	706	350	0	350
100-40-41-64500	TELEPHONE SERVICES	2,592	643	665	665	665
100-40-41-65100	FREIGHT & POSTAGE	50	25	142	50	100
100-40-41-65200	MARKETING ADS & PUBLIC INFO	8,645	4,588	2,000	100	1,000
100-40-41-65300	LEGAL EXPENSES & NOTICES	3,048	2,039	950	3,000	2,000
100-40-41-66100	DUES & SUBSCRIPTIONS	1,535	799	820	820	820
100-40-41-66200	TRAINING/TRAVEL	1,175	188	750	610	655
EXPENDITURES - CONTRACTUAL SERVICES		277,116	249,124	264,925	264,493	315,590
EXPENDITURES - 40-41 - COMMUNITY DEV. - ADMINISTRATION		**631,794**	**517,011**	**519,457**	**513,674**	**604,349**

CITY OF DEKALB

GL NUMBER	DESCRIPTION	2019 ACTIVITY	2020 ACTIVITY	2021 AMENDED BUDGET	2021 PROJECTED ACTIVITY	2022 REQUESTED BUDGET
Dept 40-43 - COMMUNITY DEV. - BUILDING & CODE ENFORCE						
PERSONNEL						
100-40-43-41100	WAGES - FULL-TIME	284,891	340,097	346,159	318,885	434,578
100-40-43-41200	WAGES - PART-TIME	63,122	0	0	0	0
100-40-43-41300	WAGES - OVERTIME	5,075	1,915	6,500	6,500	6,500
100-40-43-41500	CLOTHING ALLOWANCE	577	623	600	600	1,800
100-40-43-42100	EMPLOYER PORTION FICA	25,710	24,075	27,024	22,034	33,880
100-40-43-42200	EMPLOYER PORTION IMRF	37,437	51,435	51,364	46,340	54,430
100-40-43-42500	EMPLOYEE HEALTH INSURANCE	76,791	69,640	99,799	99,799	131,585
100-40-43-42600	WORKER'S COMPENSATION	1,274	1,274	777	777	1,122
EXPENDITURES - PERSONNEL		494,877	489,059	532,223	494,935	663,895
COMMODITIES						
100-40-43-51700	SUPPLIES/PARTS-VEHICLES	1,131	1,083	0	0	0
100-40-43-52000	OFFICE SUPPLIES	236	314	250	150	100
100-40-43-53300	SMALL TOOLS & EQUIPMENT	79	70	250	50	200
100-40-43-54000	UNIFORMS/PROTECTIVE CLOTHING	0	0	100	0	100
100-40-43-55000	FUEL, OIL, & LUBRICANTS	1,184	1,160	500	1,500	1,800
EXPENDITURES - COMMODITIES		2,630	2,627	1,100	1,700	2,200
CONTRACTUAL SERVICES						
100-40-43-61500	MAINTENANCE-EQUIPMENT	0	0	200	0	211
100-40-43-61700	MAINTENANCE-VEHICLES	159	720	750	2,200	790
100-40-43-62099	PRINTED MATERIALS	1,237	443	200	0	200
100-40-43-63300	NUISANCE ABATEMENT SERVICES	60	295	11,000	7,000	9,000
100-40-43-63800	CONTRACTED SERVICES	64,042	35,013	35,000	43,000	35,000
100-40-43-64500	TELEPHONE SERVICES	2,681	3,639	3,720	3,720	4,700
100-40-43-65100	FREIGHT & POSTAGE	4,000	0	238	0	100
100-40-43-66100	DUES & SUBSCRIPTIONS	901	0	0	348	100
100-40-43-66200	TRAINING/TRAVEL	594	840	650	1,040	2,000
EXPENDITURES - CONTRACTUAL SERVICES		73,674	40,950	51,758	57,308	52,101
EQUIPMENT						
100-40-43-86200	OFFICE FURNITURE & EQUIPMENT	7	0	0	0	0
EXPENDITURES - EQUIPMENT		7	0	0	0	0
EXPENDITURES - 40-43 - COMMUNITY DEV. - BUILDING & CODE ENFORC		**571,188**	**532,636**	**585,081**	**553,943**	**718,196**

General Fund Support

Department Introduction

The General Fund Support budget does not describe an operating function and principally includes annual expenditures common to several or all operating departments, such as health insurance, tax-sharing agreements, surety bond payments, and Transfers Out from the General Fund to other City funds.

CITY OF DEKALB

GL NUMBER	DESCRIPTION	2019 ACTIVITY	2020 ACTIVITY	2021 AMENDED BUDGET	2021 PROJECTED ACTIVITY	2022 REQUESTED BUDGET
Dept 55-00 - GENERAL FUND SUPPORT						
PERSONNEL						
100-55-00-42500	EMPLOYEE HEALTH INSURANCE	918,472	965,650	1,049,876	1,049,876	1,068,042
EXPENDITURES - PERSONNEL		918,472	965,650	1,049,876	1,049,876	1,068,042
CONTRACTUAL SERVICES						
100-55-00-65200	MARKETING ADS & PUBLIC INFO	0	53,173	0	0	0
100-55-00-68750	TAX SHARING AGREEMENTS	1,835,699	1,567,783	1,550,000	1,675,000	1,717,956
100-55-00-69200	SURETY BONDS	70,000	70,000	62,150	62,150	67,317
EXPENDITURES - CONTRACTUAL SERVICES		1,905,699	1,690,956	1,612,150	1,737,150	1,785,273
DEBT SERVICES						
100-55-00-75000	DEBT SERVICE - PRINCIPAL	0	0	0	0	0
100-55-00-76000	DEBT SERVICE - INTEREST	0	0	0	82,812	0
EXPENDITURES - DEBT SERVICES		0	0	0	82,812	0
TRANSFERS OUT						
100-55-00-91300	TRANSFER TO DEBT SERVICE FUND	1,801,827	1,778,985	0	0	1,880,280
100-55-00-91400	TRANSFER TO CAPITAL PROJECTS FUND	36,756	0	22,500	22,500	0
100-55-00-91420	TRANSFER TO CAPITAL EQUIPMENT FUND	75,000	1,700	25,000	25,000	800,000
100-55-00-91650	TRANSFER TO AIRPORT FUND	0	51,000	0	0	0
100-55-00-91700	TRANSFER TO WORK COMP/LIABILITY FUND	0	0	350,000	350,000	0
100-55-00-91710	TRANSFER TO HEALTH INSURANCE FUND	0	0	45,000	45,000	0
100-55-00-91830	TRANSFER TO POLICE PENSION FUND	0	0	628,287	628,287	583,727
100-55-00-91850	TRANSFER TO FIRE PENSION FUND	0	0	746,368	746,368	694,415
100-55-00-91900	TRANSFER TO LIBRARY FUND	0	0	484,650	484,650	495,000
EXPENDITURES - TRANSFERS OUT		1,913,583	1,831,685	2,301,805	2,301,805	4,453,422
EXPENDITURES - 55-00 - GENERAL FUND SUPPORT		**4,737,754**	**4,488,291**	**4,963,831**	**5,171,643**	**7,306,737**
REVENUES - FUND 100		**38,704,008**	**38,589,512**	**39,681,181**	**41,676,988**	**43,292,155**
EXPENDITURES - FUND 100		**36,194,449**	**36,827,813**	**36,182,159**	**37,089,559**	**41,083,955**
NET - FUND 100		**2,509,559**	**1,761,699**	**3,499,022**	**4,587,429**	**2,208,200**
BEGINNING FUND BALANCE		**7,402,850**	**10,523,566**	**12,286,411**	**12,286,411**	**16,611,051**
FUND BALANCE ADJUSTMENTS		**611,160**	**1,138**	**(262,789)**	**(262,789)**	**0**
ENDING FUND BALANCE		**10,523,569**	**12,286,403**	**15,522,644**	**16,611,051**	**18,819,251**

Section Five

Special Revenue Funds

- American Rescue Plan Fund (Fund 110)
- SAFER Grant Fund (Fund 120)
- GEMT Fund (Fund 130)
- Transportation Fund (Fund 200)
- Motor Fuel Tax Fund (Fund 210)
- Heritage Ridge SSA #3 (Fund 223)
- Knolls at Prairie Creek Subdivision SSA #4 (Fund 224)
- Greek Row SSA #6 (Fund 226)
- Heartland Fields SSA #14 (Fund 234)
- Greenbrier SSA #28 (Fund 248)
- Market Square Area SSA #29 (Fund 229)
- Hunter Ridgebrook SSA #30 (Fund 230)
- Central Area TIF District #1 (Fund 260)
- Central Business TIF District #3 (Fund 262)
- CDBG Fund (Fund 280)
- Housing Rehabilitation Fund (Fund 285)
- Foreign Fire Insurance Fund (Fund 290)

American Rescue Plan Fund

FUND 110

The American Rescue Plan of 2021 (ARP) committed $10,422,954 to the City of DeKalb, to be allocated by the end of 2024. The first installment of $5,211,477 was received from the U.S. Treasury on May 19, 2021 and a second installment of $5,211,477 is to be received in April, 2022. The City of DeKalb is classified as a "metropolitan city" with an expanded list of potential ARP uses. These uses include, but are not limited to, the following general categories:

Revenue Loss. The American Rescue Plan recognizes that the response to the COVID-19 public health emergency evolved in 2020 and will continue to evolve in 2021, 2022, and beyond. Several successive interim rules issued by the Treasury have determined that funds may be used for payroll and covered benefits for public safety, including police, firefighter/paramedics, and public works employees.

- **Entity-Wide**: Recipients are to calculate reimbursable revenue losses on an "entity-wide" basis which allows for a "growth adjustment" that posits what might have been the 2020 revenue growth if the pandemic had not occurred (4.1% times the base year 2019 general revenue), then subtracts the actual 2020 general revenues from that growth adjustment. The table below illustrates this calculation:

GL CATEGORY	Actual 2019	2020 = 4.1 % Growth Factor Applied	Actual 2020
Fund 100 – GENERAL FUND			
PROPERTY TAXES	$5,897,168	$6,138,952	$6,178,386
SALES & USE TAXES	$15,944,997	$16,598,742	$14,504,006
GROSS RECEIPTS TAXES	$3,601,811	$3,749,485	$3,375,859
OTHER INCOME	$1,183,881	$1,232,420	$709,936
LICENSES & PERMITS	$960,698	$1,000,087	$997,277
INTERGOVERNMENTAL REVENUES	$5,516,509	$5,742,686	$5,549,153
SERVICE CHARGES	$3,834,754	$3,991,979	$3,119,088
FINES	$629,943	$655,771	$422,112
TOTAL GENERAL FUND REVENUES	$37,569,761	$39,110,121	$34,855,817
Excludes $1.816 Million from IL CURE ACT			
	2020 Growth Factor Minus 2020 Actual:		$ 4,254,304

- **March 3, 2021, through May 31, 2021.** Excluding public health and safety costs already reimbursed through the 2020 IL CURE Act and the entity-wide expenses charted above, the estimated qualified expenditures totaled $1,837,285 for this period.

Total "entity-wide" and 2021 eligible costs: $6,091,589

The allocations for revenue loss cannot be dumped into the City's General Fund reserve or "rainy day" fund. The federal monies can be used to fund the Fire, Police and Public Works positions that were frozen in May 2020, remained frozen in the original FY2021 General Fund Budget, and will be filled in the 2022 Budget. With that prescription in mind, the following multi-year table shows how the ARP funds will be invested in general operations through 2024:

Proposed Budget	FY2020 Actual	FY2021 Projected	FY2022 Budget	FY2023 Budget	FY2024 Budget
Starting Fund Balance	$10,524,704	$12,286,411	$16,611,650	$18,819,851	$20,221,408
Revenues by Category					
Property Taxes	$6,178,386	$6,522,456	$6,845,318	$7,184,161	$7,539,777
Sales & Use Taxes	$14,504,006	$16,554,942	$16,735,272	$17,195,492	$17,668,368
Gross Receipts Taxes	$3,375,859	$3,481,950	$3,627,072	$3,726,816	$3,829,304
Intergovernmental	$7,462,155	$6,136,157	$6,243,540	$6,415,237	$6,591,656
Licenses & Permits	$997,277	$929,224	$973,847	$1,000,628	$1,028,145
Service Charges	$3,119,088	$4,565,456	$4,034,851	$4,145,809	$4,259,819
Fines	$422,112	$452,029	$471,815	$484,790	$498,122
Other Income	$1,235,589	$902,277	$927,090	$952,585	$978,781
Transfers In	$1,295,038	$2,132,496	$3,433,351	$3,320,387	$2,554,612
Total Revenues	**$38,589,510**	**$41,676,987**	**$43,292,156**	**$44,425,906**	**$44,948,584**
Expenditures by Category					
Personnel	$30,566,531	$29,910,292	$31,513,525	$33,296,694	$34,129,111
Commodities	$774,146	$704,970	$759,358	$764,939	$803,186
Contractual Services	$3,635,519	$4,061,680	$4,324,150	$4,369,637	$4,588,119
Equipment	$19,922	$28,000	$33,500	$33,852	$35,545
Transfers Out	$1,831,685	$2,384,017	$4,453,422	$4,559,226	$4,696,003
Total Expenditures	**$36,827,803**	**$37,088,959**	**$41,083,955**	**$43,024,348**	**$44,251,964**
Rev-Exp	$1,761,707	$4,588,028	$2,208,201	$1,401,558	$696,620
Prior Period Adjustment	$0	-$262,789	$0	$0	$0
Ending Fund Balance	$12,286,411	$16,611,650	$18,819,851	$20,221,408	$20,918,028
vs. Reserve Policy 25%	33.36%	44.79%	45.81%	47.00%	47.27%
Amended by ORD 2021-023 (July 12,2021)					
55 FF/Paramedics, 63 sworn officers, EMS Coordinator (Lieutenant level), Video Evidence Tech (PD)					
58 FF/Paramedics, 65 Sworn Officers, +2 Additional FT Public Works/Water Maintenance, +1 Code Compliance Officer, Work Comp Fund Deposit Increased by $200K					

Includes ARP Transfer: $1,397,996 (FY21); $1,837,285 (FY22); $1,837,285 (FY23); $1,019,023 (FY24);
Includes SAFER Grant: $851,566 (FY22); $908,602 (FY23); $961,089 (FY24)
Water Fund transfers to General Fund reversed in 2023 (savings to Water Fund of $311,000 per year)
Includes G.O. Debt Service of $1,853,291; Pension Shortfall of $1,278,142; Library Debt Service $495,000;
and $800,000 transfer to Fund 420 for a replacement fire engine in FY22.
Includes New GEMT Revenue & Ambulance Service Charges
Municipal Share of State Income Tax Trend as of August 2021
Utility, Telecomm, Gas Use Tax Trends as of Q1 and Q2
Municipal Share of Central Area TIF Sales Tax Surplus Forfeited and Interest Income Very Low

The American Rescue Plan also identified two additional prime spending targets:

a) Investments in Water, Sewer, Roads, and Broadband. These investments should promote equitable outcomes to historically underserved, marginalized, or adversely affected groups. This would include relocation assistance for persons and businesses located in Hunter Hillcrest as a part of the property's redevelopment. This assistance must be "evidence-based" which in this instance means the following:

- The program is offered in a physical location within a Qualified Census Tract (QCT);
- The primary intended beneficiaries earn less than 60 percent of the median income for the relevant jurisdiction. Our 2020 Census information will help identify such criteria.
- Over 25% of the intended beneficiaries are below the federal poverty line as defined by the US Department of Housing and Urban Development (HUD).
- The proposed programming addresses health disparities, education disparities, and builds stronger neighborhoods.

A particular emphasis of the American Recovery Plan is projects to replace lead service lines. This expense, if part of a matching 50/50 program created by the City, might reach $3.5 million. Another potential target is the repair of streets and sidewalks in our qualified census tracts. For such repairs, a provisional tally might include $1.5 million in contracted expenses. Finally, there is more to do in assuring broadband access for underserved neighborhoods. The Annie Glidden North broadband project is complete, but several other qualified census tracts might be considered for broadband upgrades not provided by private cable companies that tie system improvements to the ratepayers' ability to pay.

Total estimated eligible costs: $5,500,000. To date, the Council transferred $1 million to Fund 600, the Water Operations Fund, on July 12, 2021 to seed a resident assistance program to replace lead water services.

b) The Transfer of Funds to Non-Entitlement Units (NEUs): The ARP also allows metropolitan cities (DeKalb) to allocate funds to "Non-Entitlement Units" (NEUs)

including smaller single-purpose taxing bodies which experienced significant revenue losses owing to the COVID-19 pandemic and were not eligible for direct 2020 Cares Act reimbursements. To date, the Council has transferred $241,644 to the Kishwaukee Water Reclamation District (KWRD) which is a qualified "NEU" that suffered significant losses owing to the COVID pandemic in 2020 with the sharp decline in Northern Illinois University services.

In summary, a total of $4,331,365 in ARP monies has been committed for broader community purposes as Treasury funding is received in April, 2022. A provisional breakdown of the targets for this funding, as presently envisioned by the City Council, is as follows:

- $1,185,000 for the purchase of the Hunter Hillcrest property;
- $500,000 in "Developmental Services" for the demolition of the Hunter Hillcrest property, and the relocation of the Hunter Hillcrest tenants;
- $1,000,000 to assist homeowners in replacing lead water service lines to their homes;
- KWRD: $241,644;
- Uncommitted: $1,404,721.

CITY OF DEKALB

GL NUMBER	DESCRIPTION	2019 ACTIVITY	2020 ACTIVITY	2021 AMENDED BUDGET	2021 PROJECTED ACTIVITY	2022 REQUESTED BUDGET
FUND 110 - AMERICAN RESCUE PLAN ACT FUND						
ESTIMATED REVENUES						
INTERGOVERNMENTAL REVENUES						
110-00-00-33100	FEDERAL GRANTS			5,211,477	5,211,477	5,211,477
110-00-00-33150	FEDERAL PASS-THROUGH GRANTS					
110-00-00-33200	STATE GRANTS					
INTERGOVERNMENTAL REVENUES				5,211,477	5,211,477	5,211,477
OTHER INCOME						
110-00-00-37100	INVESTMENT INTEREST			30,000	15,000	20,000
OTHER INCOME				30,000	15,000	20,000
TOTAL ESTIMATED REVENUES				**5,241,477**	**5,226,477**	**5,231,477**
EXPENDITURES						
CONTRACTUAL SERVICES						
110-00-00-62100	FINANCIAL SERVICES			5,000	5,000	5,000
110-00-00-63650	LAND ACQUISITION SERVICES					
110-00-00-63700	DEVELOPMENTAL SERVICES			300,000	200,000	300,000
110-00-00-63800	CONTRACTED SERVICES			241,644	641,644	
CONTRACTUAL SERVICES				546,644	846,644	305,000
EQUIPMENT						
Expenditure						
110-00-00-81000	LAND ACQUISITION			1,200,000	1,200,000	0
EQUIPMENT				1,200,000	1,200,000	0
TRANSFERS OUT						
Transfers-Out						
110-00-00-91100	TRANSFER TO GENERAL FUND			1,397,996	1,397,996	1,837,285
110-00-00-91620	TRANSFER TO WATER CAPITAL FUND			1,000,000	1,000,000	1,000,000
TRANSFERS OUT				2,397,996	2,397,996	2,837,285
TOTAL EXPENDITURES				**4,144,640**	**4,444,640**	**3,142,285**
NET OF REVENUES/EXPENDITURES - FUND 110				**1,096,837**	**781,837**	**2,089,192**
TOTAL ESTIMATED REVENUES - FUND 110				**5,241,477**	**5,226,477**	**5,231,477**
TOTAL EXPENDITURES - FUND 110				**4,144,640**	**4,444,640**	**3,142,285**
NET OF REVENUES/EXPENDITURES - FUND 110				**1,096,837**	**781,837**	**2,089,192**
BEGINNING FUND BALANCE						**781,837**
ENDING FUND BALANCE				**1,096,837**	**781,837**	**2,871,029**

SAFER Grant Fund

FUND 120

On August 31, 2021, the City of DeKalb received official notification that the Department of Homeland Security's Federal Emergency Management Agency had awarded the City of DeKalb a "Staffing for Adequate Fire and Emergency Response" (SAFER) federal grant in the amount of **$2,721,256.47** to be allocated in three installments in 2021, 2022, and 2023. The City of DeKalb was one of only four entities in the country to receive the full, three-year grant allocation. Other communities received one and two-year allocations.

The City originally applied for this grant support in 2019, before the COVID crisis, to address the rising dilemma of a spike in Department call volume (especially EMS calls) and a minimum shift staffing level (13) that had not changed since the early 2000s. The City failed to secure FEMA grant support on the first attempt, and re-applied at the height of the pandemic when Administration decisions to freeze unfilled positions had actually reduced the Department's authorized union firefighters from 53 to 48. The 4-year collective bargaining agreement approved by the Council and Firefighters Local 1236 in late December 2020 committed the City to a minimum shift strength of 16 by October 1, 2024. This contract was boldly entered as both the City and the Union were still facing serious economic uncertainty. It is easy to forget that COVID vaccination was just starting in December 2020, that there was no $1.9 trillion American Rescue Plan (signed into law on March 11, 2021), and the executive orders restraining commerce and hospitality businesses were still rigidly in place. The fundamental consideration was the fact that the DeKalb Fire department falls short of the staffing standard set by the National Fire Protection Association (NFPA) – the American fire profession's standard-setting body. The NFPA standard is 4 personnel on each fire company: one driver/engineer, two firefighters for task work, and one officer (supervisor). The DeKalb department regularly runs only two persons per engine on the assumption that the two firefighter/paramedics assigned to the accompanying ambulance will provide adequate personnel to suppress a fire and perform essential tasks (e.g., search and rescue, hose deployment, ventilation, etc.). This strategy is undone when either the ambulance is committed to an EMS call at the time of the fire or, upon arriving at the scene, one or more injured persons require paramedic attention. The arriving engine company is then left with just two personnel to operate the fire engine until mutual aid companies or recalled firefighters arrive, which can take up to 30 minutes. The NFPA standard is echoed in the applicable OSHA "Two-in, Two Out" rule. Because of the deficiency in staffing, the Fire Department was forced to recall firefighters every day on overtime. Such backfilling had led to annual Department overtime costs of $1.156 million in 2020, up from $365,334 in 2017.

The 2021-2024 Fire contract offers a gradual, long-term path to remedy the staffing shortage, and the SAFER grant was intended to provide the necessary funding for the nine (9) additional firefighters needed to reach the new minimum staffing threshold. With the award of the SAFER grant, the City must commit to hiring the new 9 firefighter/paramedics in the next 180 days. To date, four new hires have committed. As with the 2021 federal ARP monies and the 2020 Coronavirus Relief Funds (CRF), rigorous reporting will be required.

The SAFER funding will free up ARP funding (the new Fund 110) for the kinds of community advocacy intended by the Congress. Specifically, the City will be able to dedicate more investment in the Qualified Census Tracts targeted by the U.S. Treasury. Further discussion and decisions will be made by the Council respecting water, sewer, and road improvements in those areas in particular, as intended by the federal law. Future Council agendas will provide the public platform for those discussions and decisions.

CITY OF DEKALB

GL NUMBER	DESCRIPTION	2019 ACTIVITY	2020 ACTIVITY	2021 AMENDED BUDGET	2021 PROJECTED ACTIVITY	2022 REQUESTED BUDGET
FUND 120 - SAFER GRANT FUND						
ESTIMATED REVENUES						
INTERGOVERNMENTAL REVENUES						
120-00-00-33100	FEDERAL GRANTS					851,565
INTERGOVERNMENTAL REVENUES						851,565
OTHER INCOME						
120-00-00-37100	INVESTMENT INTEREST					0
OTHER INCOME						0
TOTAL ESTIMATED REVENUES						**851,565**
EXPENDITURES						
TRANSFERS OUT						
120-00-00-91100	TRANSFER TO GENERAL FUND					851,565
TRANSFERS OUT						851,565
TOTAL EXPENDITURES						**851,565**
NET OF REVENUES/EXPENDITURES - FUND 120						**0**
TOTAL ESTIMATED REVENUES - FUND 120						**851,565**
TOTAL EXPENDITURES - FUND 120						**851,565**
NET OF REVENUES/EXPENDITURES - FUND 120						**0**
BEGINNING FUND BALANCE						**0**
ENDING FUND BALANCE						**0**

GEMT Fund

FUND 130

In the late summer of 2020, with the close collaboration of DeKalb IAFF Local 1236, the City pursued supplemental funding through the federal Ground Emergency Medical Transportation (GEMT) program which provides gap funding between what the City might receive in Medicaid funds for ambulance transports, and the actual cost of the ambulance service. In FY2019, the City of DeKalb's actual cost of providing ambulance service, per trip, was $1,879; the average Medicaid recovery payment was only $211, or approximately 11% of the actual cost of service.

The City is projected to receive approximately $600,000 in GEMT funds in FY2021, which have been deposited in the General Fund. In FY2022, GEMT funds will be deposited in the new GEMT Fund where their receipt and expenditure can be more transparent and responsibly expended for Fire-related purposes.

CITY OF DEKALB

GL NUMBER	DESCRIPTION	2019 ACTIVITY	2020 ACTIVITY	2021 AMENDED BUDGET	2021 PROJECTED ACTIVITY	2022 REQUESTED BUDGET
Fund 130 - GEMT FUND						
ESTIMATED REVENUES						
OTHER INCOME						
130-00-00-37100	INVESTMENT INTEREST					4,000
OTHER INCOME						4,000
SERVICE CHARGES						
130-00-00-34270	GEMT REVENUE					1,062,000
SERVICE CHARGES						1,062,000
TRANSFERS IN						
130-00-00-39100	TRANSFER FROM GENERAL FUND					0
TRANSFERS IN						0
TOTAL ESTIMATED REVENUES						**1,066,000**
EXPENDITURES						
CONTRACTUAL SERVICES						
130-00-00-61500	MAINTENANCE-EQUIPMENT					40,000
130-00-00-61700	MAINTENANCE-VEHICLES					40,000
130-00-00-63800	CONTRACTED SERVICES					
CONTRACTUAL SERVICES						80,000
EQUIPMENT						
130-00-00-86000	EQUIPMENT					232,000
130-00-00-87000	VEHICLES					750,000
EQUIPMENT						982,000
TRANSFERS OUT						
130-00-00-91100	TRANSFER TO GENERAL FUND					0
TRANSFERS OUT						0
TOTAL EXPENDITURES						**1,062,000**
NET OF REVENUES/EXPENDITURES - FUND 130						**4,000**
TOTAL ESTIMATED REVENUES - FUND 130						**1,066,000**
TOTAL EXPENDITURES - FUND 130						**1,062,000**
NET OF REVENUES/EXPENDITURES - FUND 130						**4,000**
BEGINNING FUND BALANCE						
ENDING FUND BALANCE						**4,000**

Transportation Fund

FUND 200

The Transportation Fund includes the revenues and expenditures associated with the provision of transportation planning and public transit services within the DeKalb Urbanized Area (UZA). The City of DeKalb serves as the grant recipient for federal and state funds for transit services in the DeKalb UZA.

The Transit Department oversees the management and operations of public transit in the DeKalb UZA. The City of DeKalb is the fiscal agent for state and federal grant funding which supports transit services including the fixed route and paratransit bus services. The State of Illinois provides funding for 65% of all transit operational funding up to a contractual limit. The Federal Transit Administration (FTA) provides approximately $1 million a year for transit capital projects and additional operating assistance funding. Northern Illinois University, per an Intergovernmental Agreement (IGA) with the city, provides 40% of the annual cost of the fixed route system.

The Transportation budget is based on the State Fiscal Year (SFY) that runs from July 1 to June 30. With the City budgeting on a calendar year, the annual transportation budget does not correspond with the city budget. As transportation grant funding allocations are only known until June 30, 2021, this budget is developed on the assumption that Illinois and federal fiscal year 2022 grant funding will be equal to SFY2023 funding.

TRANSIT DIVISION

When the DeKalb-Sycamore area was designated as an urban center in the 2000 U.S. Census, the area became eligible to receive Federal Urbanized Area Formula Grant 5307 funds, which are administered through the Federal Transit Administration (FTA), and Downstate Operating Assistance Program (DOAP) funding from the Illinois Department of Transportation (IDOT). Using state and federal funding sources, the City contracts with Transdev Services Inc. (Transdev) to provide public transportation services within the DeKalb Urbanized Area (UZA).

The Transit Budget takes advantage of existing grant funding and our Transit staff will be submitting grant proposals to the FTA to fund several more projects in SFY2022. Annual transit capital projects and operating assistance are approved in the Federal Transportation Funding Program, which is currently known as the Fixing America's Surface Transportation (FAST) Act.

The state DOAP grant reimburses the city for up to 65% of the cost for public transit operations. The remaining 35% of the funding must come from other grant sources and local match

contributions. The City's SFY2022 DOAP grant is $6,154,536 with a required local match of $3,313,981. The City's SFY2023 DOAP is expected to remain unchanged with an available maximum allotment of $6,154,536 and a required local match of $3,313,981. This budget reflects half of the SFY2022 DOAP grant (1/1/22 – 6/30/2022) and half of the expected SFY2023 DOAP grant (7/1/22 – 12/31/22). Currently, local match funding comes from federal (FTA) funds as operating assistance, and Northern Illinois University (NIU) transit contributions according to the city and NIU intergovernmental agreement. The table below identifies the funding sources for the public transit budget:

Table 1. Public Transit Funding Sources

Funding Source	SFY22 Allocation	% Of Budget
State of Illinois DOAP Grant (1/1/22 – 12/31/22)	$6,000,000.00	58%
Local Match Fund: NIU Contribution	$2,065,055.00	20%
FTA 5307 Operating Assistance Funds	$1,200,000.00	12%
FTA 5307 Capital Grant	$800,000.00	7%
State of Illinois Capital Grant	$150,000.00	1%
Miscellaneous Revenue	$38,000.00	<1%
Fares from Fixed Route Service	$10,000.00	<1%
Fares from Paratransit Service	$10,000.00	<1%
Sale of Surplus Vehicles	$7,500.00	<1%
Investment Interest	$1,500.00	<1%
Totals	**$10,282,055.00**	**100%**

The City also receives annual FTA 5307 grant funding to fund public transit capital purchases and operating assistance. The City is annually allocated approximately $1,000,000 which varies from year to year based on a formula for public transit funding provided in the annual US Federal Budget. These funds can be accumulated over a three-year period. In SFY2022 (July 1, 2021, to June 30, 2022) we plan to use up to $1,837,000 in FTA 5307 grant funds. The following table identifies proposed projects using FTA funds.

Table 2. SFY22 FTA 5307 Grant Projects

Project	Grant Allocation
New Public Transit Facility – Preliminary Engineering	$600,000.00
Marketing Firm	$17,500.00
Bus Shelter Signage Displays	$19,500.00
Operating Assistance	$1,200,000.00
Total	**$1,837,000.00**

CITY OF DEKALB

GL NUMBER	DESCRIPTION	2019 ACTIVITY	2020 ACTIVITY	2021 AMENDED BUDGET	2021 PROJECTED ACTIVITY	2022 REQUESTED BUDGET
Fund 200 - TRANSPORTATION FUND						
Dept 30-37 - TRANSPORTATION - TRANSIT						
ESTIMATED REVENUES						
INTERGOVERNMENTAL REVENUES						
200-30-37-33100	FEDERAL GRANTS	2,069,513	1,626,882	2,000,000	800,000	2,000,000
200-30-37-33200	STATE GRANTS	6,216,725	4,665,350	6,304,536	4,550,000	6,150,000
200-30-37-33300	LOCAL GRANTS	11,000	0	0	0	0
INTERGOVERNMENTAL REVENUES		8,297,238	6,292,232	8,304,536	5,350,000	8,150,000
OTHER INCOME						
200-30-37-37100	INVESTMENT INTEREST	(4,993)	1,796	1,500	481	1,500
200-30-37-38100	MISCELLANEOUS REVENUE	59,313	21,293	2,202,674	10,000	58,000
200-30-37-38600	SALES OF SURPLUS PROPERTY	46,604	0	0	3,350	7,500
OTHER INCOME		100,924	23,089	2,204,174	13,831	67,000
SERVICE CHARGES						
200-30-37-34600	CHARGES FOR SERVICES	0	1,619,493	0	2,070,250	2,065,055
SERVICE CHARGES		0	1,619,493	0	2,070,250	2,065,055
TOTAL ESTIMATED REVENUES		**8,398,162**	**7,934,814**	**10,508,710**	**7,434,081**	**10,282,055**
EXPENDITURES						
CONTRACTUAL SERVICES						
200-30-37-61500	MAINTENANCE-EQUIPMENT	1,886	0	200	0	0
200-30-37-61700	MAINTENANCE-VEHICLES	2,597	2,506	1,427	200	300
200-30-37-61800	MAINTENANCE-SOFTWARE	0	4,400	8,780	4,400	4,400
200-30-37-62099	PRINTED MATERIALS	4,826	5,490	15,000	1,000	25,000
200-30-37-62100	FINANCIAL SERVICES	0	0	3,500	0	0
200-30-37-62200	LEGAL SERVICES	0	0	9,000	4,950	9,000
200-30-37-63800	CONTRACTED SERVICES	7,711,025	7,338,007	8,472,113	7,050,000	8,379,430
200-30-37-64500	TELEPHONE SERVICES	546	905	853	865	865
200-30-37-65100	FREIGHT & POSTAGE	68	48	100	50	100
200-30-37-65200	MARKETING ADS & PUBLIC INFO	5,591	6,963	2,038	300	500
200-30-37-65300	LEGAL EXPENSES & NOTICES	10,681	6,121	9,000	800	1,500
200-30-37-66100	DUES & SUBSCRIPTIONS	4,400	4,400	10,000	2,000	10,000
200-30-37-66200	TRAINING/TRAVEL	4,916	500	10,629	1,000	5,000
200-30-37-66300	TRAVEL EXPENSES	284	0	0	1,100	500
CONTRACTUAL SERVICES		7,746,820	7,369,340	8,542,640	7,066,665	8,436,595
EQUIPMENT						
200-30-37-82000	BUILDINGS & IMPROVEMENTS	0	2,760	1,100,000	100,000	1,200,000
200-30-37-86000	EQUIPMENT	172,581	19,399	0	1,500	0
200-30-37-86100	TECHNOLOGY EQUIPMENT	27,863	5,470	100,000	0	200,000
200-30-37-86200	OFFICE FURNITURE & EQUIPMENT	180	0	0	0	0
200-30-37-87000	VEHICLES	294,144	27,222	38,000	0	38,000
EQUIPMENT		494,768	54,851	1,238,000	101,500	1,438,000
TRANSFERS OUT						
200-30-37-91100	TRANSFER TO GENERAL FUND	19,444	25,000	25,819	25,819	26,464
TRANSFERS OUT		19,444	25,000	25,819	25,819	26,464
PERSONNEL						
200-30-37-41100	WAGES - FULL-TIME	153,475	165,784	166,963	146,744	171,137
200-30-37-41200	WAGES - PART-TIME	12,813	9,273	8,100	8,100	8,303
200-30-37-41300	WAGES - OVERTIME	18	0	0	0	0
200-30-37-42100	EMPLOYER PORTION FICA	11,929	12,669	13,392	11,090	13,727
200-30-37-42200	EMPLOYER PORTION IMRF	18,624	25,020	24,276	19,797	21,033
200-30-37-42500	EMPLOYEE HEALTH INSURANCE	31,810	43,947	49,200	27,000	49,217
200-30-37-42600	WORKER'S COMPENSATION	916	931	372	372	537
PERSONNEL		229,585	257,624	262,303	213,103	263,954

CITY OF DEKALB

GL NUMBER	DESCRIPTION	2019 ACTIVITY	2020 ACTIVITY	2021 AMENDED BUDGET	2021 PROJECTED ACTIVITY	2022 REQUESTED BUDGET
COMMODITIES						
200-30-37-51600	SUPPLIES/PARTS-TECHNOLOGY	285	0	4,000	4,000	7,000
200-30-37-51700	SUPPLIES/PARTS-VEHICLES	49	0	0	0	0
200-30-37-52000	OFFICE SUPPLIES	732	8,677	1,580	5,000	6,180
200-30-37-55000	FUEL, OIL, & LUBRICANTS	7,465	765	500	200	500
COMMODITIES		8,531	9,442	6,080	9,200	13,680
TOTAL EXPENDITURES		**8,499,148**	**7,716,257**	**10,074,842**	**7,416,287**	**10,178,693**
NET OF REVENUES/EXPENDITURES - 30-37 - TRANSPORTATION		**(100,986)**	**218,557**	**433,868**	**17,794**	**103,362**
ESTIMATED REVENUES - FUND 200		**10,898,162**	**7,934,814**	**10,508,710**	**7,434,081**	**10,282,055**
EXPENDITURES - FUND 200		**8,514,983**	**7,716,257**	**10,074,842**	**7,416,287**	**10,178,693**
NET OF REVENUES/EXPENDITURES - FUND 200		**2,383,179**	**218,557**	**433,868**	**17,794**	**103,362**
BEGINNING FUND BALANCE		**33,525**	**2,416,704**	**2,635,259**	**2,635,259**	**2,653,053**
ENDING FUND BALANCE		**2,416,704**	**2,635,261**	**3,069,127**	**2,653,053**	**2,756,415**

Motor Fuel Tax Fund

FUND 210

The City receives a per capita allocation of Illinois Motor Fuel Tax (MFT) revenues on a monthly basis from a State tax on gasoline purchases. These funds can only be used for certain costs related to street maintenance and improvement projects, as set forth by the State of Illinois. The annual MFT allotment to the City in FY2022 is projected to be approximately $1.6 million. Additionally, a new component of Fund 210 has been introduced by the State: a recent REBUILD Illinois Capital Bill issued bonds and local municipalities receive an allocation of that bond revenue. This allocation is tabulated using the same formula as the State MFT and results in $960,000 annually to the City of DeKalb for FY20, FY21, and FY22. However, REBUILD funds are more restrictive in terms of eligible uses. For instance, simple resurfacing does not qualify, although DeKalb has several shovel-ready projects. The annual MFT and REBUILD Bond allotments will be used for the design and construction of various capital projects, as detailed in the table below.

Tentative FY22 Projects	Estimated Costs
Peace Road/Fairview Intersection & Overlay	$1,560,000
First/Lucinda Bridge Phase II & III Engineering	$425,000
First/Lucinda Bridge Replacement	$1,500,000
Auxillary Street Maintenance (MFT, The Knolls)	$1,000,000
Engingeering for Various Street Projects	$345,000
Total	**$4,830,000**

About $300,000 of the FY2022 MFT allocation will be used to defray the City's electrical charges and $250,000 will be expended for ice/snow control (e.g. salt) supplies. An additional stop-gap contribution for "other" street-related supplies and commodities ($100,000) is also budgeted. The MFT monies help defray the electrical costs associated with our streetlights and lighting equipment provided by ComEd.

The Peace Road Corridor Study, which was initiated in FY2020, will give the City and the DeKalb-Sycamore Area Transportation Study (DSATS) a cost projection and plan for when and how to enhance this arterial asset. The limits of the study will be Gurler Road to the south and the Union Pacific Railroad overpass to the north.

The Peace Road Corridor Study dovetails with the City's interest in advancing the intersection improvements at Fairview Drive and the widening of Peace Road between I-88 and Fairview Drive. Phase II engineering and construction for these improvements was initiated in FY2021 and will continue into FY2022; significant pass-through monies in the form of contributions from local taxing bodies and business park developers will help fund the construction.

Phase I and Phase II engineering related to the reconstruction of both N. First Street Bridge and Lucinda Avenue Bridge over the Kishwaukee River has been ongoing since mid- FY2020 and will continue through FY2022. Reconstruction of these bridges, combined into a single infrastructure project using REBUILD Ilinois Bond revenue is now scheduled for FY2023 with the engineering and design phases taking up to 18 months.

State MFT funds do not shoulder the greater part of funding for the street maintenance program in FY2022; that is carried by the Capital projects Fund (Fund 400). However, enough fund balance exists from recent revenue increases that an auxillary program is proposed for use of this balance to advance much needed maintenance within the City's street network, focusing on The Knolls neighborhood.

CITY OF DEKALB

GL NUMBER	DESCRIPTION	2019 ACTIVITY	2020 ACTIVITY	2021 AMENDED BUDGET	2021 PROJECTED ACTIVITY	2022 REQUESTED BUDGET
Fund 210 - MOTOR FUEL TAX FUND						
ESTIMATED REVENUES						
INTERGOVERNMENTAL REVENUES						
210-00-00-33200	STATE GRANTS	0	0	967,250	967,250	967,250
210-00-00-33550	MOTOR FUEL TAX ALLOTMENT	1,454,409	2,666,423	1,489,536	1,500,000	1,631,027
INTERGOVERNMENTAL REVENUES		1,454,409	2,666,423	2,456,786	2,467,250	2,598,277
OTHER INCOME						
210-00-00-37100	INVESTMENT INTEREST	69,131	20,887	50,000	5,000	10,000
210-00-00-38100	MISCELLANEOUS REVENUE	0	0	0	0	1,000,000
OTHER INCOME		69,131	20,887	50,000	5,000	1,010,000
TOTAL ESTIMATED REVENUES		**1,523,540**	**2,687,310**	**2,506,786**	**2,472,250**	**3,608,277**
EXPENDITURES						
CONTRACTUAL SERVICES						
210-00-00-62300	ARCHITECT/ENGINEERING SERVICES	61,984	453,150	725,000	725,000	770,000
210-00-00-63650	LAND ACQUISITION SERVICES	3,199	0	0	0	0
210-00-00-64100	ELECTRIC SERVICES	286,079	334,506	400,000	400,000	300,000
CONTRACTUAL SERVICES		351,262	787,656	1,125,000	1,125,000	1,070,000
EQUIPMENT						
210-00-00-81000	LAND ACQUISITION	0	244,467	0	0	0
210-00-00-83000	STREET IMPROVEMENTS	0	246,240	1,910,000	600,000	1,475,000
210-00-00-83050	STREET MAINTENANCE	706,123	199,108	1,200,000	1,200,000	1,000,000
210-00-00-83800	BONDED CAPITAL PROJECTS	0	0	0	0	1,500,000
210-00-00-83900	OTHER CAPITAL IMPROVEMENTS	174,912	0	0	0	100,000
EQUIPMENT		881,035	689,815	3,110,000	1,800,000	4,160,000
COMMODITIES						
210-00-00-51410	SUPPLIES/PARTS-STREETS	0	0	100,000	100,000	100,000
210-00-00-53100	ICE/SNOW CONTROL SUPPLIES	99,944	124,946	250,000	250,000	250,000
COMMODITIES		99,944	124,946	350,000	350,000	350,000
TOTAL EXPENDITURES		**1,332,241**	**1,602,417**	**4,585,000**	**3,275,000**	**5,495,000**
NET OF REVENUES/EXPENDITURES		**191,299**	**1,084,893**	**(2,078,214)**	**(802,750)**	**(1,886,723)**
ESTIMATED REVENUES - FUND 210		**1,523,540**	**2,687,310**	**2,506,786**	**2,472,250**	**3,608,277**
EXPENDITURES - FUND 210		**1,332,241**	**1,602,417**	**4,585,000**	**3,275,000**	**5,495,000**
NET OF REVENUES/EXPENDITURES - FUND 210		**191,299**	**1,084,893**	**(2,078,214)**	**(802,750)**	**(1,886,723)**
BEGINNING FUND BALANCE		**2,797,303**	**2,988,601**	**4,085,226**	**4,085,226**	**3,282,476**
FUND BALANCE ADJUSTMENTS			**11,733**			
ENDING FUND BALANCE		**2,988,602**	**4,085,227**	**2,007,012**	**3,282,476**	**1,395,753**

Special Service Area Funds

In 2022 the City will administer six operational Special Services Areas designated to pay the costs of various public maintenance and utility items. They are:

Heritage Ridge Subdivision Special Service Area #3 (Fund 223) was created in 1990 for the residential subdivision located at the southeast corner of Fairview Drive and First Street. It pays the costs of retention pond mowing and the maintenance of cul-de-sac islands including, but not limited to, decorative washed stone and island plant materials. It also provides for a stylized street lighting system and entrance sign.

Knolls at Prairie Creek Subdivision SSA #4 (Fund 224) was created in 1994 for the residential subdivision on the west side of Annie Glidden Road between Lincoln Highway and Taylor Street. It pays the costs of maintaining cul-de-sac islands including, but not limited to, mulch, river stone and weed control. It also pays the additional costs of maintaining various public areas and provides for a stylized street lighting system and entrance sign.

Greek Row Special Service Area #6 (Fund 226) was created in 2004 to finance the electrical costs of streetlighting placed upon private properties that benefit the neighborhood.

Heartland Fields Special Service Area #14 (Fund 234) was created to fund the maintenance, repair, regular care, renewal and replacement of the Common Facilities including the mowing and fertilizing of grass, pruning and trimming of trees and bushes, removal and replacement of diseased or dead landscape materials, the repair and replacement of monument signs, storm water detention basins, storm sewers and related areas and appurtenances, culverts, drains, ditches and tiles, landscape buffers and related areas and appurtenances in the Special Service Area. It also funds a mosquito abatement program in the Special Service Area, as well as the provision of snow removal services on public sidewalks along Lot 101 of the Heartland Fields Subdivision (or in such other areas as the City shall determine, within the Area) all in accordance with the final engineering plan and final plat of subdivision for the Area. The municipal services are unique and are in addition to the improvements provided or maintained by the City generally.

924 Greenbrier Special Service Area #28 (Fund 248) was created in 2019 for the purpose of repaying a loan from the City's Water Fund to the owner of 924 Greenbrier Road in the amount of $37,425 for installation of a fire sprinkler system. The City offered loans to property owners operating Greek housing to ensure compliance with State law. The Greek Housing Fire Safety Act, 110 ILCS 130/1, required "Greek housing structures" constructed after January 1, 2011 to have an automatic sprinkler system installed at the time of construction. In addition, the Act required Greek housing structures built before January 1, 2011 to be retrofitted with a sprinkler system before January 1, 2019. This loan has been repaid to the Water Fund after a five-year period from property taxes levied through this Special Service Area.

Market Square Special Service Area #29 (Fund 229) was created on April 27, 2020 (Ordinance 2020-030) to road maintenance on the circulating system of private drives (excluding parking areas) in the market Square Shopping Center.

Hunter Ridgebrook Special Service Area #30 (Fund 230) was created on November 23, 2020. The proposed special service area grows out of a settlement agreement between the City of DeKalb and Hunter Properties for numerous disorderly house citations at the Hunter Ridgebrook Properties. One of the provisions of that settlement agreement was their willingness to accept (or not object to) a special service area (SSA) for the Ridgebrook Properties at the corner of Normal Road and Ridge Drive. The purpose of the SSA is to provide for the public safety and security improvements long desired by residents of the housing complex. The SSA will also provide for the construction and maintenance of the proposed park at 912 Edgebrook, once the building is razed.

The 2019 EAV for Hunter Ridgebrook Properties was $2,120,952. The maximum SSA levy in any given year can be 5% of the total EAV. The initial levy for the SSA in 2020 was $100,000 which is just within the 5% threshold. Once levied and received, the tax proceeds can be used to offset the cost of Police services, cameras, lighting, and other security measures.

CITY OF DEKALB

GL NUMBER	DESCRIPTION	2019 ACTIVITY	2020 ACTIVITY	2021 AMENDED BUDGET	2021 PROJECTED ACTIVITY	2022 REQUESTED BUDGET
Fund 223 - SPECIAL SERVICE AREA #3						
ESTIMATED REVENUES						
OTHER INCOME						
223-00-00-37100	INVESTMENT INTEREST	4	1	0	0	0
OTHER INCOME		4	1	0	0	0
PROPERTY TAXES						
223-00-00-30200	PROPERTY TAX - SSA	1,000	1,000	1,000	961	1,000
PROPERTY TAXES		1,000	1,000	1,000	961	1,000
TOTAL ESTIMATED REVENUES		**1,004**	**1,001**	**1,000**	**961**	**1,000**
EXPENDITURES						
CONTRACTUAL SERVICES						
223-00-00-61100	MAINTENANCE-GROUNDS	525	1,000	525	665	700
CONTRACTUAL SERVICES		525	1,000	525	665	700
TRANSFERS OUT						
223-00-00-91100	TRANSFER TO GENERAL FUND	500	500	500	378	300
TRANSFERS OUT		500	500	500	378	300
TOTAL EXPENDITURES		**1,025**	**1,500**	**1,025**	**1,043**	**1,000**
NET OF REVENUES/EXPENDITURES		**(21)**	**(499)**	**(25)**	**(82)**	**0**
ESTIMATED REVENUES - FUND 223		**1,004**	**1,001**	**1,000**	**961**	**1,000**
EXPENDITURES - FUND 223		**1,025**	**1,500**	**1,025**	**1,043**	**1,000**
NET OF REVENUES/EXPENDITURES - FUND 223		**(21)**	**(499)**	**(25)**	**(82)**	**0**
BEGINNING FUND BALANCE		**3,154**	**3,133**	**2,635**	**2,635**	**2,553**
ENDING FUND BALANCE		**3,133**	**2,634**	**2,610**	**2,553**	**2,553**

CITY OF DEKALB

GL NUMBER	DESCRIPTION	2019 ACTIVITY	2020 ACTIVITY	2021 AMENDED BUDGET	2021 PROJECTED ACTIVITY	2022 REQUESTED BUDGET
Fund 224 - SPECIAL SERVICE AREA #4						
ESTIMATED REVENUES						
OTHER INCOME						
224-00-00-37100	INVESTMENT INTEREST	8	3	0	0	0
OTHER INCOME		8	3	0	0	0
PROPERTY TAXES						
224-00-00-30200	PROPERTY TAX - SSA	5,482	5,495	5,500	5,418	5,500
PROPERTY TAXES		5,482	5,495	5,500	5,418	5,500
TOTAL ESTIMATED REVENUES		**5,490**	**5,498**	**5,500**	**5,418**	**5,500**
EXPENDITURES						
CONTRACTUAL SERVICES						
224-00-00-61100	MAINTENANCE-GROUNDS	3,050	7,000	4,500	4,500	5,000
CONTRACTUAL SERVICES		3,050	7,000	4,500	4,500	5,000
TRANSFERS OUT						
224-00-00-91100	TRANSFER TO GENERAL FUND	500	500	500	0	500
TRANSFERS OUT		500	500	500	0	500
TOTAL EXPENDITURES		**3,550**	**7,500**	**5,000**	**4,500**	**5,500**
NET OF REVENUES/EXPENDITURES		**1,940**	**(2,002)**	**500**	**918**	**0**
ESTIMATED REVENUES - FUND 224		**5,490**	**5,498**	**5,500**	**5,418**	**5,500**
EXPENDITURES - FUND 224		**3,550**	**7,500**	**5,000**	**4,500**	**5,500**
NET OF REVENUES/EXPENDITURES - FUND 224		**1,940**	**(2,002)**	**500**	**918**	**0**
BEGINNING FUND BALANCE		**2,090**	**4,029**	**2,027**	**2,027**	**2,945**
ENDING FUND BALANCE		**4,030**	**2,027**	**2,527**	**2,945**	**2,945**

CITY OF DEKALB

GL NUMBER	DESCRIPTION	2019 ACTIVITY	2020 ACTIVITY	2021 AMENDED BUDGET	2021 PROJECTED ACTIVITY	2022 REQUESTED BUDGET
Fund 226 - SPECIAL SERVICE AREA #6						
ESTIMATED REVENUES						
OTHER INCOME						
226-00-00-37100	INVESTMENT INTEREST	15	7	0	0	0
OTHER INCOME		15	7	0	0	0
PROPERTY TAXES						
226-00-00-30200	PROPERTY TAX - SSA	16,400	16,401	15,500	16,314	15,500
PROPERTY TAXES		16,400	16,401	15,500	16,314	15,500
TOTAL ESTIMATED REVENUES		**16,415**	**16,408**	**15,500**	**16,314**	**15,500**
EXPENDITURES						
CONTRACTUAL SERVICES						
226-00-00-64100	ELECTRIC SERVICES	6,176	15,432	15,000	15,000	15,000
CONTRACTUAL SERVICES		6,176	15,432	15,000	15,000	15,000
TRANSFERS OUT						
226-00-00-91100	TRANSFER TO GENERAL FUND	500	500	500	500	500
TRANSFERS OUT		500	500	500	500	500
TOTAL EXPENDITURES		**6,676**	**15,932**	**15,500**	**15,500**	**15,500**
NET OF REVENUES/EXPENDITURES		**9,739**	**476**	**0**	**814**	**0**
ESTIMATED REVENUES - FUND 226		**16,415**	**16,408**	**15,500**	**16,314**	**15,500**
EXPENDITURES - FUND 226		**6,676**	**15,932**	**15,500**	**15,500**	**15,500**
NET OF REVENUES/EXPENDITURES - FUND 226		**9,739**	**476**	**0**	**814**	**0**
BEGINNING FUND BALANCE		**14**	**9,754**	**10,229**	**10,229**	**11,043**
ENDING FUND BALANCE		**9,753**	**10,230**	**10,229**	**11,043**	**11,043**

CITY OF DEKALB

GL NUMBER	DESCRIPTION	2019 ACTIVITY	2020 ACTIVITY	2021 AMENDED BUDGET	2021 PROJECTED ACTIVITY	2022 REQUESTED BUDGET
Fund 234 - SPECIAL SERVICE AREA #14						
ESTIMATED REVENUES						
OTHER INCOME						
234-00-00-37100	INVESTMENT INTEREST	8	3	0	0	0
OTHER INCOME		8	3	0	0	0
PROPERTY TAXES						
234-00-00-30200	PROPERTY TAX - SSA	2,493	2,500	2,500	2,500	2,500
PROPERTY TAXES		2,493	2,500	2,500	2,500	2,500
TOTAL ESTIMATED REVENUES		**2,501**	**2,503**	**2,500**	**2,500**	**2,500**
EXPENDITURES						
CONTRACTUAL SERVICES						
234-00-00-61100	MAINTENANCE-GROUNDS	600	0	2,500	2,500	2,500
CONTRACTUAL SERVICES		600	0	2,500	2,500	2,500
TRANSFERS OUT						
234-00-00-91100	TRANSFER TO GENERAL FUND	500	500	0	0	0
TRANSFERS OUT		500	500	0	0	0
TOTAL EXPENDITURES		**1,100**	**500**	**2,500**	**2,500**	**2,500**
NET OF REVENUES/EXPENDITURES		**1,401**	**2,003**	**0**	**0**	**0**
ESTIMATED REVENUES - FUND 234		**2,501**	**2,503**	**2,500**	**2,500**	**2,500**
EXPENDITURES - FUND 234		**1,100**	**500**	**2,500**	**2,500**	**2,500**
NET OF REVENUES/EXPENDITURES - FUND 234		**1,401**	**2,003**	**0**	**0**	**0**
BEGINNING FUND BALANCE		**5,546**	**6,947**	**8,950**	**8,950**	**8,950**
ENDING FUND BALANCE		**6,947**	**8,950**	**8,950**	**8,950**	**8,950**

CITY OF DEKALB

GL NUMBER	DESCRIPTION	2019 ACTIVITY	2020 ACTIVITY	2021 AMENDED BUDGET	2021 PROJECTED ACTIVITY	2022 REQUESTED BUDGET
Fund 248 - SPECIAL SERVICE AREA #28						
ESTIMATED REVENUES						
OTHER INCOME						
248-00-00-37100	INVESTMENT INTEREST	0	2	0	0	0
248-00-00-38825	LOAN PROCEEDS	0	0	0	20,017	0
OTHER INCOME		0	2	0	20,017	0
PROPERTY TAXES						
248-00-00-30200	PROPERTY TAX - SSA	0	8,704	8,704	8,704	0
PROPERTY TAXES		0	8,704	8,704	8,704	0
TOTAL ESTIMATED REVENUES		**0**	**8,706**	**8,704**	**28,721**	**0**
EXPENDITURES						
TRANSFERS OUT						
248-00-00-91600	TRANSFER TO WATER FUND	0	8,704	8,704	20,017	0
TRANSFERS OUT		0	8,704	8,704	20,017	0
TOTAL EXPENDITURES		**0**	**8,704**	**8,704**	**20,017**	**0**
NET OF REVENUES/EXPENDITURES		**0**	**2**	**0**	**8,704**	**0**
ESTIMATED REVENUES - FUND 248		**0**	**8,706**	**8,704**	**28,721**	**0**
EXPENDITURES - FUND 248		**0**	**8,704**	**8,704**	**20,017**	**0**
NET OF REVENUES/EXPENDITURES - FUND 248		**0**	**2**	**0**	**8,704**	**0**
BEGINNING FUND BALANCE		**0**	**0**	**2**	**2**	**8,706**
ENDING FUND BALANCE		**0**	**2**	**2**	**8,706**	**8,706**

CITY OF DEKALB

GL NUMBER	DESCRIPTION	2019 ACTIVITY	2020 ACTIVITY	2021 AMENDED BUDGET	2021 PROJECTED ACTIVITY	2022 REQUESTED BUDGET
Fund 229 - MARKET SQUARE AREA #29						
ESTIMATED REVENUES						
OTHER INCOME						
229-00-00-37100	INVESTMENT INTEREST	0	0	0	3	0
OTHER INCOME		0	0	0	3	0
PROPERTY TAXES						
229-00-00-30200	PROPERTY TAX - SSA	0	0	175,000	200,001	50,000
PROPERTY TAXES		0	0	175,000	200,001	50,000
TOTAL ESTIMATED REVENUES		**0**	**0**	**175,000**	**200,004**	**50,000**
EXPENDITURES						
CONTRACTUAL SERVICES						
229-00-00-61420	MAINTENANCE-STREETS	0	0	172,000	0	240,000
CONTRACTUAL SERVICES		0	0	172,000	0	240,000
TRANSFERS OUT						
229-00-00-91100	TRANSFER TO GENERAL FUND	0	0	500	378	0
TRANSFERS OUT		0	0	500	378	0
		0				
TOTAL EXPENDITURES		**0**	**0**	**172,500**	**378**	**240,000**
NET OF REVENUES/EXPENDITURES		**0**	**0**	**2,500**	**199,626**	**(190,000)**
ESTIMATED REVENUES - FUND 229		**0**	**0**	**175,000**	**200,004**	**50,000**
EXPENDITURES - FUND 229		**0**	**0**	**172,500**	**378**	**240,000**
NET OF REVENUES/EXPENDITURES - FUND 229		**0**	**0**	**2,500**	**199,626**	**(190,000)**
BEGINNING FUND BALANCE		**0**	**0**	**0**	**0**	**199,626**
ENDING FUND BALANCE		**0**	**0**	**2,500**	**199,626**	**9,626**

CITY OF DEKALB

GL NUMBER	DESCRIPTION	2019 ACTIVITY	2020 ACTIVITY	2021 AMENDED BUDGET	2021 PROJECTED ACTIVITY	2022 REQUESTED BUDGET
Fund 230 - HUNTER RIDGEBROOK #30						
ESTIMATED REVENUES						
PROPERTY TAXES						
230-00-00-30200	PROPERTY TAX - SSA	0	0	100,000	100,000	50,000
PROPERTY TAXES		0	0	100,000	100,000	50,000
TOTAL ESTIMATED REVENUES		**0**	**0**	**100,000**	**100,000**	**50,000**
EXPENDITURES						
CONTRACTUAL SERVICES						
230-00-00-63800	CONTRACTED SERVICES	0	0	0	0	52,500
CONTRACTUAL SERVICES		0	0	0	0	52,500
TRANSFERS OUT						
230-00-00-91100	TRANSFER TO GENERAL FUND	0	0	97,500	0	97,500
TRANSFERS OUT		0	0	97,500	0	97,500
TOTAL EXPENDITURES		**0**	**0**	**97,500**	**0**	**150,000**
NET OF REVENUES/EXPENDITURES		**0**	**0**	**2,500**	**100,000**	**(100,000)**
ESTIMATED REVENUES - FUND 230		**0**	**0**	**100,000**	**100,000**	**50,000**
EXPENDITURES - FUND 230		**0**	**0**	**97,500**	**0**	**150,000**
NET OF REVENUES/EXPENDITURES - FUND 230		**0**	**0**	**2,500**	**100,000**	**(100,000)**
BEGINNING FUND BALANCE		**0**	**0**	**0**	**0**	**100,000**
ENDING FUND BALANCE		**0**	**0**	**2,500**	**100,000**	**0**

Central Area Tax Increment Finance (#1) Fund

FUND 260

The Central Area TIF District was established in 1986 to support new development and redevelopment throughout a large section of the City that included the downtown, Pleasant Street neighborhood, and Sycamore Road, and later expanded to include the Ellwood Historic Neighborhood.

In 2008, the City worked with the various local taxing districts with overlapping jurisdictions to approve an intergovernmental agreement that declared one-half of the annual TIF revenues as surplus in exchange for supporting a 12-year extension of the Central Area TIF District. Due to the Central Area TIF District being established as a sales tax and property tax TIF district, the TIF Act requires that a proportional share of any surplus declaration be paid back to the Illinois Department of Revenue and the City of DeKalb as repayment for prior sales tax receipts. The proportional share of the surplus is based on a ratio of the total sales tax receipts collected over the life of the district, compared to property tax receipts collected over the life of the district.

During FY17, the City began discussing a TIF Phase-Out Plan and developing strategies for investing the remaining funds prior to the expiration of TIF #1 and TIF #2. It became apparent during those conversations that the available funding would not be sufficient in achieving the City's goals for downtown revitalization, as identified in the City's 2025 Strategic Plan. As a result, the City began investigating the feasibility of removing a portion of the Central Area TIF District and placing it into a new Central Business District TIF. In FY2019, the City approved the creation of the Central Business District TIF (TIF #3). Several redevelopment projects that were initiated in the Central Area TIF are now a part of TIF #3. Where applicable and in accordance with the TIF Act, funds for those projects were transferred from Fund 260 to the newly created Fund 262 (TIF #3) in FY2020.

In Joint Review Board meetings in January and February of 2019, the participating taxing bodies discussed whether the City would surplus some portion of the annual incremental revenues from TIF #3 as it had in TIF #2. Because TIF #3 comprised about one-seventh of the parcels in TIF #1 (300 vs 2,000 parcels), there was agreement that such a surplus arrangement would seriously limit the City's ability to support private redevelopment projects or issue debt. An alternative proposal was introduced in the special February 1 JRB meeting involving the early termination of TIF #1, which would deliver a "surplus" to the other taxing bodies that was roughly comparable to 16 years of a 50/50 revenue-sharing agreement for TIF #3. On June 10, the City Council unanimously approved a resolution (Resolution 2019-094) which closed TIF #1 at the end of FY2021 instead of FY2022.

On May 27, 2020 a copy of the completed Ernst & Young forensic audit was posted on the County website by States Attorney Rick Amato and then forwarded to the City.

Members of the JRB subsequently had the opportunity to consider the import of the report and its findings. Michael Stavridis of Ernst & Young reviewed the principal findings of the audit via ZOOM at the June 26 JRB meeting. The key findings of his team were as follows:

- In the period 2009-2018 the City of DeKalb used an excessive amount of TIF funds to defray the administrative costs assigned to the City's operating budget. The auditors found $7,895,027 was transferred from the City's TIF #1 and TIF #2 funds, combined, in this period. The TIF Act states that after July 1, 1999, annual administrative costs "shall not include general overhead or administrative costs of the municipality that would still have been incurred by the municipality if the municipality had not designated a redevelopment project area or approved a redevelopment plan" (see pages 10-12).
- From 2011 through 2018, the City's surplus distributions to other taxing bodies according to the terms of the 2007 intergovernmental agreement (IGA) exceeded the 50% threshold for incremental property taxes by $1,948,436 (see pages 13-14).
- For most of the test period (2009-2018), the City had no clearly articulated guidelines for the range of documents required for payouts or for permanent records of project transactions (see pages 17-20 for a general discussion, and pages 21-28 for specific project reviews).
- The City "should consider obtaining advice" as to whether the guidance it has received from the Illinois Department of Revenue and a former city attorney regarding surplus distributions of sales tax incremental revenue is accurate.

Since January 1, 2019, the City and its JRB partners have taken many steps to correct past errors or omissions. Among those steps are the following:

- ✓ On January 16, 2019, the City Manager established an internal administrative policy limiting any TIF reimbursement to work that would not have been performed but for the existence of the TIF program. Further, any reimbursement had to be based on timesheets kept by the several professional staff (e.g. city manager, assistant city manager, principal planner) directly involved with TIF redevelopment projects, plans, and records.
- ✓ On February 11, 2019, the Council approved a new Chapter 37 of the Municipal Code adopting Tax Increment Financing Regulations for the City of DeKalb;
- ✓ The City convened three special JRB meetings on January 25, February 1 and February 15, 2019 to wrestle with how the JRB can sustain a broad and inclusive conversation about DeKalb's TIF program. Among the conclusions drawn from these extraordinary meetings was a commitment to hold JRB meetings on a quarterly basis rather than an annual basis. In addition, it was decided to include representatives of all local taxing bodies in future quarterly JRB discussions, while respecting the fact that not all participants had statutory voting authority. Finally, while it was clear that the JRB members were not interested in weighing the merits of projects receiving TIF funds or the extent to which they would generate ROI, the JRB was interested in receiving quarterly updates on TIF projects under consideration by the Council or already underway.
- ✓ Quarterly meetings followed through 2019 and up to the present. By unanimous direction of the JRB, the City adopted TIF #3, closed TIF #2, and worked out a unique, early termination of TIF #1. Each JRB meeting now features all the quarterly financials of the City's TIF #1 and TIF #3 districts, as well as running totals of administrative transfers and supporting timesheets. The quarterly JRB meetings invite public participation and include City staff reports on TIF projects in progress.

- ✓ Most recently, on May 26, 2020, the Council sharpened its criteria for determining the scope of TIF assistance to private developers by requiring each private property rehab project to amortize its obligation from enhanced property tax revenue within the term of the project's applicable mortgage and promissory note. Upon the expiration of the term, any outstanding balance not offset by incremental revenues over the term of the note shall immediately become due and payable.

At the quarterly June 26 JRB meeting meeting and at the special JRB meeting of July 31, 2020, the JRB supported a working group consisting of representatives from the CUSD #428, DeKalb County, and the City of DeKalb to collectively prepare a draft intergovernmental agreement (IGA) for review at the regular JRB meeting of October 30. This IGA was to address a variety of JRB concerns including:

- Final property tax surplus distributions from TIF #1, which will make final payments in 2021 based on increment relating to tax year 2020;
- Property tax surplus distributions from TIF #3 to local taxing bodies in relation to the amount of TIF transfers from TIF #1 and TIF #2 to the City's general fund for administrative expenses in the period 2009-2018.
- Sales tax surplus distributions for the remaining life of TIF #1.
- The transparency of TIF administration with respect to project decisions, project management, and annual TIF expenditures in general.

A draft IGA was presented at the quarterly October 30, 2020 JRB meeting that addressed all of these concerns and, generally speaking, represented a consensus of the members of the working group. The key provisions are as follows:

a) The TIF #1 surplus payment equal to 50 percent (50%) of the annual TIF property tax increment for TIF #1 will continue annually in 2020 and 2021. TIF #1 will terminate on December 31, 2021.
b) A TIF #3 surplus will be declared. Beginning in 2022, the annual amount shall be equivalent to the sum of thirty percent (30%) of the annual total property tax increment received in TIF #3 as determined by the County Collector. Beginning in 2026 and continuing each year until the last tax increment is collected in 2043, the annual surplus shall be equivalent to the sum of fifty percent (50%) of the annual total property tax increment.
c) For 2020 and 2021, the City shall distribute the contested municipal portion of the annual sales tax surplus from TIF #1 to the respective taxing bodies in the same proportion as the most recent distribution by the County Collector.
d) The JRB will meet no less than quarterly. The JRB may meet less frequently at the discretion of the JRB but no less frequently than that which is required by the Illinois TIF Act.
e) For each quarterly meeting, the City shall provide the JRB with TIF financials to date and review the status of any TIF commitments to redevelopment project costs. The City Attorney shall certify that these financials and the project accounting are accurate, and that all project expenditures qualify for use as redevelopment funds under the TIF Act. The project reports shall reference applicable TIF Act passage(s) that provide qualifying reference for the expenditure of project funds.
f) The City will hereafter waive any statutory allowance for the reimbursement of administrative costs from TIF funds.

g) The City will reimburse the School District for its costs in the negotiation and drafting of the IGA.

h) Release. Attorneys for the City and the School District worked out language addressing the release of claims relating to the past usage of TIF funds as identified in the Ernst & Young evaluation of the DeKalb TIFs from 2009 through 2018. The parties agreed that the Illinois Department of Revenue, the Illinois Attorney General, and the DeKalb County State's Attorney are not parties to the proposed IGA and are not bound by its terms. The JRB also agreed that parties to the IGA cannot release the City from responsibility for claims that were not known or which could not have been reasonably known due to fraud, deceit, wrongful concealment, or willful and wanton conduct. However, the JRB supported the release of claims with respect to the use, expenditure and transfer of funds identified in the Ernst & Young forensic audit during the period 2009-2018, in consideration of the agreed terms with respect to surplus distributions, described above. The final draft of the IGA was circulated for consideration and approval at the board meetings of the respective taxing bodies in November and December 2020.

The final TIF intergovernmental agreement, dated November 15, 2020 and approved by the boards of all participating TIF taxing bodies, called for the termination of the Central Area TIF district by December 31, 2021. On October 25, 2021, the DeKalb City Council approved Ordinance 2021-043 terminating the Central Area Tax Increment Financing Redevelopment Area (TIF #1) and authorizing the transfer of remaining, uncommitted funds to TIF #3. In addition, a residual amount ($21,775) is shown in the TIF #1 budget for FY2022 to cover any property tax assessment appeals that are pending before the Property Tax Appeal Board. As of January 1, 2022, TIF #1 will no longer be designated as a redevelopment project area under the Illinois TIF Act (65 ILCS 5/11-74, 1-1, *et seq.*).

CITY OF DEKALB

GL NUMBER	DESCRIPTION	2019 ACTIVITY	2020 ACTIVITY	2021 AMENDED BUDGET	2021 PROJECTED ACTIVITY	2022 REQUESTED BUDGET
Fund 260 - TIF FUND #1 (CENTRAL AREA)						
ESTIMATED REVENUES						
OTHER INCOME						
260-00-00-37100	INVESTMENT INTEREST	163,231	28,951	50,000	30,000	0
260-00-00-37500	GAIN/LOSS ON INVESTMENTS	143,465	0	0	0	0
260-00-00-38200	REFUNDS / REIMBURSEMENTS	43,387	0	0	0	0
OTHER INCOME		350,083	28,951	50,000	30,000	0
PROPERTY TAXES						
260-00-00-30300	PROPERTY TAX - TIF	7,031,778	6,611,022	7,050,000	6,500,000	0
PROPERTY TAXES		7,031,778	6,611,022	7,050,000	6,500,000	0
TOTAL ESTIMATED REVENUES		**7,381,861**	**6,639,973**	**7,100,000**	**6,530,000**	**0**
EXPENDITURES						
CONTRACTUAL SERVICES						
260-00-00-62100	FINANCIAL SERVICES	85,043	85,247	10,000	14,500	0
260-00-00-62300	ARCHITECT/ENGINEERING SERVICES	19,735	0	0	0	0
260-00-00-63800	CONTRACTED SERVICES	5,592	0	0	0	0
260-00-00-65300	LEGAL EXPENSES & NOTICES	3,263	20,000	0	0	0
260-00-00-68600	TIF SURPLUS DISTRIBUTION	3,515,888	3,305,511	3,525,000	3,525,000	0
260-00-00-69199	PRIV PROP REHAB / REDEVELOP	3,380,053	20,055	0	0	0
CONTRACTUAL SERVICES		7,009,574	3,430,813	3,535,000	3,539,500	0
EQUIPMENT						
260-00-00-82000	BUILDINGS & IMPROVEMENTS	0	70,119	300,000	295,000	0
260-00-00-83900	OTHER CAPITAL IMPROVEMENTS	5,000	98,871	470,000	70,000	0
EQUIPMENT		5,000	168,990	770,000	365,000	0
TRANSFERS OUT						
260-00-00-91100	TRANSFER TO GENERAL FUND	46,666	5,000	0	0	0
260-00-00-91262	TRANSFER TO TIF #3 FUND	0	4,275,000	2,450,000	2,190,000	0
260-00-00-91375	TRANSFER TO TIF DEBT SERVICE FUND	1,192,400	1,195,000	1,190,800	1,195,000	0
260-00-00-91650	TRANSFER TO AIRPORT FUND	0	37,646	0	0	0
TRANSFERS OUT		1,239,066	5,512,646	3,640,800	3,385,000	0
TOTAL EXPENDITURES		**8,253,640**	**9,112,449**	**7,945,800**	**7,289,500**	**0**
NET OF REVENUES/EXPENDITURES		**(871,779)**	**(2,472,476)**	**(845,800)**	**(759,500)**	**0**
ESTIMATED REVENUES - FUND 260		**7,381,861**	**6,639,973**	**7,100,000**	**6,530,000**	**0**
EXPENDITURES - FUND 260		**8,253,640**	**9,112,449**	**7,945,800**	**7,289,500**	**0**
NET OF REVENUES/EXPENDITURES - FUND 260		**(871,779)**	**(2,472,476)**	**(845,800)**	**(759,500)**	**0**
BEGINNING FUND BALANCE		**4,373,313**	**3,178,750**	**781,275**	**781,275**	**21,775**
FUND BALANCE ADJUSTMENTS		**(322,782)**	**75,000**	**0**	**0**	**0**
ENDING FUND BALANCE		**3,178,752**	**781,274**	**(64,525)**	**21,775**	**21,775**

Central Business Tax Increment Finance (#3) Fund

FUND 262

On February 11, 2019, the City Council approved Ordinance 2018-70 Adopting Tax Increment Financing for the DeKalb Central Business District TIF (TIF #3). The primary purpose was to promote continuing commercial and residential rehabilitation and redevelopment in the central business district. In recent years, TIF #1 has supported several significant redevelopment projects in the central business district. With TIF #1 ending on December 31, 2021, the City established TIF #3 to continue the momentum of redevelopment. A number of properties that previously existed within TIF #1, including several currently undergoing redevelopment, now lie within the boundaries of TIF #3.

The TIF Act does allow for municipalities to "port" funding between TIF districts, so long as they are contiguous to each other and the use of transferred funds has a benefit to the TIF district from which funds are ported. The FY2022 Budget includes the transfer of funds from TIF #1 to TIF #3 in the amount of $2.19 million. These funds will support ongoing redevelopment projects that were within TIF #1 when approved but are now within the boundaries of TIF #3, as well as other anticipated projects which are allowable under the TIF Act.

On January 1, 2022 only TIF #3 will provide funding for private rehab projects based on incremental property tax revenues as defined by Illinois TIF statutes. TIF #3 is very substantially smaller in area and revenue than TIF #1 at its height. At one time TIF #1 generated over $7 million a year in incremental revenue; TIF #3 is expected to generate about $460,000 in FY2022. TIF #1 once comprised about 19% of DeKalb's corporate limits; TIF #3 is basically the downtown central core following IL Rt. 38 from the NIU lagoon eastward to about Dodge Avenue and extending north and south of Lincoln Highway by about two blocks in either direction. The following projects will be funded in FY2022:

- Architectural Improvement Program (AIP). This program principally encourages owners of commercial property to maintain the appearance of their downtown properties. Approved projects are considered on a case-by-case basis and may be provided up to $25,000 in matching funding according to a three-tier system: a 50% reimbursement rate is assigned to eligible major capital improvements; a 25% reimbursement rate is assigned to eligible minor capital improvements; and a 10% reimbursement rate is assigned to defray the costs of deferred maintenance. All funding is subject to final approval by the DeKalb City Council.

  In FY2021, the AIP "loans" were as follows:

Egyptian Theater	$4,314
Hillside Restaurant	$18,076
115 N. 1st St.	$1,675
Hickeys Corner Store	$1,185
201-203 E Locust St	$1,850
151 N 4th St	$25,000
Acculab – 509 Oak St	$25,000
Total:	$77,100

In FY2022, the AIP has a budget of $70,000.

- Downtown IL Rt 38 Reconfiguration ($1,250,000). This **TIF #3** project is still awaiting final IDOT approval, which should be received in the winter of 2021-2022. The reconfiguration will reduce the four-lane downtown section of IL Rt. 38 between First and Fourth Streets to three lanes (with a center turn lane). This will widen the downtown sidewalks by about 5-6 feet on both the north and south sides, allowing for a more pedestrian-friendly streetscape and mitigating the truck "raceway" through the heart of DeKalb's downtown. The wider sidewalks will afford more room for sidewalk sales, outdoor seating, and more leisurely enjoyment of the downtown businesses. To date, the City has received conceptual approval, has addressed the IDOT requirement for a parallel bike path by committing to such a pathway on Grove Street, and has addressed various IDOT technical suggestions for turn radii, etc. The only remaining obstacle is a decision by IDOT concerning whether or not the City has to make further design modifications at the Fourth Street rail crossing.

- Private Property Rehabilitation. Two larger private rehab projects will receive their last TIF funding in 2022: Agora Tower and the former City Hall (Johann DeKalb Suites). The final funding has accrued in the Fund 262 reserve and has been built by the porting of funds from TIF #1, according to state statutory guidance. Once these two projects have been fully funded in 2022, the TIF #3 annual outlay for private rehab projects—minus the TIF #3 tax sharing with local taxing bodies—will be approximately $250,000 (including the annual AIP allocation of $70,000).

  Agora Tower. The Project's developer, John Pappas, intends to get the four-story building under roof late this fall. The project completion is likely to be in the fall of 2022. Thus far, $1,982,583 of the $3,000,000 **TIF #3** allocation (approved in September 2019) has been disbursed.

  Johann DeKalb Suites. This one-block area in **TIF #3** (formerly City Hall) has been off the tax rolls since the late 1960s. The former city hall has been razed and the excavator has crushed the masonry debris for recycling. To date, $502,846 of the $750,000 grant has been allocated.

CITY OF DEKALB

GL NUMBER	DESCRIPTION	2019 ACTIVITY	2020 ACTIVITY	2021 AMENDED BUDGET	2021 PROJECTED ACTIVITY	2022 REQUESTED BUDGET
Fund 262 - TIF FUND #3						
ESTIMATED REVENUES						
OTHER INCOME						
262-00-00-37100	INVESTMENT INTEREST	0	201	250	450	250
OTHER INCOME		0	201	250	450	250
PROPERTY TAXES						
262-00-00-30300	PROPERTY TAX - TIF	0	300,640	450,000	450,000	460,000
PROPERTY TAXES		0	300,640	450,000	450,000	460,000
TRANSFERS IN						
262-00-00-39260	TRANSFER FROM TIF #1 FUND	0	4,275,000	2,450,000	2,190,000	0
TRANSFERS IN		0	4,275,000	2,450,000	2,190,000	0
TOTAL ESTIMATED REVENUES		**0**	**4,575,841**	**2,900,250**	**2,640,450**	**460,250**
EXPENDITURES						
CONTRACTUAL SERVICES						
262-00-00-62100	FINANCIAL SERVICES	0	703	1,500	750	750
262-00-00-63800	CONTRACTED SERVICES	0	0	0	0	6,111
262-00-00-65300	LEGAL EXPENSES & NOTICES	0	0	6,150	0	0
262-00-00-68600	TIF SURPLUS DISTRIBUTION	0	0	0	0	138,000
262-00-00-69199	PRIV PROP REHAB / REDEVELOP	500,000	2,803,802	1,845,000	577,846	1,354,571
CONTRACTUAL SERVICES		500,000	2,804,505	1,852,650	578,596	1,499,432
EQUIPMENT						
262-00-00-83900	OTHER CAPITAL IMPROVEMENTS	0	0	1,165,000	150,000	1,250,000
EQUIPMENT		0	0	1,165,000	150,000	1,250,000
TOTAL EXPENDITURES		**500,000**	**2,804,505**	**3,017,650**	**728,596**	**2,749,432**
NET OF REVENUES/EXPENDITURES		**(500,000)**	**1,771,336**	**(117,400)**	**1,911,854**	**(2,289,182)**
ESTIMATED REVENUES - FUND 262			**4,575,841**	**2,900,250**	**2,640,450**	**460,250**
EXPENDITURES - FUND 262		**500,000**	**2,804,505**	**3,017,650**	**728,596**	**2,749,432**
NET OF REVENUES/EXPENDITURES - FUND 262		**(500,000)**	**1,771,336**	**(117,400)**	**1,911,854**	**(2,289,182)**
BEGINNING FUND BALANCE			**(500,000)**	**1,271,337**	**1,271,337**	**3,183,191**
ENDING FUND BALANCE		**(500,000)**	**1,271,336**	**1,153,937**	**3,183,191**	**894,009**

Community Development Block Grant Fund

Fund 280

In 1993, the U. S. Census Bureau notified the City that DeKalb County was considered to be part of the Chicago primary metropolitan statistical area (PMSA). The PMSA designation enabled DeKalb, as the largest municipality within the County, to be considered by the U.S. Department of Housing and Urban Development (HUD) as an entitlement community and eligible to receive direct funding through the Community Development Block Grant (CDBG) program on an annual basis. Funding is subject to annual federal appropriation and can only be used for CDBG eligible activities. The CDBG program year runs from April 1 through and March 31.

During 2021, both the condemned Campus Cinema building and the condemned multi-unit residential structure located at 912 Edgebrook Drive were demolished. The City used an Opportunity Zone Grant to assist with expenses and CDBG funds were used for the majority of costs for 912 Edgebrook. CDBG funds were also used to install new solar-powered street lighting throughout the neighborhood, plus free Wi-Fi service was installed and is up and running.

During FY 2021, the City administered both CDBG Entitlement and CDBG COVID-19 funds. A second allocation of CDBG COVID-19 funds was received resulting in a total allocation of $544,324 in additional funding to prevent, prepare for, and respond to the Coronavirus Pandemic. The additional COVID-19 funding was used to support a total of eight Public Service grantees in their efforts to safely provide services to the residents during the pandemic. Regular CDBG Entitlement funds totaling $63,000 provided support to five local agencies for transportation of low-income children to and from daycare to school, a Summer Meals Program at University Village for low-income children, and additional services for the elderly, homeless, and survivors of domestic violence.

In addition, numerous calls were received from individual residents for rental assistance, utility assistance, food, shelter for the homeless, and other pandemic and non-pandemic-related needs. The Community Services Coordinator, Joanne Rouse, worked with each caller to identify their needs and connect them to the appropriate community resources if the needs were for services the City does not provide.

CITY OF DEKALB

GL NUMBER	DESCRIPTION	2019 ACTIVITY	2020 ACTIVITY	2021 AMENDED BUDGET	2021 PROJECTED ACTIVITY	2022 REQUESTED BUDGET
Fund 280 - CDBG FUND						
ESTIMATED REVENUES						
INTERGOVERNMENTAL REVENUES						
280-00-00-33100	FEDERAL GRANTS	594,811	501,266	400,000	900,000	501,000
INTERGOVERNMENTAL REVENUES		594,811	501,266	400,000	900,000	501,000
TOTAL ESTIMATED REVENUES		**594,811**	**501,266**	**400,000**	**900,000**	**501,000**
EXPENDITURES						
CONTRACTUAL SERVICES						
280-00-00-61450	MAINTENANCE-SIDEWALKS	39,680	0	0	0	0
280-00-00-62100	FINANCIAL SERVICES	689	703	703	703	710
280-00-00-62700	HUMAN & SOCIAL SERVICES	65,835	135,008	60,000	151,851	60,000
280-00-00-63700	DEVELOPMENTAL SERVICES	21,503	49,671	81,822	2,500	225,000
280-00-00-63750	DEMOLITION SERVICES	625	29,581	60,000	248,679	0
280-00-00-63800	CONTRACTED SERVICES	0	0	5,000	5,000	5,000
280-00-00-65100	FREIGHT & POSTAGE	163	0	0	0	0
280-00-00-65300	LEGAL EXPENSES & NOTICES	1,284	1,513	1,500	1,500	2,000
280-00-00-66100	DUES & SUBSCRIPTIONS	25	25	75	75	75
280-00-00-66200	TRAINING/TRAVEL	593	168	800	800	800
CONTRACTUAL SERVICES		130,397	216,669	209,900	411,108	293,585
EQUIPMENT						
280-00-00-83000	STREET IMPROVEMENTS	375,032	0	0	0	0
280-00-00-83900	OTHER CAPITAL IMPROVEMENTS	0	192,541	110,000	403,792	120,000
EQUIPMENT		375,032	192,541	110,000	403,792	120,000
TRANSFERS OUT						
280-00-00-91100	TRANSFER TO GENERAL FUND	89,314	92,038	80,000	85,000	87,000
TRANSFERS OUT		89,314	92,038	80,000	85,000	87,000
COMMODITIES						
280-00-00-52000	OFFICE SUPPLIES	68	18	100	100	100
COMMODITIES		68	18	100	100	100
TOTAL EXPENDITURES		**594,811**	**501,266**	**400,000**	**900,000**	**500,685**
NET OF REVENUES/EXPENDITURES		**0**	**0**	**0**	**0**	**315**
ESTIMATED REVENUES - FUND 280		**594,811**	**501,266**	**400,000**	**900,000**	**501,000**
EXPENDITURES - FUND 280		**594,811**	**501,266**	**400,000**	**900,000**	**500,685**
NET OF REVENUES/EXPENDITURES - FUND 280		**0**	**0**	**0**	**0**	**315**
BEGINNING FUND BALANCE		**0**	**0**	**0**	**0**	**0**
ENDING FUND BALANCE		**0**	**0**	**0**	**0**	**315**

Housing Rehabilitation Fund

FUND 285

Beginning in the late 1970s and continuing through 1983, the City received Community Development Assistance Program (CDAP) and various other federal and state grants that were used for housing rehabilitation activities. A fund was established as the pass-through account for the grant and as the repository of loan repayments and recaptured funds that were restricted for reuse for similar programs.

In 1993, the City became an entitlement community through the Federal Community Development Block Grant program. At that time, a new fund (CDBG Fund) was set up to manage the annual grant allocation and the prior fund was maintained as the revolving loan fund for CDBG. In addition to CDBG, the City periodically receives other grants and this fund is used as the pass-through for those as well. The use or reuse of dollars in this fund carries substantial restrictions and cannot be co-mingled with other City, State or Federal revenues.

Funds are budgeted to assist very low (50% AMI) and extremely low (30% AMI) income residents with home repair costs that exceed the $5,000 CDBG Program limit when the homeowner has no personal resources to cover the overage and the overage amount is not excessive. Use of this fund is subject to review and approval of the City Manager prior to the commitment of funds. Funds are also available for the emergency demolition of residential structures and minor expenses related to this activity. Because these funds were originally CDBG funds, the City must exercise caution to ensure that any use of these monies meets all HUD guidelines and requirements for use of their funds.

CITY OF DEKALB

GL NUMBER	DESCRIPTION	2019 ACTIVITY	2020 ACTIVITY	2021 AMENDED BUDGET	2021 PROJECTED ACTIVITY	2022 REQUESTED BUDGET
Fund 285 - HOUSING REHAB FUND						
ESTIMATED REVENUES						
OTHER INCOME						
285-00-00-37100	INVESTMENT INTEREST	337	122	250	0	0
285-00-00-38200	REFUNDS / REIMBURSEMENTS	921	5,000	0	0	30,000
OTHER INCOME		1,258	5,122	250	0	30,000
TOTAL ESTIMATED REVENUES		**1,258**	**5,122**	**250**	**0**	**30,000**
EXPENDITURES						
CONTRACTUAL SERVICES						
285-00-00-62100	FINANCIAL SERVICES	345	351	352	352	360
285-00-00-63700	DEVELOPMENTAL SERVICES	175	0	65,736	10,000	30,000
285-00-00-65300	LEGAL EXPENSES & NOTICES	0	110	0	0	0
CONTRACTUAL SERVICES		520	461	66,088	10,352	30,360
TRANSFERS OUT						
285-00-00-91100	TRANSFER TO GENERAL FUND	2,380	0	0	0	0
TRANSFERS OUT		2,380	0	0	0	0
TOTAL EXPENDITURES		**2,900**	**461**	**66,088**	**10,352**	**30,360**
NET OF REVENUES/EXPENDITURES		**(1,642)**	**4,661**	**(65,838)**	**(10,352)**	**(360)**
ESTIMATED REVENUES - FUND 285		**1,258**	**5,122**	**250**	**0**	**30,000**
EXPENDITURES - FUND 285		**2,900**	**461**	**66,088**	**10,352**	**30,360**
NET OF REVENUES/EXPENDITURES - FUND 285		**(1,642)**	**4,661**	**(65,838)**	**(10,352)**	**(360)**
BEGINNING FUND BALANCE		**67,576**	**65,934**	**70,594**	**70,594**	**60,242**
ENDING FUND BALANCE		**65,934**	**70,595**	**4,756**	**60,242**	**59,882**

Foreign Fire Insurance Fund

FUND 290

The Foreign Fire Insurance Tax Fund was created in 1992 by the City Council in compliance with applicable state statutory provisions. A two-percent tax is imposed on the gross receipts of the fire insurance premiums provided by insurance companies not located within Illinois, and for property located in the City. These taxes, along with similar taxes imposed by most Illinois municipalities, are collected by the state and distributed to municipalities on a per capita basis. By ordinance, the Foreign Fire Insurance Tax Board members are elected by the Fire Department from among its members. This Board is empowered to expend Foreign Fire Insurance Tax proceeds for the "maintenance, benefit, and use of the Fire Department." This Board cannot expend tax proceeds for projects not given budget approval by the City Council. The City Council cannot authorize the expenditures of tax proceeds for projects not approved by the Board. Consequently, the system requires the City Council and the Board to mutually agree on the expenditures.

Expenditures from this fund are used for the betterment of the Fire department. Typically, they have included station improvements, station repairs, furniture for stations, personal protection equipment and physical fitness equipment.

Projects planned for FY2022 include:

- Preservation of historical department memorabilia;
- Replacement of Station One furniture;
- Replacement of old kitchen utensils and appliances at Station One;
- Assistance to the Department for PPE purchases;
- Assistance for the annual Fund audit;
- Replacement of emergency medical supplies and breathing apparatus.

CITY OF DEKALB

GL NUMBER	DESCRIPTION	2019 ACTIVITY	2020 ACTIVITY	2021 AMENDED BUDGET	2021 PROJECTED ACTIVITY	2022 REQUESTED BUDGET
Fund 290 - FOREIGN FIRE INSURANCE TAX						
ESTIMATED REVENUES						
OTHER INCOME						
290-00-00-31950	MISCELLANEOUS TAXES	58,669	64,933	58,669	65,000	72,500
290-00-00-38100	MISCELLANEOUS REVENUE	425	0	0	0	0
OTHER INCOME		59,094	64,933	58,669	65,000	72,500
TOTAL ESTIMATED REVENUES		**59,094**	**64,933**	**58,669**	**65,000**	**72,500**
EXPENDITURES						
CONTRACTUAL SERVICES						
290-00-00-61300	MAINTENANCE-BUILDINGS	1,854	0	0	0	0
290-00-00-65200	MARKETING ADS & PUBLIC INFO	4,892	2,461	500	500	500
290-00-00-66100	DUES & SUBSCRIPTIONS	1,825	2,506	2,832	2,832	2,903
CONTRACTUAL SERVICES		8,571	4,967	3,332	3,332	3,403
EQUIPMENT						
290-00-00-86000	EQUIPMENT	2,409	0	39,887	39,887	45,000
290-00-00-86200	OFFICE FURNITURE & EQUIPMENT	12,687	13,588	0	0	6,500
EQUIPMENT		15,096	13,588	39,887	39,887	51,500
COMMODITIES						
290-00-00-51300	SUPPLIES/PARTS-BUILDINGS	11,056	10,382	9,000	9,000	9,000
290-00-00-51500	SUPPLIES/PARTS-EQUIPMENT	0	0	3,000	3,000	0
290-00-00-52800	FIREFIGHTING SUPPLIES & EQUIPMENT	13,677	12,730	0	0	0
290-00-00-53300	SMALL TOOLS & EQUIPMENT	2,181	728	3,000	3,000	3,000
290-00-00-54000	UNIFORMS/PROTECTIVE CLOTHING	7,876	2,418	450	450	750
COMMODITIES		34,790	26,258	15,450	15,450	12,750
TOTAL EXPENDITURES		**58,457**	**44,813**	**58,669**	**58,669**	**67,653**
NET OF REVENUES/EXPENDITURES		**637**	**20,120**	**0**	**6,331**	**4,847**
ESTIMATED REVENUES - FUND 290		**59,094**	**64,933**	**58,669**	**65,000**	**72,500**
EXPENDITURES - FUND 290		**58,457**	**44,813**	**58,669**	**58,669**	**67,653**
NET OF REVENUES/EXPENDITURES - FUND 290		**637**	**20,120**	**0**	**6,331**	**4,847**
BEGINNING FUND BALANCE		**62,282**	**62,919**	**83,039**	**83,039**	**89,370**
ENDING FUND BALANCE		**62,919**	**83,039**	**83,039**	**89,370**	**94,217**

Section Six

Debt Service Funds

- General Fund Debt Service
- TIF Fund Debt Service

Debt Service Funds

General Fund Debt Service--Fund 300

General Obligation Refunding Bonds of 2010C: In December 2010, the City issued $5,415,000 of General Obligation Refunding Bonds to refinance prior debt at a lower interest cost. The original obligations were issued to finance storm sewer construction, road reconstruction, park land, and initial costs for a police station. The debt service is based on a 13-year amortization schedule with interest ranging from 1.90% to 5.90%. Semi-annual interest payments are due July 1st and January 1st while annual principal payments are due each January 1.

General Obligation Bonds of 2012A: In October 2012, the City issued $9,905,000 of G.O. Refunding Bonds for the purpose of constructing a new Police Station. The debt service is based on a 17-year amortization schedule with interest ranging from 2.00% to 2.50%. Semi-annual interest payments are due July 1st and January 1st while annual principal payments are due each January 1.

General Obligation Bonds of 2013A: This bond covers a debt undertaken by the City to help the DeKalb Public Library finance its building expansion in 2012-2013.

General Obligation Bonds of 2013B: In June 2013, the City issued $2,380,000 of G.O. Bonds for the purpose of completing construction on the new Police Station. The debt service is based on a 9-year amortization schedule with interest ranging from 0.80% to 3.00%. Semi-annual interest payments are due July 1st and January 1st while annual principal payments are due each January 1.

General Obligation Refunding Bonds of 2019: As of December 31, 2018, an outstanding principal balance of $3,905,000 existed for the 2010B G.O. Refunding Bond with interest ranging from 4.25% to 4.75%. In October 2019, the City issued $3,925,000 of G.O. Refunding Bonds to refinance the 2010B bonds at a lower interest cost. The original obligations were issued to finance a public works facility expansion, a new traffic signal, and various road projects. The debt service is based on an 8-year amortization schedule with an interest rate of 1.82%. Semi-annual interest payments will be due July 1st and January 1st while annual principal payments are due each January 1.

General Obligation Taxable Series 2020: At the August 17, 2020 meeting of the City Council and the Finance Advisory Committee, the extraordinary impact of the COVID-19 crisis on City finances was described in considerable detail. The estimated $4.5 million drop in general operating revenues, offset in part by an expected infusion of federal Cares Act funding by the end of the calendar year, had posed very substantial challenges. Maintaining the services expected of the Fire, Police and Public Works departments under such reduced revenues was perhaps the singular challenge. It is also important to note that the fall in general operating revenues meant a fall in the City's General Fund reserve balance, which had been re-built in 2019 after several years of resting below the policy level of 25% of the annual General Fund expenses.

To balance the projected 2021 General Fund Budget without further exhaustion of the City's General Fund reserves, the City Manager proposed an investigation of bond refunding options that might reduce or eliminate the roughly $1.8 million in general obligation debt to be paid from the General Fund in 2021.

After consultation with Baird Public Finance, the nation's number one municipal underwriter, and Katten Muchin Rosenman, LLP, a renowned Chicago-based bond counsel, it was learned that an opportunity for a one-time savings of $1,795,554 in principal and interest payments in FY2021 could be achieved which would reduce the General Fund expenditures by an equal amount. The re-structuring of the City's January 1, 2021 and July 1, 2021 principal and interest payments was, in effect, a "scoop and toss." Debt payments on the pertinent bonds from each of the outstanding City general obligations were moved from Fiscal Year 2021 to Fiscal Years 2028, 2029, and 2030. This process extended the bond terms but at a lower annual debt service level at the end of the terms. The overall increase in debt service over the next 10 years increased; however, by deferring the debt payments from FY2021 to a future date when the full EAV of the Ferrara and Facebook projects should have been realized, the City was arguably in a better position to make those payments, given the fiscal constraints related to the COVID pandemic.

On September 28, 2020, the Council approved Ordinance 2020-063 which authorized Baird Public Finance to proceed to engage Moody's investors Service for a rating review and to proceed to go to market with the refunding bond issuance. Moody's reviewed the City's finances on October 21 and on October 22 issued a rating decision. Moody's removed the "negative outlook" that had been assigned in September 2018 in consideration of the City's strong fiscal progress and economic development over the past two years, but lowered the City's overall rating from A1 to A2 primarily in consideration of the state's pension crisis and its hold on the City's annual property tax revenue.

As a result of the refunding of the City's general obligation bond portfolio in 2020, the City's General Fund debt service going forward is shown in the table below:

General Fund Supported Debt			
Fiscal Year	Principal	Interest	Aggregate
2020	$1,751,532		$1,751,532
2021	$0	$0	$0
2022	$1,807,181	$46,110	$1,853,291
2023	$1,805,809	$46,110	$1,851,919
2024	$1,816,731	$46,110	$1,862,841
2025	$1,815,011	$46,110	$1,861,121
2026	$1,817,672	$46,110	$1,863,782
2027	$1,819,146	$46,110	$1,865,256
2028	$992,021	$466,223	$1,458,244
2029	$887,356	$569,855	$1,457,211
2030	$511,313	$946,688	$1,458,001
	$15,023,772	$2,259,426	$17,283,198

Without the refunding, the total General Fund obligated debt was $16,819,326. Including the wrap-around debt structure described above, the City will aggressively amortize 86.5% of its general obligation debt in 10 years.

TIF Fund #1 Debt Service--Fund 375

TIF #1 will be terminated on December 31, 2021. The last debt service payment on the TIF refunding bonds of 2010 was paid in FY2021.

CITY OF DEKALB

GL NUMBER	DESCRIPTION	2019 ACTIVITY	2020 ACTIVITY	2021 AMENDED BUDGET	2021 PROJECTED ACTIVITY	2022 REQUESTED BUDGET
Fund 300 - DEBT SERVICE-GENERAL FUND						
ESTIMATED REVENUES						
SALES & USE TAXES						
300-00-00-31400	HOTEL/MOTEL TAX	46,195	24,629	49,000	51,000	56,000
SALES & USE TAXES		46,195	24,629	49,000	51,000	56,000
FINES						
300-00-00-35300	PARKING FINES	41,505	31,525	45,000	39,000	45,000
FINES		41,505	31,525	45,000	39,000	45,000
OTHER INCOME						
300-00-00-38800	DEBT ISSUE PROCEEDS	3,925,000	1,900,000	0	0	0
OTHER INCOME		3,925,000	1,900,000	0	0	0
TRANSFERS IN						
300-00-00-39100	TRANSFER FROM GENERAL FUND	1,801,827	1,778,985	0	0	1,880,280
TRANSFERS IN		1,801,827	1,778,985	0	0	1,880,280
TOTAL ESTIMATED REVENUES		**5,814,527**	**3,735,139**	**94,000**	**90,000**	**1,981,280**
EXPENDITURES						
CONTRACTUAL SERVICES						
300-00-00-62100	FINANCIAL SERVICES	1,465	2,676	1,900	1,900	1,900
CONTRACTUAL SERVICES		1,465	2,676	1,900	1,900	1,900
DEBT SERVICES						
300-00-00-75000	DEBT SERVICE - PRINCIPAL	1,335,000	1,380,000	0	0	1,595,000
300-00-00-76000	DEBT SERVICE - INTEREST	548,929	397,834	0	0	285,280
300-00-00-79800	PAYMENT TO ESCROW AGENT	3,978,905	1,795,554	0	0	0
300-00-00-79850	BOND ISSUANCE COSTS	34,000	76,011	0	0	0
DEBT SERVICES		5,896,834	3,649,399	0	0	1,880,280
TOTAL EXPENDITURES		**5,898,299**	**3,652,075**	**1,900**	**1,900**	**1,882,180**
NET OF REVENUES/EXPENDITURES		**(83,772)**	**83,064**	**92,100**	**88,100**	**99,100**
ESTIMATED REVENUES - FUND 300		**5,814,527**	**3,735,139**	**94,000**	**90,000**	**1,981,280**
EXPENDITURES - FUND 300		**5,898,299**	**3,652,075**	**1,900**	**1,900**	**1,882,180**
NET OF REVENUES/EXPENDITURES - FUND 300		**(83,772)**	**83,064**	**92,100**	**88,100**	**99,100**
BEGINNING FUND BALANCE		**(6,073)**	**(89,845)**	**(6,781)**	**(6,781)**	**81,319**
ENDING FUND BALANCE		**(89,845)**	**(6,781)**	**85,319**	**81,319**	**180,419**

CITY OF DEKALB

GL NUMBER	DESCRIPTION	2019 ACTIVITY	2020 ACTIVITY	2021 AMENDED BUDGET	2021 PROJECTED ACTIVITY	2022 REQUESTED BUDGET
Fund 375 - DEBT SERVICE - TIFS						
ESTIMATED REVENUES						
TRANSFERS IN						
375-00-00-39260	TRANSFER FROM TIF #1 FUND	1,192,400	1,195,000	1,190,800	1,190,800	0
TRANSFERS IN		1,192,400	1,195,000	1,190,800	1,190,800	0
TOTAL ESTIMATED REVENUES		**1,192,400**	**1,195,000**	**1,190,800**	**1,190,800**	**0**
EXPENDITURES						
DEBT SERVICES						
375-00-00-75000	DEBT SERVICE - PRINCIPAL	1,060,000	1,105,000	1,145,000	1,145,000	0
375-00-00-76000	DEBT SERVICE - INTEREST	132,400	90,000	45,800	45,800	0
DEBT SERVICES		1,192,400	1,195,000	1,190,800	1,190,800	0
TOTAL EXPENDITURES		**1,192,400**	**1,195,000**	**1,190,800**	**1,190,800**	**0**
NET OF REVENUES/EXPENDITURES		**0**	**0**	**0**	**0**	**0**
ESTIMATED REVENUES - FUND 375		**1,192,400**	**1,195,000**	**1,190,800**	**1,190,800**	**0**
EXPENDITURES - FUND 375		**1,192,400**	**1,195,000**	**1,190,800**	**1,190,800**	**0**
NET OF REVENUES/EXPENDITURES - FUND 375		**0**	**0**	**0**	**0**	**0**
BEGINNING FUND BALANCE		**0**	**0**	**0**	**0**	**0**
ENDING FUND BALANCE		**0**	**0**	**0**	**0**	**0**

Section Seven

Capital Funds

- Capital Projects Fund—Fund 400
- Capital Equipment Replacement Fund—Fund 420

Capital Projects Fund

FUND 400

For FY2022, the local fuel tax rate of 9.5 cents per gallon remains split between road expenditures (7 cents), airport expenditures (1.5 cents), and vehicle replacement (1 cent). This fund primarily supports annual street maintenance, public building improvements, alley repairs, and other capital costs. Proceeds from the local tax on motor fuel can be used for any public capital improvements. Additionally, continuing into FY2022 from FY2021, two separate State grants pass through the account to advance local projects. One is an EDP grant from the IL Department of Transportation for approximately $1,500,000 for the upgrade of the intersection of Gurler Road at IL Rt. 23. The other is $1,440,000 from the Department of Commerce and Economic Opportunity (DCEO), which was designated my Representatives Demmer and Keicher for use by DeKalb in advancing local infrastructure improvements.

The City owns and maintains about 130 centerline miles of roads, of which 74.8% (97.3 miles) are residential streets. Annual Street Maintenance is handled by an alternating funding cycle between the State MFT Fund (Fund 210) and the Capital Projects Fund. In FY2022 Fund 400 again takes its turn as the lead funding source for annual street maintenance. Additionally, with continued pass-through funding from several State grants, the Capital Projects Fund can undertake other projects, as shown in the table below:

Tentative FY2020 Projects	Estimated Costs
Annual Street Maintenance Program	$1,000,000
IL-23/Gurler Intersection Upgrade (Grant pass-through)	$1,000,000
Afton Road Construction (Grant funded)	$250,000
Total	**$2,250,000**

The annual street maintenance scope will be shaped by the bidding process, If prices remain as anticipated the City should be able to target several areas: 13th and 14th Streets, Tilton Park Drive and Joanne Lane. The resurfacing of these streets will be coordinated with watermain replacement funded by the Water Capital Fund.

CITY OF DEKALB

GL NUMBER	DESCRIPTION	2019 ACTIVITY	2020 ACTIVITY	2021 AMENDED BUDGET	2021 PROJECTED ACTIVITY	2022 REQUESTED BUDGET
Fund 400 - CAPITAL PROJECTS FUND						
ESTIMATED REVENUES						
INTERGOVERNMENTAL REVENUES						
400-00-00-33200	STATE GRANTS	0	0	2,940,000	2,940,000	0
INTERGOVERNMENTAL REVENUES		0	0	2,940,000	2,940,000	0
OTHER INCOME						
400-00-00-38100	MISCELLANEOUS REVENUE	0	0	250,000	390,000	0
400-00-00-38200	REFUNDS / REIMBURSEMENTS	0	0	60,000	0	0
400-00-00-38600	SALES OF SURPLUS PROPERTY	136,632	604,387	130,000	75,000	75,000
OTHER INCOME		136,632	604,387	440,000	465,000	75,000
TRANSFERS IN						
400-00-00-39100	TRANSFER FROM GENERAL FUND	36,756	0	22,500	0	0
TRANSFERS IN		36,756	0	22,500	0	0
SALES & USE TAXES						
400-00-00-31600	HOME RULE MOTOR FUEL TAX	714,856	861,826	800,000	900,000	900,000
SALES & USE TAXES		714,856	861,826	800,000	900,000	900,000
TOTAL ESTIMATED REVENUES		**888,244**	**1,466,213**	**4,202,500**	**4,305,000**	**975,000**
EXPENDITURES						
CONTRACTUAL SERVICES						
400-00-00-61300	MAINTENANCE-BUILDINGS	0	0	50,000	49,000	55,000
400-00-00-61450	MAINTENANCE-SIDEWALKS	0	0	0	0	25,000
400-00-00-62300	ARCHITECT/ENGINEERING SERVICES	122,423	114,348	200,000	275,000	25,000
400-00-00-63800	CONTRACTED SERVICES	0	0	43,500	0	0
CONTRACTUAL SERVICES		122,423	114,348	293,500	324,000	105,000
EQUIPMENT						
400-00-00-81000	LAND ACQUSITION	0	375,000	0	0	0
400-00-00-82000	BUILDINGS & IMPROVEMENTS	0	179,020	20,000	0	0
400-00-00-83000	STREET IMPROVEMENTS	0	0	2,265,000	2,850,000	0
400-00-00-83050	STREET MAINTENANCE	685,749	718,617	580,000	320,000	1,200,000
400-00-00-83100	ALLEY IMPROVEMENTS	0	75,000	25,000	15,000	150,000
400-00-00-83200	STORM SEWER IMPROVEMENTS	0	0	100,000	15,000	25,000
400-00-00-83900	OTHER CAPITAL IMPROVEMENTS	0	0	20,000	25,000	0
400-00-00-86100	TECHNOLOGY EQUIPMENT	0	113,836	317,000	155,500	200,000
EQUIPMENT		685,749	1,461,473	3,327,000	3,380,500	1,575,000
COMMODITIES						
400-00-00-51600	SUPPLIES/PARTS-TECHNOLOGY	0	0	72,100	23,000	52,173
COMMODITIES		0	0	72,100	23,000	52,173
TOTAL EXPENDITURES		**808,172**	**1,575,821**	**3,692,600**	**3,727,500**	**1,732,173**
NET OF REVENUES/EXPENDITURES		**80,072**	**(109,608)**	**509,900**	**577,500**	**(757,173)**
ESTIMATED REVENUES - FUND 400		**888,244**	**1,466,213**	**4,202,500**	**4,305,000**	**975,000**
EXPENDITURES - FUND 400		**808,172**	**1,575,821**	**3,692,600**	**3,727,500**	**1,732,173**
NET OF REVENUES/EXPENDITURES - FUND 400		**80,072**	**(109,608)**	**509,900**	**577,500**	**(757,173)**
BEGINNING FUND BALANCE		**443,991**	**524,062**	**414,454**	**414,454**	**991,954**
ENDING FUND BALANCE		**524,063**	**414,454**	**924,354**	**991,954**	**234,781**

Capital Equipment Replacement Fund

Fund 420

The Capital Equipment Replacement Fund accounts for the acquisition costs for any new purchase or the replacement of major equipment and vehicles for the City. The Fleet Replacement Fund (Fund 410) was closed in FY2017, combined with the Equipment Fund (Fund 420) in the FY2018 budget, and renamed the Capital Equipment Replacement Fund.

Since November, 2019 the City has dedicated one cent of its 4-cent increase in the local fuel tax to fleet maintenance and thereby added about $175,000 to the annual revenues for such purposes. Other recurring fund sources include lease payments from telecommunication companies with antennae on our water towers (Rental Income"); E911 Board payments ("Reimbursements"); and a DeKalb County emergency services payment ("Miscellaneous Revenue").

For FY2022, as in FY2021, a mix of leases and outright purchases is proposed to maintain both a sound operating balance and to limit the debt exposure from capital leasing. Complicating the purchase of vehicles in FY2022 is the extraordinary supply chain delays affecting vehicle sales nation-wide. The highlighted FY2022 expenditures are as follows:

- New Outright Vehicle Purchases for two (2) Fire SUVs ($75,000 with upfitting), and one (1) Public Works pickup ($40,000).
- New Leases: Five (5) additional leases for 4 marked Police Explorers and 1 full-size Public Works dump truck ($71,815 in additional annual principal and interest).
- A Replacement fire engine: $800,000 (supported by a GF transfer).
- Equipment: Public Works Leaf Machine. Outright purchase of $40,000.

The capital sources of City lease payments officially make the vehicle leases "**capital leases,**" which means that for the term of the leases the outstanding balances will be included in the calculation of the City's overall debt, as shown in the table that follows:

	Governmental Activities		Business Type Activities					
Year	GO Bonds	Capital Leases	GO Bonds	IEPA Loans	Capital Leases	Total	Per Capita	Population
2017	$22,235,654	$166,665	$1,370,000	$1,849,536	$ -	$25,621,855	$582	44,030
2018	$19,872,398	$149,998	$1,030,000	$1,389,155	$ -	$22,441,551	$510	44,030
2019	$17,467,275	$133,331	$ 685,000	$1,600,094	$ -	$19,885,700	$452	44,030
2020	$15,290,000	$501,144	$ 345,000	$1,086,578	$222,685	$17,445,407	$396	44,030
2021	$14,145,000	$410,823	$ -	$ 802,846	$180,556	$15,539,225	$353	44,030
2022	$12,610,000	$496,159	$ -	$ 757,841	$137,101	$14,001,101	$318	44,030
2023	$11,015,000	$508,402	$ -	$ 711,938	$133,074	$12,368,414	$281	44,030

CITY OF DEKALB

GL NUMBER	DESCRIPTION	2019 ACTIVITY	2020 ACTIVITY	2021 AMENDED BUDGET	2021 PROJECTED ACTIVITY	2022 REQUESTED BUDGET
Fund 420 - CAPITAL EQUIP REPLACEMENT FUND						
ESTIMATED REVENUES						
OTHER INCOME						
420-00-00-34900	RENTAL INCOME	217,155	226,224	220,000	225,000	220,000
420-00-00-37100	INVESTMENT INTEREST	489	391	500	300	400
420-00-00-38100	MISCELLANEOUS REVENUE	40,000	40,000	40,000	40,000	40,000
420-00-00-38200	REFUNDS & REIMBURSEMENTS	166,714	202,689	210,000	210,000	210,000
420-00-00-38600	SALES OF SURPLUS PROPERTY	15,840	83,924	0	84,275	10,000
420-00-00-38700	CAPITAL LEASE ISSUANCE	0	414,386	0	512,940	182,000
OTHER INCOME		440,198	967,614	470,500	1,072,515	662,400
TRANSFERS IN						
420-00-00-39100	TRANSFER FROM GENERAL FUND	75,000	1,700	25,000	25,000	800,000
TRANSFERS IN		75,000	1,700	25,000	25,000	800,000
SALES & USE TAXES						
420-00-00-31600	HOME RULE MOTOR FUEL TAX	0	122,267	175,000	125,000	135,000
SALES & USE TAXES		0	122,267	175,000	125,000	135,000
TOTAL ESTIMATED REVENUES		**515,198**	**1,091,581**	**670,500**	**1,222,515**	**1,597,400**
EXPENDITURES						
CONTRACTUAL SERVICES						
420-00-00-40002	LEASE PURCHASE CONTRACTS	0	0	129,753	129,753	0
420-00-00-61300	MAINTENANCE-BUILDINGS	1,406	0	0	0	0
420-00-00-61700	MAINTENANCE-VEHICLES	0	0	20,000	20,000	20,000
CONTRACTUAL SERVICES		1,406	0	149,753	149,753	20,000
EQUIPMENT						
420-00-00-86000	EQUIPMENT	0	21,975	20,000	20,000	40,000
420-00-00-86100	TECHNOLOGY EQUIPMENT	84,929	0	104,000	0	110,000
420-00-00-87000	VEHICLES	53,624	478,316	226,308	141,500	915,000
420-00-00-87100	LEASE PURCHASE VEHICLES	0	0	0	512,940	182,000
EQUIPMENT		138,553	500,291	350,308	674,440	1,247,000
TRANSFERS OUT						
420-00-00-91100	TRANSFER TO GENERAL FUND	0	500,000	0	0	0
TRANSFERS OUT		0	500,000	0	0	0
DEBT SERVICES						
420-00-00-77000	LOAN PRINCIPAL	16,667	16,667	16,667	16,667	16,667
420-00-00-79000	CAPITAL LEASE PRINCIPAL	0	29,905	116,780	134,619	199,977
420-00-00-79100	CAPITAL LEASE INTEREST	0	2,493	22,119	24,154	30,611
DEBT SERVICES		16,667	49,065	155,566	175,440	247,255
TOTAL EXPENDITURES		**156,626**	**1,049,356**	**655,627**	**999,633**	**1,514,255**
NET OF REVENUES/EXPENDITURES		**358,572**	**42,225**	**14,873**	**222,882**	**83,145**
ESTIMATED REVENUES - FUND 420		**515,198**	**1,091,581**	**670,500**	**1,222,515**	**1,597,400**
EXPENDITURES - FUND 420		**156,626**	**1,049,356**	**655,627**	**999,633**	**1,514,255**
NET OF REVENUES/EXPENDITURES - FUND 420		**358,572**	**42,225**	**14,873**	**222,882**	**83,145**
BEGINNING FUND BALANCE		**338,799**	**697,372**	**739,597**	**739,597**	**962,479**
ENDING FUND BALANCE		**697,371**	**739,597**	**754,470**	**962,479**	**1,045,624**

Section Eight

Enterprise Funds

- Water Operations Fund
- Water Construction Fund
- Water Capital Fund
- Airport Fund
- Refuse and Recycling Fund

Water Operations Fund

FUND 600

The Water fund provides for the supply, treatment, storage, and distribution of the City's potable water system, which provides approximately 1.1 billion gallons of water annually to DeKalb residents. The City's Public Water System is a modern, state-of-the-art water supply and serves a population of over 40,000 residents including Northern Illinois University. The source of water provided to the residents of DeKalb comes from six deep wells drawing water from deep sandstone aquifers, and three shallow wells that draw water from sand and gravel aquifers. Groundwater is treated at one of five ion-exchange/iron removal water treatment plants. The treatment process produces a high quality water supply by reducing the amount of hardness and iron in the water.

Before leaving the treatment plant, the groundwater is treated with chlorine and phosphate to ensure the safety of the water supply within our distribution system. In addition, fluoride is added to the water to promote the development of strong teeth.

After treatment, the water enters the distribution system for use or is stored in one of the City's four elevated water towers. The four towers have the ability to store a total of 5.75 million gallons. The elevated towers provide storage and maintain system pressures for fire protection.

Utility staff maintain over 180 miles of water main making up the City's water distribution system. The distribution system includes over 2,500 hydrants, 3,000 valves and 11,000 service lines and water metered accounts. Ensuring all these assets are adequately maintained is critical to a safe, uninterrupted water supply to our community and the ability to always provide fire protection.

Utility Staffing Level	FY2020	FY2021	FY2020
FT	9	10	10
PT Seasonal	1	1	1
Total	**10**	**11**	**11**

The primary source of funding for the Water Operations Fund (Fund 600) and Water Capital Fund (Fund 620) is water sales, accounting for over 95% of the total revenue to these two funds. The Water Department experienced an increase in water sales of 4.1% in 2021. This is the first increase in water sales since 2016. Overall, water sales have decreased an average of 1% annually over the past 10 years. Water use is expected to stabilize or moderately increase over the next few years because of new development to the area. This includes the new Ferrara, Facebook, and Project Barb facilities as well as additional water demands expected as a result off DeKalb Plaza, Isaac Suites, Home2 Suites, Agora Towers, and Johann Suites to name a few.

The following chart depicts the number of gallons billed to DeKalb residents annually over the past ten years *(Note: 2021 water sales are projected based on sales-to-date):*

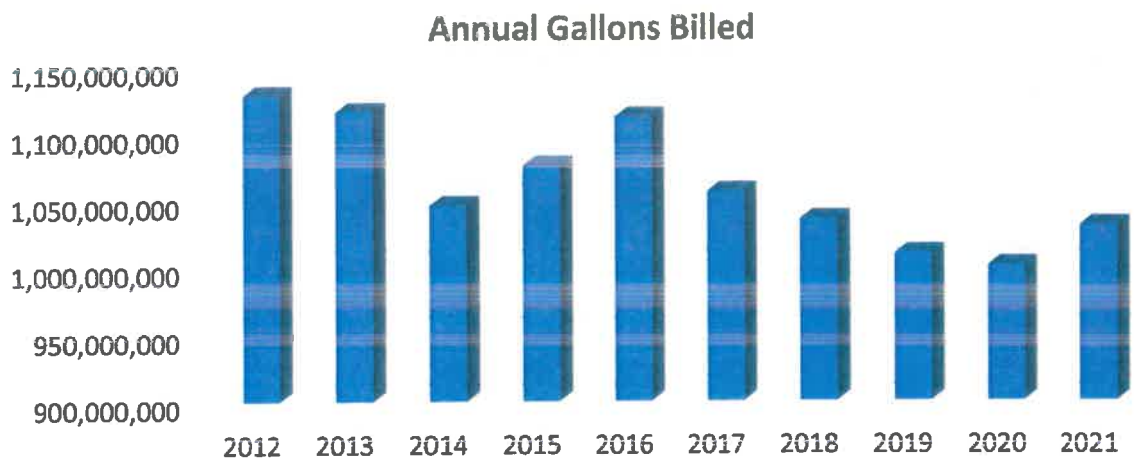

Debt Service: The City pays bond debt service and loan payments through the Water Fund.

General Obligation Refunding Bonds of 2014: In November 2014, the City issued $1,676,575 of G.O. Refunding Bonds for the purpose of refinancing the City's 2004 bonds to reduce interest costs. The debt service is based on a 6-year amortization schedule with interest at 1.544%. Semi-annual interest payments are due July 1 and January 1 while annual principal payments are due each January 1st. The outstanding balance of this loan was paid in full in 2021.

Illinois Environmental Protection Agency Loan #L17-1337: In January 2002, the City began payment on a $3,901,248 loan for radium abatement. The debt service is based on a 20-year amortization schedule with interest at 2.535%. Semi-annual principal and interest payments are due July 1 and January 1. The outstanding balance of this loan was paid in full in 2021.

Illinois Environmental Protection Agency Loan #L17-1614: In May 2002, the City began payment on a second radium treatment loan of $3,221,586. The debt service is based on a 20-year amortization schedule with interest at 2.535%. Semi-annual principal and interest payments are due November 30 and May 30. The outstanding balance of this loan was paid in full in 2021.

Illinois Environmental Protection Agency Loan #L17-4045: From 2012 through 2014, the City received $271,891 in loan proceeds for the replacement of water main on Hollister Drive. The debt service is based on a 20-year amortization schedule with interest at 2.295%. Semi-annual principal and interest payments are due April 26th and October 26th. The outstanding principal balance as of December 31, 2021, is $179,181.

Illinois Environmental Protection Agency Loan #L17-5473: In 2019, the City received $693,150 in loan proceeds for the replacement of approximately 4,100 feet of water main and house services on Joanne Lane, Golfview Place, and Ilehamwood Drive. The debt service is based on a 20-year amortization schedule with interest at 1.84%. Semi-annual principal and interest payments are due June 30 and December 30. The outstanding principal balance as of December 31, 2021, is $623,664.

Table 1: Debt Service Schedule – Annual Payments for General Obligation Debt - Business Activities - Water Fund Principal and Interest:

Fiscal Year	Principal	Interest	Total
2022	45,005	15,366	60,371
Total	**45,005**	**15,336**	**60,371**

Table 2: Debt Service Schedule for All Water Fund Debt Including IEPA Loans:

	IEPA Loan #L17-1337		IEPA Loan #L17-1614		IEPA Loan #L17-4045		IEPA Loan #L17-5473		GO Bond Series 2014		
Fiscal Year	Principal	Interest	Principal	Interest	Principal	Interest	Principal	Interest	Principal	Interest	Total
2022					14,495	4,030	30,510	11,336			60,370
2023					14,830	3,695	31,074	10,772			60,370
2024					15,172	3,353	31,648	10,197			60,370
2025					15,522	3,002	32,233	9,612			60,370
2026					15,880	2,644	32,829	9,017			60,370
2027					16,247	2,278	33,436	8,410			60,370
2028					16,622	1,903	34,054	7,792			60,370
2029					17,005	1,519	34,683	7,162			60,370
2030					17,398	1,126	35,324	6,521			60,370
2031					17,800	725	35,977	5,868			60,370
2032					18,211	314	36,642	5,203			60,370
2033							37,320	4,526			41,845
2034							38,009	3,836			41,845
2035							38,712	3,133			41,845
2036							39,428	2,418			41,845
2037							40,156	1,689			41,845
2038							40,899	947			41,845
2039							20,732	191			20,923
Total					**179,181**	**24,588**	**623,664**	**108,630**			**936,063**

CITY OF DEKALB

GL NUMBER	DESCRIPTION	2019 ACTIVITY	2020 ACTIVITY	2021 AMENDED BUDGET	2021 PROJECTED ACTIVITY	2022 REQUESTED BUDGET
Fund 600 - WATER FUND						
ESTIMATED REVENUES						
LICENSES & PERMITS						
600-00-00-32900	OTHER PERMITS	100	0	0	0	0
600-00-00-34880	WATER IMPACT FEES	22,821	12,576	45,000	21,591	30,000
LICENSES & PERMITS		22,921	12,576	45,000	21,591	30,000
OTHER INCOME						
600-00-00-37100	INVESTMENT INTEREST	2,657	1,089	2,000	200	200
600-00-00-38100	MISCELLANEOUS REVENUE	11,707	12,843	12,800	11,000	12,000
600-00-00-38200	REFUNDS / REIMBURSEMENTS	627	1,088	0	3,100	0
600-00-00-38600	SALES OF SURPLUS PROPERTY	0	0	2,000	0	2,000
OTHER INCOME		14,991	15,020	16,800	14,300	14,200
SERVICE CHARGES						
600-00-00-34800	WATER SALES REVENUE	5,267,074	5,268,045	5,350,000	5,457,000	5,526,022
600-00-00-34850	WATER SERVICE CHARGES	183,566	36,798	185,000	10,000	100,000
SERVICE CHARGES		5,450,640	5,304,843	5,535,000	5,467,000	5,626,022
TRANSFERS IN						
600-00-00-39248	TRANSFER FROM SSA #28 FUND	0	8,704	8,704	8,704	8,704
600-00-00-39620	TRANSFER FROM WATER CAPITAL FUN	899,126	185,353	0	0	0
600-00-00-39630	TRANSFER FROM WATER NEW CONSTF	0	500,000	0	0	0
TRANSFERS IN		899,126	694,057	8,704	8,704	8,704
TOTAL ESTIMATED REVENUES		**6,387,678**	**6,026,496**	**5,605,504**	**5,511,595**	**5,678,926**
EXPENDITURES						
PERSONNEL						
600-00-00-41100	WAGES - FULL-TIME	1,306,900	1,276,828	1,221,706	1,187,860	1,388,871
600-00-00-41200	WAGES - PART-TIME	57,076	33,531	45,000	20,334	22,942
600-00-00-41300	WAGES - OVERTIME	171,047	133,211	140,000	140,443	98,000
600-00-00-41400	LONGEVITY PAY	22,416	18,347	16,192	16,192	12,800
600-00-00-41500	CLOTHING ALLOWANCE	6,974	6,649	5,821	5,821	7,741
600-00-00-41550	CAR ALLOWANCE	1,239	338	325	325	325
600-00-00-42100	EMPLOYER PORTION FICA	110,654	103,976	110,000	97,234	117,004
600-00-00-42200	EMPLOYER PORTION IMRF	183,817	206,598	197,000	194,604	186,447
600-00-00-42500	EMPLOYEE HEALTH INSURANCE	508,679	446,500	573,642	573,642	562,242
600-00-00-42600	WORKER'S COMPENSATION	234,050	123,050	123,050	123,050	177,739
600-00-00-48150	CHANGE IN COMP ABS-WATER	(15,642)	(59,752)	0	0	0
600-00-00-48250	IMRF NPO - WATER	51,620	(288,853)	0	0	0
600-00-00-48350	NET OPEB-WATER	10,787	50,126	0	0	0
PERSONNEL		2,649,617	2,050,549	2,432,736	2,359,505	2,574,111
COMMODITIES						
600-00-00-51300	SUPPLIES/PARTS-BUILDINGS	12,470	12,743	20,000	12,500	20,000
600-00-00-51410	SUPPLIES/PARTS-STREETS	65,910	63,502	65,000	65,000	67,000
600-00-00-51500	SUPPLIES/PARTS-EQUIPMENT	20,956	23,442	27,000	25,000	27,000
600-00-00-51600	SUPPLIES/PARTS-TECHNOLOGY	1,163	16	500	500	500
600-00-00-51700	SUPPLIES/PARTS-VEHICLES	8,205	12,627	25,000	14,000	25,000
600-00-00-51996	POTABLE WATER SYSTEM PARTS	75,729	68,848	65,000	75,000	80,000
600-00-00-52000	OFFICE SUPPLIES	803	821	500	500	750
600-00-00-52500	JANITORIAL SUPPLIES	1,767	1,632	1,300	1,600	2,000
600-00-00-53100	ICE/SNOW CONTROL SUPPLIES	0	0	300	300	300
600-00-00-53200	WATER SYSTEM CHEMICALS	234,130	196,992	250,000	210,000	270,000
600-00-00-53300	SMALL TOOLS & EQUIPMENT	8,053	14,356	15,000	15,000	15,000
600-00-00-54000	UNIFORMS/PROTECTIVE CLOTHING	1,735	1,723	1,700	1,600	1,700
600-00-00-55000	FUEL, OIL, & LUBRICANTS	26,595	22,514	24,500	28,000	30,000
600-00-00-59999	COMMODITIES	2		500		500
COMMODITIES		457,518	419,216	496,300	449,000	539,750

CITY OF DEKALB

GL NUMBER	DESCRIPTION	2019 ACTIVITY	2020 ACTIVITY	2021 AMENDED BUDGET	2021 PROJECTED ACTIVITY	2022 REQUESTED BUDGET
CONTRACTUAL SERVICES						
600-00-00-61100	MAINTENANCE-GROUNDS	1,507	1,656	1,700	1,567	1,800
600-00-00-61300	MAINTENANCE-BUILDINGS	44,820	12,451	20,000	18,000	20,000
600-00-00-61400	MAINTENANCE-INFRASTRUCTURE	43,510	26,552	50,000	50,000	70,000
600-00-00-61500	MAINTENANCE-EQUIPMENT	4,155	1,278	5,000	1,200	2,000
600-00-00-61700	MAINTENANCE-VEHICLES	5,618	16,263	10,000	18,000	24,500
600-00-00-61800	MAINTENANCE-SOFTWARE	0	25,143	20,000	20,000	37,000
600-00-00-62099	PRINTED MATERIALS	2,401	1,359	1,500	500	1,000
600-00-00-62100	FINANCIAL SERVICES	15,055	6,319	10,000	10,000	10,500
600-00-00-62200	LEGAL SERVICES	0	22,500	35,000	25,000	36,000
600-00-00-62300	ARCHITECT/ENGINEERING SERVICES	115,249	30,963	300,000	150,000	225,000
600-00-00-62400	TECHNOLOGY SERVICES	25,615	0	0	0	0
600-00-00-62500	LAB TESTING SERVICES	3,044	10,655	10,000	7,000	10,000
600-00-00-63800	CONTRACTED SERVICES	16,821	31,438	32,200	32,000	35,000
600-00-00-64000	UTILITIES	130,574	106,232	135,000	120,000	120,000
600-00-00-64100	ELECTRIC SERVICES	174,361	164,066	175,000	170,000	180,000
600-00-00-64200	NATURAL GAS SERVICES	16,161	17,841	20,000	20,000	20,000
600-00-00-64300	REFUSE REMOVAL SERVICES	8,325	13,050	9,975	6,825	20,000
600-00-00-64500	TELEPHONE SERVICES	8,718	7,066	8,000	7,000	8,000
600-00-00-65100	FREIGHT & POSTAGE	37,094	37,077	42,500	38,000	42,500
600-00-00-65200	MARKETING ADS & PUBLIC INFO	0	319	1,000	0	1,000
600-00-00-65300	LEGAL EXPENSES & NOTICES	35,801	2,250	0	0	0
600-00-00-65400	TAXES, LICENSES, & FEES	198	70	200	100	200
600-00-00-65500	RENTAL-BLDG & EQUIP	2,247	8	1,000	300	1,000
600-00-00-66100	DUES & SUBSCRIPTIONS	2,409	2,656	3,000	2,237	3,000
600-00-00-66200	TRAINING/TRAVEL	2,783	72	3,000	2,500	3,000
600-00-00-69200	SURETY BONDS	30,000	30,000	30,000	30,000	30,000
600-00-00-69800	UTILITY REBATE PROGRAM	2,442	996	3,000	1,850	3,000
CONTRACTUAL SERVICES		728,908	568,280	927,075	732,079	904,500
DEBT SERVICES						
600-00-00-75000	DEBT SERVICE - PRINCIPAL	0	0	276,000	0	0
600-00-00-76000	DEBT SERVICE - INTEREST	8,443	4,180	2,131	0	0
600-00-00-77000	LOAN PRINCIPAL	0	0	283,731	283,731	45,005
600-00-00-78000	LOAN INTEREST	34,901	28,501	19,283	19,283	15,366
600-00-00-79000	CAPITAL LEASE PRINCIPAL	0	0	50,958	50,958	53,361
600-00-00-79100	CAPITAL LEASE INTEREST	0	1,235	8,819	8,819	10,929
600-00-00-79999	AMORTIZATION COSTS	10,917	10,645	10,917	10,917	0
DEBT SERVICES		54,261	44,561	651,839	373,708	124,661
OTHER SERVICES						
600-00-00-72500	DEPRECIATION-WATER	1,139,017	1,187,937	1,179,000	1,179,000	1,179,000
OTHER SERVICES		1,139,017	1,187,937	1,179,000	1,179,000	1,179,000
PERMANENT IMPROVEMENT						
600-00-00-85500	WATER SYSTEM IMPROVEMENTS	141,873	0	0	0	0
600-00-00-85510	WATER SPRINKLER IMPROVEMENTS	37,425	0	0	0	0
PERMANENT IMPROVEMENT		179,298	0	0	0	0
EQUIPMENT						
600-00-00-87000	VEHICLES	0	0	22,677	13,356	0
EQUIPMENT		0	0	22,677	13,356	0
TRANSFERS OUT						
600-00-00-91100	TRANSFER TO GENERAL FUND	321,800	311,000	311,000	311,000	311,000
600-00-00-91620	TRANSFER TO WATER CAPITAL FUND	500,000	1,450,000	1,711,200	2,181,290	2,251,505
TRANSFERS OUT		821,800	1,761,000	2,022,200	2,492,290	2,562,505
TOTAL EXPENDITURES		6,030,419	6,031,543	7,731,827	7,598,938	7,884,527
NET OF REVENUES/EXPENDITURES		357,259	(5,047)	(2,126,323)	(2,087,343)	(2,205,601)

CITY OF DEKALB

GL NUMBER DESCRIPTION	2019 ACTIVITY	2020 ACTIVITY	2021 AMENDED BUDGET	2021 PROJECTED ACTIVITY	2022 REQUESTED BUDGET
ESTIMATED REVENUES - FUND 600	6,387,678	6,026,496	5,605,504	5,511,595	5,678,926
EXPENDITURES - FUND 600	6,030,419	6,031,543	7,731,827	7,598,938	7,884,527
NET OF REVENUES/EXPENDITURES - FUND 600	357,259	(5,047)	(2,126,323)	(2,087,343)	(2,205,601)
BEGINNING FUND BALANCE	23,570,289	23,927,545	23,922,501	23,922,501	21,835,158
ENDING FUND BALANCE	23,927,548	23,922,498	21,796,178	21,835,158	19,629,557

Water Construction Fund

Fund 610

The Water Construction Fund 610 receives impact fee revenue from new construction activity. Expenditures are restricted to the construction of new water infrastructure (water mains, wells, water tower and water treatment plants). In FY2021, no monies were expended from this fund. The Water Construction Fund is expected to end the FY2021 budget year with a fund balance of $909,714. In FY2022, $600,000 has been budgeted for the installation of a new emergency generator at the West Lincoln Highway Water Treatment Plant. The generator will increase the City's emergency pumping capacity by 3.1 million gallons a day (MGD), an increase of 45.5% over the existing capacity.

CITY OF DEKALB

GL NUMBER	DESCRIPTION	2019 ACTIVITY	2020 ACTIVITY	2021 AMENDED BUDGET	2021 PROJECTED ACTIVITY	2022 REQUESTED BUDGET
Fund 610 - WATER NEW CONSTRUCTION FUND						
ESTIMATED REVENUES						
OTHER INCOME						
610-00-00-37100	INVESTMENT INTEREST	1,068	486	1,000	100	100
OTHER INCOME		1,068	486	1,000	100	100
LICENSES & PERMITS						
610-00-00-34880	WATER IMPACT FEES	4,757	173,382	50,000	46,506	50,000
LICENSES & PERMITS		4,757	173,382	50,000	46,506	50,000
TOTAL ESTIMATED REVENUES		**5,825**	**173,868**	**51,000**	**46,606**	**50,100**
EXPENDITURES						
TRANSFERS OUT						
610-00-00-91600	TRANSFER TO WATER FUND	0	500,000	0	0	0
TRANSFERS OUT		0	500,000	0	0	0
PERMANENT IMPROVEMENT						
610-00-00-85500	WATER SYSTEM IMPROVEMENTS	0	0	0	0	600,000
PERMANENT IMPROVEMENT		0	0	0	0	600,000
TOTAL EXPENDITURES		**0**	**500,000**	**0**	**0**	**600,000**
NET OF REVENUES/EXPENDITURES		**5,825**	**(326,132)**	**51,000**	**46,606**	**(549,900)**
ESTIMATED REVENUES - FUND 610		**5,825**	**173,868**	**51,000**	**46,606**	**50,100**
EXPENDITURES - FUND 610		**0**	**500,000**	**0**	**0**	**600,000**
NET OF REVENUES/EXPENDITURES - FUND 610		**5,825**	**(326,132)**	**51,000**	**46,606**	**(549,900)**
BEGINNING FUND BALANCE		**1,145,454**	**1,151,279**	**825,147**	**825,147**	**871,753**
ENDING FUND BALANCE		**1,151,279**	**825,147**	**876,147**	**871,753**	**321,853**

Water Capital Fund

Fund 620

The capital portion of the Water Budget as it relates to the maintenance of existing water assets was split into its own fund in FY2016.5. Council supported the creation of the Water Capital Fund to track and finance water-related expenses pertaining to fleet and equipment and capital projects of existing water infrastructure such as water mains, wells, treatment plants and water towers.

To provide a funding source to finance system improvements, Council approved a water rate increase of 4.5% each year over a five-year period (2016-2020) with the stipulation that 2/3 of each year's rate increase (or 3% of the 4.5% annual increase), would be directed into the Water Capital Fund (Fund 620). The remaining one-third of the increase (1.5%) would be directed into the Water Operations Fund (Fund 600). It should be noted that the rate increase in 2016 was only 2.2% and not 4.5%, so only 1.47% of this rate increase was directed into the Water Capital Fund. Subsequent rate increases beyond 2020 are tied to the CPI and follow the guidelines described above with 2/3 of the revenue directed to Fund 620 and 1/3 to Fund 600. In 2021, the CPI rate increase was 2.6%

The table below details the revenue that has been generated each year into the Water Capital Fund since the creation of this fund:

<u>Council Directive</u>: Two-thirds of revenue generated because of water rate increases between 2016-2021 are to be directed into the Water Capital Fund 620

			Water Operations Fund 600		Water Capital Fund 620	
Year	Total Annual Water Rate Increase	Total Cumulative Revenue Generated from Water Rate Increase	1/3 of Rate Increase Directed to Water Operations Fund 600	Revenue Generated to Water Operations Fund 600	2/3 of Rate Increase Directed to Water Capital Fund 620	Revenue Generated to Water Capital Fund 620
2016	2.20%	$58,085	0.73%	$24,619	1.47%	$33,466
2017	4.50%	$240,670	1.50%	$80,357	3%	$160,313
2018	4.50%	$461,946	1.50%	$153,982	3%	$307,964
2019	4.50%	$684,000	1.50%	$227,999	3%	$456,001
2020	4.50%	$897,956	1.50%	$296,325	3%	$601,631
2021	2.60%	$1,025,070	0.87%	$335,893	1.73%	$689,177

Major accomplishments during FY2021 included the sandblasting and painting of the South Water Tower and installation of over 2,900 feet of water main replacement along Joanne Lane.

Since the creation of the Water Capital Fund in 2016, over 7.4 million dollars of water capital improvements have been completed. The major projects are described in the table below:

Projects 2016 - 2021	Total Costs 2016 - 2021
Water main replacement • Kishwaukee Ln, Lewis & Vienna, South Sixth St., Maplewood Ave, South Eleventh St., Sunset Place, Joanne Ln, Ilehamwood, Golfview, Oak Dr. and Joanne Ln. (phase II)	$3,355,228
Well Maintenance	$526,000
North and South Water Tower Painting	$2,016,811
Vehicles and Equipment (Backhoe, Loader, Tandem Dump Truck, Utility Vehicles)	$755,214
Sewer Repair (218 & 226 E. Lincoln Hwy.)	$80,000
Water Meter Software Update	$25,000
Water Meters	$355,000
BS&A Utility Billing Software	$314,000
TOTAL	**$7,427,253**

The Water Capital Fund has budgeted $2.2 million of water capital improvements for the FY2022 Budget that include:

Tentative FY2022 Projects	Estimated Costs
Routine Meter Replacements and New Water Meter Purchases	$80,000
Well 14 – Maintenance and Inspection	$165,000
SCADA Radio and computer upgrades	$55,000
Water Main Replacement N. 13th and N. 14th (5,100 feet)	$1,500,000
Water Main Replacement N. 1st ST. (300 feet – due to bridge replacement)	$90,000
Utility Vehicle (carried over from FY2021)	$204,305
Asphalt Overlay – Dresser Rd. Water Treatment Plant and North Tower	$70,000
Roof Repair – Well #12	$5,000
Toro Zero-turn Mower Replacement	$17,200
Leak Detection Equipment	$15,000
TOTAL	**$2,201,505**

CITY OF DEKALB

GL NUMBER	DESCRIPTION	2019 ACTIVITY	2020 ACTIVITY	2021 AMENDED BUDGET	2021 PROJECTED ACTIVITY	2022 REQUESTED BUDGET
Fund 620 - WATER CAPITAL FUND						
Dept 00-00 - GENERAL						
ESTIMATED REVENUES						
OTHER INCOME						
620-00-00-37100	INVESTMENT INTEREST	1,139	712	1,200	500	500
OTHER INCOME		1,139	712	1,200	500	500
SERVICE CHARGES						
620-00-00-34800	WATER SALES REVENUE	456,001	602,510	600,000	689,177	779,954
SERVICE CHARGES		456,001	602,510	600,000	689,177	779,954
TRANSFERS IN						
620-00-00-39110	TRANSFER FROM ARPA FUND			1,000,000	1,000,000	1,000,000
620-00-00-39600	TRANSFER FROM WATER FUND	500,000	1,450,000	2,492,290	2,492,290	2,482,505
TRANSFERS IN		500,000	1,450,000	3,492,290	3,492,290	3,482,505
TOTAL ESTIMATED REVENUES		**957,140**	**2,053,222**	**4,093,490**	**4,181,967**	**4,262,959**
EXPENDITURES						
EQUIPMENT						
620-00-00-86000	EQUIPMENT	0	13,600	23,000	7,035	32,200
620-00-00-86100	TECHNOLOGY EQUIPMENT	69,607	18,095	10,000	0	75,000
620-00-00-87000	VEHICLES	57,500	1,698	200,000	0	204,305
EQUIPMENT		127,107	33,393	233,000	7,035	311,505
TRANSFERS OUT						
620-00-00-91600	TRANSFER TO THE WATER FUND	899,126	185,353	0	0	0
TRANSFERS OUT		899,126	185,353	0	0	0
PERMANENT IMPROVEMENT						
620-00-00-85000	WATER MAINS	693,150		1,100,000	855,228	1,590,000
620-00-00-85100	WATER METERS	53,050	32,868	80,000	60,000	80,000
620-00-00-85500	WATER SYSTEM IMPROVEMENTS	80,000	193,994	1,451,056	1,451,056	270,000
PERMANENT IMPROVEMENT		826,200	226,862	2,631,056	2,366,284	1,940,000
TOTAL EXPENDITURES		**1,852,433**	**445,608**	**2,864,056**	**2,373,319**	**2,251,505**
NET OF REVENUES/EXPENDITURES		**(895,293)**	**1,607,614**	**1,229,434**	**1,808,648**	**2,011,454**
ESTIMATED REVENUES - FUND 620		**957,140**	**2,053,222**	**4,093,490**	**4,181,967**	**4,262,959**
EXPENDITURES - FUND 620		**1,852,433**	**445,608**	**2,864,056**	**2,373,319**	**2,251,505**
NET OF REVENUES/EXPENDITURES - FUND 620		**(895,293)**	**1,607,614**	**1,229,434**	**1,808,648**	**2,011,454**
BEGINNING FUND BALANCE		**1,234,773**	**339,481**	**2,846,220**	**2,846,220**	**4,654,868**
FUND BALANCE ADJUSTMENTS		**0**	**899,126**	**0**	**0**	**0**
ENDING FUND BALANCE		**339,480**	**2,846,221**	**4,075,654**	**4,654,868**	**6,666,322**

Airport Fund

FUND 650

The Airport fund is charged with the management of DeKalb Airport (DKB) and the DeKalb Flight Center which provides aviation fueling and ground handling services for all based aircraft as well as transient aircraft. DKB is open 24-hours-a-day through all types of weather and has two runways: the northeast by southwest runway (2/20) is 7,025-feet in length and the east/west runway (9/27) is 4,200-feet in length. The runways are served by a full Instrument Landing System (ILS) and four Global Positioning System (GPS) approaches, with a Level 3 Automated Weather Observation System (AWOS-3). The Airport boasts more than 44,000 annual operations, more than 70 based aircraft, and four Specialized Aviation Servicer Operators (SASO) who provide aircraft flight training and maintenance servicing. The Airport is designed to support all general aviation corporate, charter, cargo, and private aircraft arriving in the region.

The airport management consists of one full time Airport Manager, one part-time Airport Maintenance Technician, one Seasonal Airport Maintenance Technician and seven Part-Time Aircraft Line Service Technicians. Seasonal mowing and snow-removal operations are managed by the Public Works Streets Department and augmented by Airport staff.

In FY2021, the City as Airport Sponsor received FAA funding that covered 100% of the $2.3 million contract bid for resurfacing the longer main Runway 2/20. The FAA-funded airfield project in FY2022 will resurface the R2/20 parallel taxiway, for which the $1.19 million contract bid will also be covered 100% by Federal funds.

In June, 2021 the ComEd Aerial Group and Rogers Helicopters leased the 2200 Pleasant Street hangar as our newest corporate tenants. Their yearly lease income is $29,700 with an annual increase of 3%.

To help reduce some of the significant ongoing maintenance costs of our aged equipment, the Airport acquired a new 100LL Aviation Gasoline refueler truck for about $100,000 in FY2021 Capital funds (Fund 420). Fuel prices are regularly monitored, and the Airport management strives to maintain competitive fuel price levels to attract regional piston aircraft and trans-continental turbine aircraft to increase fuel sales.

The City Manager is negotiating with SunVest, LLC to establish a 5-megawatt (MW) solar farm on airport property which will result in an annual lease revenue of $86,400, with a 2% yearly escalator, for a 25-year total rental income estimated at $2,767,000. If approved, actual lease revenue will not be realized until about FY2025.

Debt Service: The City pays bond debt service through the Airport Fund. In November 2014, the City issued $416,650 of G.O. Refunding Bonds for the purpose of refinancing the City's 2004 bonds in order to reduce interest costs. The debt service is based on a 6-year amortization schedule with interest at 1.544%. Semi-annual interest payments are due July 1st and January 1st while annual principal payments are due each January 1st. The outstanding principal balance as of December 31, 2021, is $64,564.

CITY OF DEKALB

GL NUMBER	DESCRIPTION	2019 ACTIVITY	2020 ACTIVITY	2021 AMENDED BUDGET	2021 PROJECTED ACTIVITY	2022 REQUESTED BUDGET
Fund 650 - AIRPORT FUND						
ESTIMATED REVENUES						
SALES & USE TAXES						
650-00-00-31100	STATE SALES TAX	4,036	0	4,000	0	0
650-00-00-31200	HOME RULE SALES TAX	7,431	7,101	5,500	5,003	5,253
650-00-00-31600	HOME RULE MOTOR FUEL TAX	268,072	183,805	210,000	180,781	189,820
SALES & USE TAXES		279,539	190,906	219,500	185,784	195,073
INTERGOVERNMENTAL REVENUES						
650-00-00-33150	FEDERAL PASS-THROUGH GRANTS	34,323	70,777	36,000	674,819	0
650-00-00-33200	STATE GRANTS	1,907	2,167	1,500	33,324	0
INTERGOVERNMENTAL REVENUES		36,230	72,944	37,500	708,143	0
OTHER INCOME						
650-00-00-34900	RENTAL INCOME	337,417	360,681	390,000	437,427	459,298
650-00-00-34950	AIRPORT OPERATIONS	17,135	27,178	30,000	21,088	22,143
650-00-00-37100	INVESTMENT INTEREST	637	162	100	69	100
650-00-00-38100	MISCELLANEOUS REVENUE	1,782	11,041	500	3,813	4,004
650-00-00-38200	REFUNDS / REIMBURSEMENTS	24,068	485	5,000	37,802	0
OTHER INCOME		381,039	399,547	425,600	500,199	485,545
SERVICE CHARGES						
650-00-00-34500	FUEL SALES	462,361	433,387	425,000	532,256	532,256
SERVICE CHARGES		462,361	433,387	425,000	532,256	532,256
TRANSFERS IN						
650-00-00-39100	TRANSFER FROM GENERAL FUND	0	51,000	0	0	0
650-00-00-39260	TRANSFER FROM TIF #1 FUND	0	37,646	0	0	0
TRANSFERS IN		0	88,646	0	0	0
TOTAL ESTIMATED REVENUES		**1,159,169**	**1,185,430**	**1,107,600**	**1,926,382**	**1,212,874**
EXPENDITURES						
PERSONNEL						
650-00-00-41100	WAGES - FULL-TIME	131,975	160,821	113,245	127,284	118,170
650-00-00-41200	WAGES - PART-TIME	128,302	137,508	111,353	128,311	204,120
650-00-00-41300	WAGES - OVERTIME	293	152	0	78	0
650-00-00-41550	CAR ALLOWANCE	95	0	0	0	0
650-00-00-42100	EMPLOYER PORTION FICA	19,123	21,773	17,182	18,905	24,655
650-00-00-42200	EMPLOYER PORTION IMRF	16,379	24,162	16,500	18,543	14,523
650-00-00-42500	EMPLOYEE HEALTH INSURANCE	31,050	33,436	33,337	33,337	32,913
650-00-00-42600	WORKER'S COMPENSATION	14,303	14,303	14,303	14,303	20,660
650-00-00-48160	CHANGE IN COMP ABS-AIRPORT	1,060	(39,060)	0	0	0
650-00-00-48260	IMRF NPO - AIRPORT	4,265	(23,860)	0	0	0
650-00-00-48360	NET OPEB-AIRPORT	331	1,536	0	0	0
PERSONNEL		347,176	330,771	305,920	340,761	415,041
COMMODITIES						
650-00-00-51100	SUPPLIES/PARTS-GROUNDS	743	94	1,000	0	500
650-00-00-51300	SUPPLIES/PARTS-BUILDINGS	11,040	12,443	10,000	10,000	5,000
650-00-00-51500	SUPPLIES/PARTS-EQUIPMENT	0	4,641	1,000	1,200	500
650-00-00-51600	SUPPLIES/PARTS-TECHNOLOGY	479	0	500	100	250
650-00-00-51700	SUPPLIES/PARTS-VEHICLES	11,588	13,863	18,000	15,000	12,000
650-00-00-52000	OFFICE SUPPLIES	9	163	150	100	150
650-00-00-52500	JANITORIAL SUPPLIES	0	12	750	750	500
650-00-00-53000	OPERATING SUPPLIES	0	277	750	750	750
650-00-00-53100	ICE/SNOW CONTROL SUPPLIES	21,084	24,100	28,000	8,000	11,500
650-00-00-53300	SMALL TOOLS & EQUIPMENT	1,286	491	2,000	500	500
650-00-00-54000	UNIFORMS/PROTECTIVE CLOTHING	279	165	100	500	500
650-00-00-55000	FUEL, OIL, & LUBRICANTS	19,405	5,914	10,000	12,000	12,000

CITY OF DEKALB

GL NUMBER	DESCRIPTION	2019 ACTIVITY	2020 ACTIVITY	2021 AMENDED BUDGET	2021 PROJECTED ACTIVITY	2022 REQUESTED BUDGET
650-00-00-55100	AIRPORT FUEL (FOR RESALE)	364,954	328,188	300,000	350,000	375,000
COMMODITIES		430,867	390,351	372,250	398,900	419,150
CONTRACTUAL SERVICES						
650-00-00-61100	MAINTENANCE-GROUNDS	6,140	1,701	2,000	1,000	2,500
650-00-00-61300	MAINTENANCE-BUILDINGS	24,640	17,080	7,500	7,000	5,000
650-00-00-61500	MAINTENANCE-EQUIPMENT	28,628	15,399	16,000	20,000	20,000
650-00-00-61700	MAINTENANCE-VEHICLES	8,313	2,234	5,000	5,000	5,000
650-00-00-61800	MAINTENANCE-SOFTWARE	0	0	1,000	1,100	1,100
650-00-00-61999	MAINTENANCE-AIRPORT	528	0	500	500	0
650-00-00-62099	PRINTED MATERIALS	301	193	100	50	100
650-00-00-62100	FINANCIAL SERVICES	15,316	14,180	10,500	10,300	10,500
650-00-00-62300	ARCHITECT/ENGINEERING SERVICES	21,450	10,048	11,000	7,500	5,000
650-00-00-63800	CONTRACTED SERVICES	36,756	77,539	50,000	35,000	35,000
650-00-00-64000	UTILITIES	11,588	9,445	7,700	7,800	8,000
650-00-00-64100	ELECTRIC SERVICES	36,222	31,217	30,000	28,000	31,000
650-00-00-64500	TELEPHONE SERVICES	13,212	10,784	11,000	8,000	9,000
650-00-00-65100	FREIGHT & POSTAGE	10	0	100	50	100
650-00-00-65200	MARKETING ADS & PUBLIC INFO	14,781	6,759	6,000	1,000	5,000
650-00-00-65400	TAXES, LICENSES, & FEES	57,277	50,209	55,000	45,000	55,000
650-00-00-66100	DUES & SUBSCRIPTIONS	2,033	1,916	2,700	2,600	2,500
650-00-00-66200	TRAINING/TRAVEL	4,726	487	500	800	1,000
650-00-00-69200	SURETY BONDS	39,199	26,147	43,600	30,000	40,000
CONTRACTUAL SERVICES		321,120	275,338	260,200	210,700	235,800
OTHER SERVICES						
650-00-00-72600	DEPRECIATION-AIRPORT	385,908	404,828	0	0	0
OTHER SERVICES		385,908	404,828	0	0	0
EQUIPMENT						
650-00-00-83900	OTHER CAPITAL IMPROVEMENTS	0	7,736	5,000	780,472	0
650-00-00-86000	EQUIPMENT	6,546	19,500	19,500	2,000	2,500
650-00-00-86200	OFFICE FURNITURE & EQUIPMENT	150	0	5,000	4,000	1,000
650-00-00-86300	TELEPHONE & RADIO EQUIPMENT	755	0	0	0	0
650-00-00-86301	LEASED EQUIPMENT	4,690	0	0	0	0
EQUIPMENT		12,141	27,236	29,500	786,472	3,500
DEBT SERVICES						
650-00-00-75000	DEBT SERVICE - PRINCIPAL	0	0	66,125	66,125	66,125
650-00-00-76000	DEBT SERVICE - INTEREST	2,075	1,045	1,561	1,561	1,561
DEBT SERVICES		2,075	1,045	67,686	67,686	67,686
TOTAL EXPENDITURES		**1,499,287**	**1,429,569**	**1,035,556**	**1,804,519**	**1,141,177**
NET OF REVENUES/EXPENDITURES		**(340,118)**	**(244,139)**	**72,044**	**121,863**	**71,697**
ESTIMATED REVENUES - FUND 650		**1,159,169**	**1,185,430**	**1,107,600**	**1,926,382**	**1,212,874**
EXPENDITURES - FUND 650		**1,499,287**	**1,429,569**	**1,035,556**	**1,804,519**	**1,141,177**
NET OF REVENUES/EXPENDITURES - FUND 650		**(340,118)**	**(244,139)**	**72,044**	**121,863**	**71,697**
BEGINNING FUND BALANCE		**30,854,070**	**30,513,952**	**30,269,910**	**30,269,910**	**30,391,773**
FUND BALANCE ADJUSTMENTS		**0**	**96**	**0**	**0**	**0**
ENDING FUND BALANCE		**30,513,952**	**30,269,909**	**30,341,954**	**30,391,773**	**30,463,470**

Refuse and Recycling Fund

FUND 680

The Refuse & Recycling Fund provides for the efficient collection, processing, and disposal of refuse, landscape waste, and recyclables for DeKalb residents. In September 2018, the City entered a new 5-year agreement with Lakeshore Recycling Systems, Inc. (LRS) to provide these services. Refuse charges are collected through the City's Utility Bill on behalf of LRS.

DeKalb residents receive curbside collection services for an unlimited volume of refuse, recyclables, and landscape waste. As part of the agreement, LRS provides one 95-gallon refuse cart and one 65-gallon recycling cart at no additional charge. Residents may request a second 95-gallon refuse cart at no charge. Landscape waste collection is offered between April 1 and November 30 each year.

In 2019, the City staff worked with downtown business owners and LRS to set up a simplified process of billing refuse charges through the City's Utility Billing system for Central Business District (CBD) properties.

The contract with LRS includes curbside electronic waste pick-up on the first pick-up day of the month. This is a new service for DeKalb residents. Another service offered to residents is household hazardous waste collection. This service is offered three times per year as scheduled with the City.

CITY OF DEKALB

GL NUMBER	DESCRIPTION	2019 ACTIVITY	2020 ACTIVITY	2021 AMENDED BUDGET	2021 PROJECTED ACTIVITY	2022 REQUESTED BUDGET
Fund 680 - REFUSE & RECYCLING FUND						
ESTIMATED REVENUES						
OTHER INCOME						
680-00-00-37100	INVESTMENT INTEREST	393	1,235	100	10	10
680-00-00-38100	MISCELLANEOUS REVENUE	89	242	200	250	200
OTHER INCOME		482	1,477	300	260	210
SERVICE CHARGES						
680-00-00-34600	CHARGES FOR SERVICES	1,871,079	1,913,462	2,055,000	2,056,203	2,107,608
SERVICE CHARGES		1,871,079	1,913,462	2,055,000	2,056,203	2,107,608
TOTAL ESTIMATED REVENUES		**1,871,561**	**1,914,939**	**2,055,300**	**2,056,463**	**2,107,818**
EXPENDITURES						
CONTRACTUAL SERVICES						
680-00-00-64300	REFUSE REMOVAL SERVICES	1,743,634	1,756,876	1,745,000	1,842,180	1,887,676
680-00-00-65200	MARKETING ADS & PUBLIC INFO	74	0	0	0	0
CONTRACTUAL SERVICES		1,743,708	1,756,876	1,745,000	1,842,180	1,887,676
TRANSFERS OUT						
680-00-00-91100	TRANSFER TO GENERAL FUND	124,000	360,000	360,000	219,000	220,000
TRANSFERS OUT		124,000	360,000	360,000	219,000	220,000
COMMODITIES						
680-00-00-51500	SUPPLIES/PARTS-EQUIPMENT	730	0	0	0	0
COMMODITIES		730	0	0	0	0
TOTAL EXPENDITURES		**1,868,438**	**2,116,876**	**2,105,000**	**2,061,180**	**2,107,676**
NET OF REVENUES/EXPENDITURES		**3,123**	**(201,937)**	**(49,700)**	**(4,717)**	**142**
ESTIMATED REVENUES - FUND 680		**1,871,561**	**1,914,939**	**2,055,300**	**2,056,463**	**2,107,818**
EXPENDITURES - FUND 680		**1,868,438**	**2,116,876**	**2,105,000**	**22,061,180**	**2,107,676**
NET OF REVENUES/EXPENDITURES - FUND 680		**3,123**	**(201,937)**	**(49,700)**	**(4,717)**	**142**
BEGINNING FUND BALANCE		**205,195**	**208,318**	**5,270**	**5,270**	**553**
FUND BALANCE ADJUSTMENTS		**0**	**(1,110)**	**0**	**0**	**0**
ENDING FUND BALANCE		**208,318**	**5,271**	**(44,430)**	**553**	**695**

Section Nine

Internal Service Funds

- Workers Compensation and Liability Insurance Fund
- Health Insurance Fund

Internal Service Funds

Workers' Compensation & Liability – Fund 700
This fund pays for all medical treatment, disability payments, and settlement costs associated with claims filed by employees who are injured on the job. In FY1994 the City became self-insured for workers compensation claims. For FY1994, through FY2012, the City had no excess or "umbrella" insurance coverage provided by private carriers. Since May 1, 2012, the City has had a self-insured retention policy for excess coverage. These claims are administered and monitored by the City Manager's Office and Human Resources Department.

This fund also pays for costs incurred as a result of accidents involving City property or employees, or in settlement of lawsuits brought against the City. Again, since May 2012, the City has had a self-insured retention policy for excess coverage. This coverage includes property, inland marine, general liability, automobile liability and auto physical damage, law enforcement liability, public official's liability, and employment practices liability.

Health Insurance – Fund 710
The City of DeKalb maintained its own self-funded insurance system from FY1993 through FY2008 for employee health insurance. On January 1, 2008, the City joined the Intergovernmental Personnel Benefits Cooperative (IPBC), which is a pooled arrangement with other Illinois communities for providing health insurance. This allowed the City to budget for known monthly payments to the IPBC, rather than funding for payment of all health claims as a fully self-insured entity. The chart below shows health insurance costs for current and retired City employees from fiscal years 2012 through 2020 (fiscal years prior to 2012 were reported as total fund expenditures and not separated by line item).

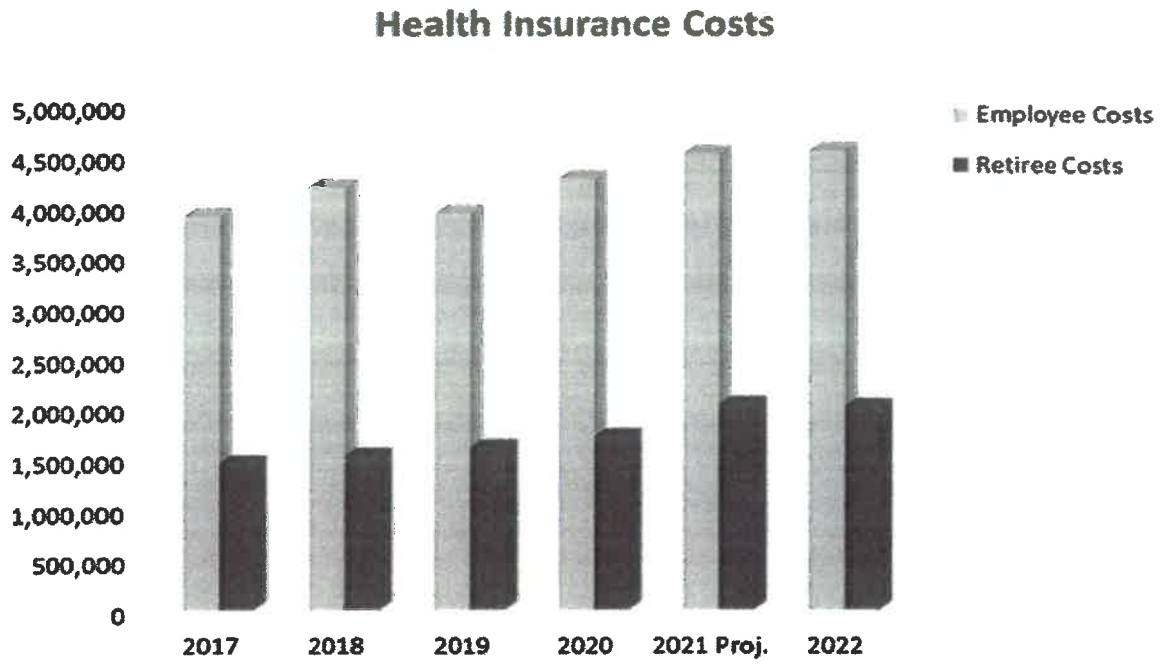

The City offers comprehensive medical and dental coverage to its employees, their dependents, and retirees. All active employees pay 20% of the health insurance premium for single, single +1 or family coverage.

Property Liability – Fund 720

This fund was closed in FY2017 and combined with the Workers' Compensation Fund (Fund 700) starting with the FY2018 budget.

CITY OF DEKALB

GL NUMBER	DESCRIPTION	2019 ACTIVITY	2020 ACTIVITY	2021 AMENDED BUDGET	2021 PROJECTED ACTIVITY	2022 REQUESTED BUDGET
Fund 700 - WORK COMP/LIAB INSURANCE FUND						
ESTIMATED REVENUES						
OTHER INCOME						
700-00-00-37100	INVESTMENT INTEREST	4,185	683	1,000	175	250
700-00-00-38200	REFUNDS / REIMBURSEMENTS	32,835	0	0	250,000	0
700-00-00-38300	PROPERTY DAMAGE COMPENSATION	44,766	38,397	55,000	90,000	60,000
OTHER INCOME		81,786	39,080	56,000	340,175	60,250
PROPERTY TAXES						
700-00-00-38500	EMPLOYER CONTRIBUTIONS	881,892	755,959	681,070	681,070	881,000
PROPERTY TAXES		881,892	755,959	681,070	681,070	881,000
TRANSFERS IN						
700-00-00-39100	TRANSFER FROM GENERAL FUND	0	0	350,000	350,000	0
TRANSFERS IN		0	0	350,000	350,000	0
TOTAL ESTIMATED REVENUES		**963,678**	**795,039**	**1,087,070**	**1,371,245**	**941,250**
EXPENDITURES						
CONTRACTUAL SERVICES						
700-00-00-62200	LEGAL SERVICES	0	83,923	90,000	150,000	150,000
700-00-00-63800	CONTRACTED SERVICES	456,506	410,347	567,500	567,501	554,523
700-00-00-63999	TPA ADMINISTRATION	36,500	30,000	36,500	36,500	0
700-00-00-65300	LEGAL EXPENSES & NOTICES	69,106	1,050	2,500	2,500	2,500
700-00-00-69100	CLAIMS: LIAB & PROP INSURANCE	138,711	66,754	150,000	350,000	125,000
700-00-00-69150	CLAIMS: WORK COMP INSURANCE	63,896	505,819	200,000	75,000	300,000
700-00-00-69200	SURETY BONDS	150	75	0	0	0
CONTRACTUAL SERVICES		764,869	1,097,968	1,046,500	1,181,501	1,132,023
TOTAL EXPENDITURES		**764,869**	**1,097,968**	**1,046,500**	**1,181,501**	**1,132,023**
NET OF REVENUES/EXPENDITURES		**198,809**	**(302,929)**	**40,570**	**189,744**	**(190,773)**
ESTIMATED REVENUES - FUND 700		**963,678**	**795,039**	**1,087,070**	**1,121,245**	**941,250**
EXPENDITURES - FUND 700		**764,869**	**1,097,968**	**1,046,500**	**1,181,501**	**1,099,525**
NET OF REVENUES/EXPENDITURES - FUND 700		**198,809**	**(302,929)**	**40,570**	**189,744**	**(190,773)**
BEGINNING FUND BALANCE		**1,248,820**	**1,447,629**	**1,144,700**	**1,144,700**	**1,334,444**
ENDING FUND BALANCE		**1,447,629**	**1,144,700**	**1,185,270**	**1,334,444**	**1,143,671**

CITY OF DEKALB

GL NUMBER	DESCRIPTION	2019 ACTIVITY	2020 ACTIVITY	2021 AMENDED BUDGET	2021 PROJECTED ACTIVITY	2022 REQUESTED BUDGET
Fund 710 - HEALTH INSURANCE FUND						
ESTIMATED REVENUES						
OTHER INCOME						
710-00-00-37100	INVESTMENT INTEREST	363	117	135	135	135
OTHER INCOME		363	117	135	135	135
SERVICE CHARGES						
710-00-00-38510	EMPLOYEE CONTRIBUTIONS	862,188	924,624	827,096	803,294	901,070
710-00-00-38520	RETIREE CONTRIBUTIONS	486,497	672,454	788,179	788,179	763,120
710-00-00-38530	LIBRARY CONTRIBUTIONS	223,885	256,669	297,201	297,201	305,744
710-00-00-38590	OTHER CONTRIBUTIONS	13,715	4,201	1,500	1,500	1,500
SERVICE CHARGES		1,586,285	1,857,948	1,913,976	1,890,174	1,971,434
PROPERTY TAXES						
710-00-00-38500	EMPLOYER CONTRIBUTIONS	4,644,789	4,645,112	4,981,811	5,017,084	4,978,493
PROPERTY TAXES		4,644,789	4,645,112	4,981,811	5,017,084	4,978,493
TRANSFERS IN						
710-00-00-39100	TRANSFER FROM GENERAL FUND	0	0	45,000	45,000	0
TRANSFERS IN		0	0	45,000	45,000	0
TOTAL ESTIMATED REVENUES		**6,231,437**	**6,503,177**	**6,940,922**	**6,952,393**	**6,950,062**
EXPENDITURES						
CONTRACTUAL SERVICES						
710-00-00-62100	FINANCIAL SERVICES	20	51	25	25	51
710-00-00-62600	MEDICAL SERVICES	0	0	5,000	5,000	6,000
710-00-00-63998	FLEX ADMINISTRATION	4,104	3,696	4,500	4,000	4,200
710-00-00-67100	EMPLOYEE HEALTH INSURANCE	3,923,959	4,266,828	4,549,273	4,511,824	4,540,258
710-00-00-67200	LIBRARY HEALTH INSURANCE	143,379	149,844	175,000	297,201	305,744
710-00-00-67300	RETIREE HEALTH INSURANCE	1,607,317	1,711,753	2,030,433	2,030,433	2,011,047
710-00-00-67400	PEHP PLAN	32,100	30,850	0	0	0
710-00-00-67500	WELLNESS BENEFIT PAYMENTS	30,364	21,730	35,000	35,000	35,000
CONTRACTUAL SERVICES		5,741,243	6,184,752	6,799,231	6,883,483	6,902,300
PERSONNEL						
710-00-00-41700	DEFERRED COMPENSATION	161,478	156,955	195,000	170,000	180,000
710-00-00-41800	HSA CONTRIBUTIONS	74,167	83,852	85,000	80,000	85,000
710-00-00-41850	INSURANCE OPT-OUT CONTRIBUTION	22,921	18,355	44,500	44,500	65,000
710-00-00-42100	EMPLOYER PORTION FICA	8,815	7,844	10,500	8,750	9,500
710-00-00-42200	EMPLOYER PORTION IMRF	11,186	12,474	16,500	14,000	14,500
710-00-00-42580	EMPLOYEE LIFE INSURANCE	15,482	16,180	16,000	16,500	16,500
PERSONNEL		294,049	295,660	367,500	333,750	370,500
TOTAL EXPENDITURES		**6,035,292**	**6,480,412**	**7,166,731**	**7,217,233**	**7,272,800**
NET OF REVENUES/EXPENDITURES		**196,145**	**22,765**	**(225,809)**	**(264,840)**	**(322,738)**
ESTIMATED REVENUES - FUND 710		**6,231,437**	**6,503,177**	**6,940,922**	**6,940,922**	**6,997,860**
EXPENDITURES - FUND 710		**6,035,292**	**6,480,412**	**7,166,731**	**7,161,301**	**7,318,720**
NET OF REVENUES/EXPENDITURES - FUND 710		**196,145**	**22,765**	**(225,809)**	**(264,840)**	**(322,738)**
BEGINNING FUND BALANCE		**445,393**	**641,539**	**664,304**	**664,304**	**399,464**
ENDING FUND BALANCE		**641,538**	**664,304**	**438,495**	**399,464**	**76,726**

Section Ten

Fiduciary Funds

- Police and Fire Pension Funds
- DeKalb Public Library Fund

Police and Fire Pension Funds

Police Pension Fund (Fund 830) and Fire Pension Fund (Fund 850)

The Police and Fire Pension Funds account for the financial administration of these two programs, which are governed by Illinois state statute. Revenue sources are primarily property taxes, investment earnings, and withholdings from the payroll checks of active Police and Fire Department personnel. Expenditures pay for retiree pensions, financial management fees, audit costs, and other miscellaneous items.

An established local Board for each fund directs its own affairs and meets quarterly with special meetings as needed. The Boards are each comprised of five members. Two members are appointed by the Mayor, two are elected from the active participants of the pension fund, and one is elected by the fund's beneficiaries. The funds are regulated by the Illinois Department of Financial and Professional Regulation, Division of Insurance. By state law, these pension funds must be 90% funded by the year 2040. Current funding levels as of January 1, 2021 for the Police Pension Fund and the Fire Pension Fund were 50.2% and 40% respectively.

On October 10, 2019, Governor Pritzger received the report of the Illinois Pension Consolidation Task Force (created in February, 2019) that advised the Governor to pursue consolidation of all fire pension boards and all police pension boards into two, state-wide entities to materially and dramatically improve the long-term portfolio performance of police and fire pension boards. Governor Pritzker's office subsequently drafted SB1300, which ultimately became Public Act 101-0610, creating the Illinois Police Officers' Pension Investment Fund (**IPOPIF**) and the Firefighters' Pension invcestment Fund (**FPIF**) on December 19, 2019. The statute created transition boards of trustees, appointed by the Governor, to undertake a path toward the consolidation of funds. The transition is to be completed by June 30, 2022. The FPIF got off to a faster start, accomplishing the creation of a working office and a permanent board of trustees in 2022. The IPOPIF is presently under challenge in the state courts. To date, the anticipated consolidation of assets and the expected savings from a reduction, state-wide, in overall actuarial and financial management costs has not been realized.

Historically, employer contributions are funded through the City's property tax. However, in recent years, increases in the required contributions have significantly outpaced the City's ability to levy dollars through the property tax process. These contributions are based upon an actuarial study conducted annually by an independent actuary.

The employee contributions are the payroll contributions being made by current employees. The contribution percentage for Police is 9.9% of regular salaries and the contribution percentage for Fire is 9.5% of regular salaries.

CITY OF DEKALB

GL NUMBER	DESCRIPTION	2019 ACTIVITY	2020 ACTIVITY	2021 AMENDED BUDGET	2021 PROJECTED ACTIVITY	2022 REQUESTED BUDGET
Fund 830 - POLICE PENSION FUND						
ESTIMATED REVENUES						
OTHER INCOME						
830-00-00-37100	INVESTMENT INTEREST	697,128	634,788	1,243,054	459,430	544,510
830-00-00-37500	GAIN/LOSS ON INVESTMENTS	5,993,757	4,779,726	1,657,405	4,832,068	2,651,292
830-00-00-38100	MISCELLANEOUS REVENUE	50	226		3,377	3,000
OTHER INCOME		6,690,935	5,414,740	2,900,459	5,294,875	3,198,802
SERVICE CHARGES						
830-00-00-38510	EMPLOYEE CONTRIBUTIONS	579,091	762,324	623,416	545,588	562,458
SERVICE CHARGES		579,091	762,324	623,416	545,588	562,458
PROPERTY TAXES						
830-00-00-38500	EMPLOYER CONTRIBUTIONS	3,079,439	3,442,572	3,614,881	3,614,881	3,707,827
PROPERTY TAXES		3,079,439	3,442,572	3,614,881	3,614,881	3,707,827
TOTAL ESTIMATED REVENUES		**10,349,465**	**9,619,636**	**7,138,756**	**9,455,344**	**7,469,087**
EXPENDITURES						
CONTRACTUAL SERVICES						
830-00-00-62150	INVESTMENT SERVICES	53,592	58,477	62,153	67,984	68,000
830-00-00-62750	INSURANCE SERVICES	8,992	9,062	9,348	10,500	10,500
830-00-00-63800	CONTRACTED SERVICES	0	0	7,146	7,146	7,250
830-00-00-63900	OTHER PROFESSIONAL SERVICES	25,857	74,744	64,428	44,324	64,428
830-00-00-65300	LEGAL EXPENSES & NOTICES	10,398	0	2,000	2,000	2,000
830-00-00-66200	TRAINING/TRAVEL	2,280	0	1,600	1,600	1,750
CONTRACTUAL SERVICES		101,119	142,283	146,675	133,554	153,928
PERSONNEL						
830-00-00-41950	PENSIONER COMPENSATION	3,527,953	3,873,301	2,967,672	4,170,770	4,491,085
830-00-00-41960	SERVICE CREDIT TRANSFER	0	0	50,000	50,000	50,000
830-00-00-41970	CONTRIBUTION REFUNDS	0	0	50,000	50,000	50,000
PERSONNEL		3,527,953	3,873,301	3,067,672	4,270,770	4,591,085
TOTAL EXPENDITURES		**3,629,072**	**4,015,584**	**3,214,347**	**4,404,324**	**4,745,013**
NET OF REVENUES/EXPENDITURES		**6,720,393**	**5,604,052**	**3,924,409**	**5,051,020**	**2,724,074**
ESTIMATED REVENUES - FUND 830		**10,349,465**	**9,619,636**	**7,138,756**	**9,455,344**	**7,469,087**
EXPENDITURES - FUND 830		**3,629,072**	**4,015,584**	**3,214,347**	**4,404,324**	**4,745,013**
NET OF REVENUES/EXPENDITURES - FUND 830		**6,720,393**	**5,604,052**	**3,924,409**	**5,051,020**	**2,724,074**
BEGINNING FUND BALANCE		**33,378,723**	**40,099,114**	**45,703,199**	**45,703,199**	**50,754,219**
FUND BALANCE ADJUSTMENTS		**0**	**31**	**0**	**0**	**0**
ENDING FUND BALANCE		**40,099,116**	**45,703,197**	**49,627,608**	**50,754,219**	**53,478,293**

CITY OF DEKALB

GL NUMBER	DESCRIPTION	2019 ACTIVITY	2020 ACTIVITY	2021 AMENDED BUDGET	2021 PROJECTED ACTIVITY	2022 REQUESTED BUDGET
Fund 850 - FIRE PENSION FUND						
ESTIMATED REVENUES						
OTHER INCOME						
850-00-00-37100	INVESTMENT INTEREST	919,498	660,644	1,169,459	459,430	450,000
850-00-00-37500	GAIN/LOSS ON INVESTMENTS	3,433,666	1,523,894	1,559,279	3,536,028	1,025,085
850-00-00-38100	MISCELLANEOUS REVENUE	(4,117)	(5,695)	0	10,911	11,000
OTHER INCOME		4,349,047	2,178,843	2,728,738	4,006,369	1,486,085
SERVICE CHARGES						
850-00-00-38510	EMPLOYEE CONTRIBUTIONS	533,079	496,359	414,192	461,558	471,733
SERVICE CHARGES		533,079	496,359	414,192	461,558	471,733
PROPERTY TAXES						
850-00-00-38500	EMPLOYER CONTRIBUTIONS	3,503,332	3,951,651	4,282,230	4,282,230	4,415,632
PROPERTY TAXES		3,503,332	3,951,651	4,282,230	4,282,230	4,415,632
TOTAL ESTIMATED REVENUES		**8,385,458**	**6,626,853**	**7,425,160**	**8,750,157**	**6,373,450**
EXPENDITURES						
CONTRACTUAL SERVICES						
850-00-00-62150	INVESTMENT SERVICES	46,254	44,786	58,473	49,233	58,473
850-00-00-63800	CONTRACTED SERVICES	0	0	6,273	6,273	6,273
850-00-00-63900	OTHER PROFESSIONAL SERVICES	36,594	30,915	34,066	34,066	42,000
850-00-00-65300	LEGAL EXPENSES & NOTICES	0	0	3,021	3,350	3,350
850-00-00-66200	TRAINING/TRAVEL	0	0	3,000	3,000	3,000
850-00-00-66300	TRAVEL EXPENSES	2,090	0	0	0	0
CONTRACTUAL SERVICES		84,938	75,701	104,833	95,922	113,096
PERSONNEL						
850-00-00-41950	PENSIONER COMPENSATION	3,889,742	4,156,663	3,315,238	4,502,913	4,878,006
850-00-00-41970	CONTRIBUTION REFUNDS	0	0	15,000	0	0
PERSONNEL		3,889,742	4,156,663	3,330,238	4,502,913	4,878,006
TOTAL EXPENDITURES		**3,974,680**	**4,232,364**	**3,435,071**	**4,598,835**	**4,991,102**
NET OF REVENUES/EXPENDITURES		**4,410,778**	**2,394,489**	**3,990,089**	**4,151,322**	**1,382,348**
ESTIMATED REVENUES - FUND 850		**8,385,458**	**6,626,853**	**7,425,160**	**8,750,157**	**6,373,450**
EXPENDITURES - FUND 850		**3,974,680**	**4,232,364**	**3,435,071**	**4,598,835**	**4,991,102**
NET OF REVENUES/EXPENDITURES - FUND 850		**4,410,778**	**2,394,489**	**3,990,089**	**4,151,322**	**1,382,348**
BEGINNING FUND BALANCE		**27,267,671**	**31,678,449**	**34,072,837**	**34,072,837**	**38,224,159**
FUND BALANCE ADJUSTMENTS		**0**	**(100)**	**0**	**0**	**0**
ENDING FUND BALANCE		**31,678,449**	**34,072,838**	**38,062,926**	**38,224,159**	**39,606,507**

DeKalb Public Library

FUND 900

The DeKalb Public Library seeks to enrich, inform, entertain, and inspire the residents of DeKalb.

Since its founding in the 1880s as a reading room, the DeKalb Public Library has served the community with a welcoming environment and a full range of services to meet the informational, educational, and cultural needs of DeKalb residents and visitors. The library is a vital and integral part of the community, providing the public with a fully accessible 21st century facility housed in a beautifully maintained and expanded historic building.

As the primary community center in DeKalb, the library provides an essential place for people to engage in activities that engage their curiosity. Since June of 2020, the Dekalb City Council and the DeKalb Planning & Zoning Commission have been meeting in the Yasunas Room in the lower level of the Library.

The library offers rich resources through its own collections along with reciprocal access to the collections of more than 130 other libraries across Illinois. Digital collections are available on-site and from home, and within the library residents find access to technology, educational and entertaining programming for all ages, trained professional staff, and quiet spaces to read and work.

CITY OF DEKALB

GL NUMBER	DESCRIPTION	2019 ACTIVITY	2020 ACTIVITY	2021 AMENDED BUDGET	2021 PROJECTED ACTIVITY	2022 REQUESTED BUDGET
Fund 900 - DEKALB PUBLIC LIBRARY FUND						
ESTIMATED REVENUES						
INTERGOVERNMENTAL REVENUES						
PROPERTY TAXES						
900-00-00-30170	PROPERTY TAX - LIBRARY	1,607,323	2,721,263	2,366,378	2,366,378	2,700,708
PROPERTY TAXES		1,607,323	2,721,263	2,366,378	2,366,378	2,700,708
900-00-00-33200	STATE GRANTS	55,038	62,007	55,040	55,040	64,944
900-00-00-33300	LOCAL GRANTS	6,906	0	2,000	2,000	2,000
900-00-00-33600	PERSONAL PROPERTY REPLACEMENT TA	41,768	37,394	21,700	21,700	21,700
INTERGOVERNMENTAL REVENUES		103,712	99,401	78,740	78,740	88,644
OTHER INCOME						
900-00-00-34990	LIBRARY NON-RESIDENT DUES	1,172	433	800	800	1,500
900-00-00-37100	INVESTMENT INTEREST	54,188	0	0	0	0
900-00-00-38100	MISCELLANEOUS REVENUE	15,984	16,793	10,000	10,000	5,000
900-00-00-38400	DONATIONS / CONTRIBUTIONS	71,147	251,241	3,000	3,000	3,000
900-00-00-38450	ENDOWMENTS	(12,540)	0	2,825	2,825	2,825
900-00-00-38490	ANNUAL CAMPAIGN REVENUE	0	0	3,000	3,000	3,000
900-00-00-38800	DEBT ISSUE PROCEEDS	0	0	490,075	490,075	490,626
900-00-00-38850	TIF PROPERTY TAX SURPLUS	92,388	98,899	50,600	50,600	90,230
OTHER INCOME		222,339	367,366	560,300	560,300	596,181
TRANSFERS IN						
900-00-00-38900	INTERFUND TRANSFERS	0	0	8,940	8,940	0
900-00-00-39100	TRANSFER FROM GENERAL FUND	0	22,574	490,625	490,625	0
TRANSFERS IN		0	22,574	499,565	499,565	0
FINES						
900-00-00-35890	LIBRARY FINES	35,966	12,343	5,000	5,000	5,000
FINES		35,966	12,343	5,000	5,000	5,000
TOTAL ESTIMATED REVENUES		**1,969,340**	**3,222,947**	**3,509,983**	**3,509,983**	**3,390,533**
EXPENDITURES						
PERSONNEL						
900-00-00-41100	WAGES - FULL-TIME	733,456	790,278	894,274	894,274	1,082,116
900-00-00-41200	WAGES - PART-TIME	346,444	339,917	365,437	365,437	353,429
900-00-00-41300	WAGES - OVERTIME	509	0	0	0	0
900-00-00-42100	EMPLOYER PORTION FICA	77,487	79,886	96,368	96,368	109,819
900-00-00-42200	EMPLOYER PORTION IMRF	88,372	(32,978)	130,027	130,027	157,340
900-00-00-42500	EMPLOYEE HEALTH INSURANCE	157,873	178,804	160,000	160,000	202,936
900-00-00-42580	EMPLOYEE LIFE INSURANCE	206	224	244	244	272
900-00-00-42600	WORKER'S COMPENSATION	0	0	4,000	4,000	4,000
900-00-00-42700	UNEMPLOYMENT INSURANCE	4,965	4,003	6,000	6,000	6,000
900-00-00-48190	CHANGE IN COMP ABS-LIBRARY	(3,216)	20,070	0	0	0
900-00-00-48290	IMRF NPO-LIBRARY	27,476	0	0	0	0
900-00-00-48390	NET OPEB-LIBRARY	4,069	18,908	0	0	0
PERSONNEL		1,437,641	1,399,112	1,656,350	1,656,350	1,915,912
COMMODITIES						
900-00-00-51300	SUPPLIES/PARTS-BUILDINGS	8,013	11,259	8,500	8,500	9,600
900-00-00-52000	OFFICE SUPPLIES	14,583	11,518	15,000	15,000	15,000
900-00-00-59900	LIBRARY MATERIALS	150,409	98,839	141,700	141,700	141,700
900-00-00-59999	COMMODITIES	4,754	828	2,000	2,000	2,300
COMMODITIES		177,759	122,444	167,200	167,200	168,600
CONTRACTUAL SERVICES						
900-00-00-61100	MAINTENANCE-GROUNDS	25,373	15,865	14,300	14,300	13,790
900-00-00-61300	MAINTENANCE-BUILDINGS	17,896	29,058	12,400	12,400	97,985

CITY OF DEKALB

GL NUMBER	DESCRIPTION	2019 ACTIVITY	2020 ACTIVITY	2021 AMENDED BUDGET	2021 PROJECTED ACTIVITY	2022 REQUESTED BUDGET
900-00-00-61400	MAINTENANCE-INFRASTRUCTURE	0	0	0	0	54,545
900-00-00-62100	FINANCIAL SERVICES	20,479	24,720	18,700	18,700	23,000
900-00-00-62200	LEGAL SERVICES	15,296	6,265	7,500	7,500	10,000
900-00-00-62400	TECHNOLOGY SERVICES	14,531	74	0	0	41,385
900-00-00-63800	CONTRACTED SERVICES	79,823	158,177	148,305	148,305	5,840
900-00-00-63900	OTHER PROFESSIONAL SERVICES	6,240	1,608	4,500	4,500	5,500
900-00-00-63950	LIBRARY PROGRAMS	18,935	18,361	18,500	18,500	22,100
900-00-00-63955	GRANT FUNDED PROGRAMS	6,431	4,885	2,000	2,000	2,000
900-00-00-63960	DONATIONS/FRIENDS OF THE LIBRARY	13,889	4,950	3,000	3,000	3,000
900-00-00-63965	ENDOWMENTS AND MEMORIALS	19,948	2,282	2,825	2,825	2,825
900-00-00-63970	LIBRARY ELECTRONIC RESOURCES	55,610	53,073	70,330	70,330	72,230
900-00-00-63975	LIBRARY CONSORTIA SERVICES	31,051	33,221	33,400	33,400	35,000
900-00-00-64100	ELECTRIC SERVICES	1,261	1,255	1,440	1,440	1,500
900-00-00-64200	NATURAL GAS SERVICES	10,838	9,459	13,200	13,200	13,200
900-00-00-64300	REFUSE REMOVAL SERVICES	3,196	1,091	2,160	2,160	2,400
900-00-00-64400	SEWER SERVICES	5,279	1,772	6,000	6,000	5,200
900-00-00-64500	TELEPHONE SERVICES	15,753	15,134	15,650	15,650	15,570
900-00-00-64600	CABLE/INTERNET SERVICES	8,420	2,231	15,340	15,340	7,775
900-00-00-65100	FREIGHT & POSTAGE	1,877	3,216	2,000	2,000	2,000
900-00-00-65200	MARKETING ADS & PUBLIC INFO	12,176	11,114	13,000	13,000	15,400
900-00-00-66100	DUES & SUBSCRIPTIONS	1,595	1,473	2,000	2,000	2,000
900-00-00-66200	TRAINING/TRAVEL	5,804	1,358	2,000	2,000	6,000
900-00-00-66300	TRAVEL EXPENSES	1,597	523	1,400	1,400	2,000
900-00-00-69200	SURETY BONDS	37,482	38,431	38,070	38,070	47,500
CONTRACTUAL SERVICES		430,780	439,596	448,020	448,020	509,745
EQUIPMENT						
900-00-00-83900	OTHER CAPITAL IMPROVEMENTS	0	0	48,212	48,212	171,369
900-00-00-86000	EQUIPMENT	31,411	35,964	34,600	34,600	93,770
EQUIPMENT		31,411	35,964	82,812	82,812	265,139
DEBT SERVICES						
900-00-00-72900	DEPRECIATION-LIBRARY	621,281	614,233	0	0	0
900-00-00-75000	DEBT SERVICE - PRINCIPAL	(618,338)	(568,027)	407,813	407,813	325,000
900-00-00-76000	DEBT SERVICE - INTEREST	183,287	753,321	82,812	82,812	165,626
900-00-00-77000	LOAN PRINCIPAL	618,337	0	156,036	156,036	0
900-00-00-78000	LOAN INTEREST	43,086	25,437	8,940	8,940	0
DEBT SERVICES		847,653	824,964	655,601	655,601	490,626
		0	0	0	0	0
TOTAL EXPENDITURES		**2,925,244**	**2,822,080**	**3,009,983**	**3,009,983**	**3,350,022**
NET OF REVENUES/EXPENDITURES		**(955,904)**	**400,867**	**500,000**	**500,000**	**40,511**
ESTIMATED REVENUES - FUND 900		**1,969,340**	**3,222,947**	**3,509,983**	**3,509,983**	**3,390,533**
EXPENDITURES - FUND 900		**2,925,244**	**2,822,080**	**3,009,983**	**3,009,983**	**3,350,022**
NET OF REVENUES/EXPENDITURES - FUND 900		**(955,904)**	**400,867**	**500,000**	**500,000**	**40,511**
BEGINNING FUND BALANCE		**19,283,473**	**18,503,469**	**18,904,336**	**18,904,336**	**19,404,336**
FUND BALANCE ADJUSTMENTS		**175,899**	**0**	**0**	**0**	**0**
ENDING FUND BALANCE		**18,503,468**	**18,904,336**	**19,404,336**	**19,404,336**	**19,444,847**

Appendix

- Staffing Plan
- Chart of Accounts
- Policies
- Glossary

Staffing Plan

Full-Time Equivalents (FTE)

	2019		2020		2021		2022	
	FT	PT	FT	PT	FT	PT	FT	PT
City Manager's Office	6	1	5	1	5	1	5	1
Human Resources Department	2	1	2	1	1	2	2	2
Finance Department	6	2	5	2	5	0	6	0
Information Technology Department	4	0	3	1	3	1	3	1
Police	80	14	80	16	81	19	84	10
Fire	57	1	57	0	54	1	62	1
Public Works	34	18	33	18	31	11	35	17
Community Development	8	6	7	1	7	0	8	0
Total	197	43	192	40	187	35	205	32
	218.5		212		204.5		221	

Chart of Accounts

PERSONNEL & BENEFITS

41100 WAGES FULL-TIME - Salary expense for full-time employees.

41200 WAGES PART-TIME - Salary expense for part-time employees or seasonal help.

41300 WAGES-OVERTIME - Salary expense paid to non-exempt employees at one and one-half times or two times the employee's regular hourly rate for all hours worked in excess of forty hours per week or eight hours per day, as applicable.

41400 LONGEVITY PAY - Salary expense for employees with contract specific negotiated years of continuous/creditable service.

41500 CLOTHING ALLOWANCE - Amount paid for uniforms and personal protective equipment provided for those public service employees required to wear uniforms while performing their jobs.

41550 CAR ALLOWANCE - Amount paid to employees for monthly car allowance.

41600 WELLNESS BONUS - Salary expense for Fire and Police employees that take a limited amount of sick time per calendar year.

41650 EDUCATION BONUS - Salary expense for full-time, non-probationary Fire employees that obtain a level of education beyond that of high school.

41700 DEFERRED COMPENSATION - The employer cost of employee deferred compensations plans.

41800 HSA CONTRIBUTIONS - Health Savings Account contributions.

41850 INSURANCE OPT-OUT CONTRIBUTION – The employer contribution for fulltime employees not enrolled in City health insurance.

41950 PENSIONER COMPENSATION - For Police and Fire Pension Funds only.

41960 SERVICE CREDIT TRANSFER – For Police and Fire Pension only.

41970 CONTRIBUTION REFUNDS - For Police and Fire Pension Funds only.

42100 EMPLOYER PORTION FICA - The employer contribution of FICA and Medicare, which is currently at 7.65% of gross wages.

42200 EMPLOYER PORTION IMRF - The employer contribution of IMRF, which is currently at 12.29% of gross wages for all employees covered under the IMRF program.

42300 EMPLOYER CONTRIB/PENSION - Amount equal to the property taxes collected for the Police/Fire Pension Fund. This amount is determined by an actuarial study conducted on an annual basis.

42500 EMPLOYEE HEALTH INSURANCE - Employer amount paid for employee group medical and dental insurance premiums.

42580 EMPLOYEE LIFE INSURANCE - Amount paid for standard monthly funding for IPBC – Intergovernmental Personnel Benefit Funding for employee life insurance.

42600 WORKERS COMPENSATION - Premium paid to the City's Insurance Company for workers compensation insurance coverage for employees of the City.

42700 UNEMPLOYMENT INSURANCE - Reimbursements to the State of Illinois for unemployment insurance claims filed by former employees.

42999 SECTION 125 PAYMENTS - Amount paid for employee flexible spending account

48250 NET IMRF PENSION OBLIGATION - This is the unfunded liability from IMRF when the City passed in a large rate increase. This grows at 7.50% annually until it is paid off in full.

48300 NET OPEB COST - The net employer and employee cost of other post-employment benefits such as health care related costs for all City employees and retirees.

COMMODITIES

51000 BOARDS & COMMISSIONS - Amount paid for expenses related to the Police and Fire Commission and the Planning and Zoning Commission.

51100 SUPPLIES/PARTS-GROUNDS - Amount paid for supplies and parts to maintain municipal grounds including items for landscaping, trees planted by City personnel, grass seed, plantings, topsoil, etc.

51300 SUPPLIES/PARTS-BUILDINGS - Amount paid for supplies and parts to maintain municipal building mechanical systems including items for plumbing, electric, HVAC, alarm systems etc.

51410 SUPPLIES/PARTS-STREETS - Amount paid for supplies and parts to maintain streets and alleys.

51430 SUPPLIES/PARTS-STORM SEWERS - Amount paid for supplies and parts to maintain municipal storm water systems.

51500 SUPPLIES/PARTS-EQUIPMENT - Amount paid for supplies and minor equipment for the Engineering and Water lab.

51600 SUPPLIES/PARTS – TECHNOLOGY – Amount paid for technology related supplies and parts.

51700 SUPPLIES/PARTS-VEHICLES - Amount paid for supplies and parts to maintain municipal vehicles.

51996 POTABLE WATER SYSTEM PARTS - Amount paid for supplies and parts to maintain municipal potable water systems.

51997 STREETLIGHTS, PARTS - Amount paid for supplies and parts to maintain streetlights.

51998 TRAFFIC & STREET SIGNS - Amount paid for supplies and parts to maintain traffic and street signs.

51999 SUPPLIES/PARTS-TRAFFIC SIGNALS - Amount paid for supplies and parts to maintain traffic signals.

52000 OFFICE SUPPLIES - Amount paid for pens, pencils, markers, post-its, staples, binders, folders, dividers, pads, calendars, cassette tapes, ribbons, paper, ink, etc.

52500 JANITORIAL SUPPLIES - Amount paid for operating supplies such as cleaning supplies (sweeping compound, glass cleaner, etc.), paper towels, toilet tissue, testing and exam supplies, pesticides/herbicides, signs posts, cabinets, small tools, non-personal safety equipment, and other equipment.

52600 PATROL SUPPLIES & EQUIPMENT - Amount paid for supplies and equipment for Police Patrol Officers, including gloves, evidence supplies, trauma bags, testing supplies, etc.

52700 INVESTIGATION SUPPLIES & EQUIPMENT - Amount paid for supplies and equipment for Investigation Officers, including office supplies, car rental, etc.

52800 FIREFIGHTING SUPPLIES & EQUIPMENT - Amount paid for supplies and equipment for Fire personnel, including items for uniform maintenance.

52900 AMBULANCE SUPPPLIES & EQUIPMENT - Amount paid for supplies and equipment required to stock an ambulance.

53000 OPERATING SUPPLIES - Amount paid for airport supplies, including safety harnesses, etc.

53099 ACTIVITIES & SUPPLIES - Amount paid for activities such as employee service plaques, employee events, etc.

53100 ICE/SNOW CONTROL SUPPLIES - Amount paid for ice and snow control supplies such as road salt, ice melt, etc.

53200 WATER SYSTEM CHEMICALS - Amount paid for potable water chemicals such as, salt, chlorine, hydrofluosilicic, etc.

53300 SMALL TOOLS & EQUIPMENT - Amount paid for operating supplies such as small tools, non-personal safety equipment, and other equipment costing less than $1,000.

54000 UNIFORMS/PROTECTIVE CLOTHING - Amount paid for purchase and maintenance of uniforms such as, cleaning, embroidery, safety glasses, etc.

55000 FUEL, OIL, & LUBRICANTS - Amount paid for gasoline and oil used in municipal vehicles.

55100 AIRPORT FUEL (FOR RESALE) - Amount paid for Airport fuel.

58110 DUI FINES EXPENDITURES - Amount paid for supplies related to DUI enforcement, including mouthpieces, manuals, gloves, etc.

58120 ANTI-CRIME EXPENDITURES - Amount paid for anti-crime prevention activities such as Live Healthy, Camp Power, domestic violence database, etc.

58130 CRIME LAB EXPENDITURES - Amount paid for expenses related to the crime lab such as, lab supplies, carbon filters, masks, etc.

58140 POLICE FORFEITURES EXPENDITURE - Amount paid for items related to vehicle seizures, K-9 expenses, vehicle/bicycle repairs, riot helmets, etc.

59900 LIBRARY MATERIALS - Amount paid for materials purchased for the Library.

59999 COMMODITIES - Amount paid for miscellaneous purchases such as Prisoner meals, sympathy arrangements, etc.

CONTRACTUAL

61100 MAINTENANCE-GROUNDS - Amount paid for contracted maintenance of municipal grounds including labor and materials for mowing, landscaping, trimming, fertilization, aeration, planting, spoils disposal, stump removal, etc.

61300 MAINTENANCE-BUILDINGS - Amount paid for contracted maintenance of municipal buildings including labor and materials for plumbing, electrical, HVAC, alarm systems, etc.

61400 MAINTENANCE-INFRASTRUCTURE - Amount paid for contracted maintenance of municipal infrastructure.

61420 MAINTENANCE-STREETS - Amount paid for contracted maintenance of municipal streets, paths, wells and storage, meters and hydrants, water lines, right of way areas, etc.

61430 STORM MAINTENANCE-STORM SEWERS - Amount paid for repair and maintenance of storm water systems.

61450 MAINTENANCE-SIDEWALKS - Amount paid for contracted maintenance of sidewalks.

61500 MAINTENANCE-EQUIPMENT - Amount paid for contracted maintenance of municipal equipment including labor and materials for office machines, copiers, radios and electronics, air conditioners, fire extinguishers, first aid kits, hoists, generators, central telephone systems, trailers, non-licensed wheeled equipment, etc.

61599 WARNING SIRENS - Amount paid for warning sirens services.

61700 MAINTENANCE-VEHICLES - Amount paid for contracted maintenance of municipal vehicles including labor and materials for automobiles, trucks, sweepers, salt spreaders, snowplows, permanently installed accessories, etc.

61800 MAINTENANCE-SOFTWARE - Amount paid for maintenance of technology resources such as annual renewal of software licenses and subscriptions.

61900 MAINTENANCE-BOOKS - Amount paid for maintenance related to books at the Library.

61999 AIRPORT - MAINTENANCE - Amount paid for repair and maintenance at the airport.

62099 PRINTED MATERIALS - Amount paid for printing newsletters, letterhead/stationery, envelopes, work order forms, business cards, checks, application forms, program brochures, etc.

62100 FINANCIAL SERVICES - Amount paid for contracted accounting services such as auditing, bookkeeping, attestations, and other related functions.

62150 INVESTMENT SERVICES – Amount paid for contracted investment services for Police and Fire Pensions.

62200 LEGAL SERVICES - Amount paid for contracted legal advice and services.

62300 ARCHITECT/ENGINEER SERVICES - Amount paid for architect and engineering fees.

62400 TECHNOLOGY SERVICES - Amount paid for technology services including monthly/annual maintenance contracts, copier expenses, consulting fees, etc.

62500 LAB TESTING SERVICES - Amount paid for contracted services for lab testing services.

62600 MEDICAL SERVICES - Amount paid for pre-employment physicals, drug screens, required medical testing for various employees, psychological examinations of applicants as part of the testing process, wellness program expenditures, and payments to health care providers and employee reimbursements made in connection with the City's partially self-funded health insurance plan.

62700 HUMAN & SOCIAL SERVICES - Amount paid for Human Services Fund and Community Development Block Grant Fund.

62750 INSURANCE SERVICES – Amount paid for Insurance Services for the Police and Fire Pensions.

62800 UNEMPLOYMENT INSURANCE SERVICES – Amount paid for Unemployment Insurance.

62900 PERSONNEL RECRUITMENT SERVICES - Amount paid for advertisements such as employee recruitment ads, bid notices, legal notices, and other required notices.

63000 SPECIAL EVENT SERVICES - Amount paid for items related to special events such as cake for employees retiring, Alderman reception, funeral flowers, etc.

63100 FORESTRY SERVICES - Amount paid for expenses related to maintenance of municipal tree inventory including tree and stump removal, Emerald Ash Borer treatment, etc.

63200 MOSQUITO ABATEMENT SERVICES - Amount paid for contracted mosquito abatement services such as spraying.

63300 NUISANCE ABATEMENT SERVICES – Amount paid for contracted nuisance abatement services.

63400 SNOW REMOVAL SERVICES - Amount paid for contracted maintenance of municipal vehicles including labor and materials for automobiles, trucks, sweepers, salt spreaders, snowplows, permanently installed accessories, etc.

63500 TOWING SERVICES - Amount paid for towing services.

63600 WEATHER SERVICES - Amount paid for weather services including monitoring of pavement temperature, live radar, etc.

63650 LAND ACQUISITION SERVICES - Amount paid for fees and services for land acquisition.

63700 DEVELOPMENTAL SERVICES - Amount paid for contracted development services.

63750 DEMOLITION SERVICES - Funds to assist with property demolition.

63800 CONTRACTED SERVICES - Amount paid for contracted services including building inspections, plan review, band director, etc.

63900 OTHER PROFESSIONAL SERVICES - Amount paid for consulting fees and services.

63950 LIBRARY PROGRAMS – Amount paid for educational programs at the Library.

63955 GRANT FUNDED PROGRAMS – Amount paid for expenditures related to grant funded programs at the Library.

63960 DONATIONS/FRIENDS OF THE LIBRARY - Amount paid for Library gifts and donations.

63965 ENDOWMENTS AND MEMORIALS - Amount paid for Library memorials.

63970 LIBRARY ELECTRONIC RESOURCES - Amount paid for parts and maintenance of the Library database.

63975 LIBRARY CONSORTIA SERVICES – Amount paid for Library consortia services to assist libraries in obtaining better for electronic resources.

63998 FLEX ADMINISTRATION - Amount paid to third party administrator for flexible spending account program.

63999 TPA ADMINISTRATION - Amount paid to third party administrator for workers' compensation program.

64000 UTILITIES - Amount paid for utility services, including gas and electric.

64100 ELECTRIC SERVICES - Amount paid for electricity for streetlights, water system power, municipal buildings, and airport power.

64200 NATURAL GAS SERVICES - Amount paid for natural gas service to municipal buildings.

64300 REFUSE REMOVAL SERVICES - Amount paid for contracted refuse removal services.

64400 SEWER SERVICES – Amount paid for sewer services.

64500 TELEPHONE SERVICES - Amount paid for all telecommunication expenses including, local, long distance, cell phones, etc.

64600 CABLE/INTERNET SERVICES – Amount paid for cable and internet services.

65100 FREIGHT & POSTAGE - Amount paid for freight and postal related services such as stamps, bulk mailings, overnight deliveries, permits, etc.

65200 MARKETING ADS & PUBLIC INFO - Amount paid for marketing advertising and public information including posters, maps, advertisement for bid, etc.

65300 LEGAL EXPENSES & NOTICES - Amount paid for legal expenses and notices including appraisals, motions, public hearing, etc.

65400 TAXES, LICENSES, & FEES - Amount paid for expenses related to taxes, license and fees including property taxes, CDL license renewal, notary renewal, etc.

65500 RENTAL-BLDG & EQUIP - Amount paid for rent or lease of vehicles, equipment, land, and buildings such as portable toilets, tools, etc.

66100 DUES & SUBSCRIPTIONS - Amount paid for membership dues for various professional organizations. Amount paid for books, magazines, periodicals, pamphlets, maps, internet access, weather service, training films and DVDs, etc.

66200 TRAINING/TRAVEL - Amount paid for attendance at professional conferences and meetings by municipal personnel and elected officials, luncheon meetings where presentations are given, and amount paid for training related costs such as registration, fees, tuition, travel expenses, etc. by municipal personnel for professional development.

66300 TRAVEL EXPENSES – Amount paid to municipal employees for travel reimbursement.

66400 EDUCATION TUITION REIMBURSEMENT - Amount paid to municipal employees for successful completion of course work for tuition reimbursement.

67100 EMPLOYEE HEALTH INSURANCE - Amount paid for standard monthly funding for IPBC – Intergovernmental Personnel Benefit Funding for employee health insurance.

67200 LIBRARY HEALTH INSURANCE - The employer cost of employee insurance premiums for Library employees.

67300 RETIREE HEALTH INSURANCE - Amount paid for standard monthly funding for IPBC - Intergovernmental Personnel Benefit Funding for retiree insurance.

67400 PEHP PLAN - The employer cost of post- employment health care benefits offered to Fire department employees.

67500 WELLNESS BENEFIT PAYMENTS - Amounts paid to municipal employees for reimbursement of wellness activities including reimbursement for gym memberships, wellness classes, etc.

68100 ECONOMIC DEVELOPMENT INCENTIVE - Amount paid to encourage redevelopment activities within the city.

68600 TIF SURPLUS DISTRIBUTION – Disbursements to other taxing bodies stemming from TIF surplus funds.

68750 TAX SHARING AGREEMENTS - Disbursements to other taxing bodies stemming from various revenue sharing agreements.

69150 CLAIMS: WORK COMP INSURANCE - Amount paid for self-insured workers' compensation claims, general and automotive liability losses.

69200 SURETY BONDS - Amount paid for surety bonds for Mayor, City Manager, Treasurer and Clerk, as well as amounts paid for notary bonds.

69700 SPECIAL PROJECTS – Amount paid for special projects such as annual fireworks display, sponsorships, etc.

69800 UTILITY REBATE PROGRAM - Costs associated with the Utility Rebate Program, a program offered to residents based on certain qualifications, offering assistance for local taxes paid for utilities.

69997 COLLECTION AGENCY - Amount paid for collection agency fees for the Library.

69998 PROFESSIONAL CONSULTING (IT) - Amount paid for professional consulting fees and services for the Library.

69999 CONTINGENCIES - Amounts set aside to cover unanticipated expenditures throughout the budget year.

DEBT SERVICE

72500 DEPRECIATION - WATER - Amount charged as an expense for an expired portion of a capital asset.

72600 DEPRECIATION - AIRPORT - Amount charged as an expense for an expired portion of a capital asset.

75000 DEBT SERVIC - PRINCIPAL - Amount paid for principal payment on bonds, debt certificates, and other debt instruments.

76000 DEBT SERVICE - INTEREST - Amount paid for charges on borrowed funds at an agreed upon rate.

77000 LOAN PRINCIPAL - Amount paid for principal payment on loans, debt certificates, and other debt instruments.

78000 LOAN INTEREST - Amount paid for interest payment on bonds, debt certificates, and other debt instruments.

79000 CAPITAL LEASE PRINCIPAL - Amount paid for principal on capital leases.

79100 CAPITAL LEASE INTEREST – Amount paid for interest on capital leases.

CAPITAL OUTLAY

81000 LAND ACQUISITION - Amount paid for capital purchases of land.

82000 BUILDINGS & IMPROVEMENTS - Amount paid for remodeling and renovation.

83000 STREET IMPROVEMENTS - Amount paid for capital street construction or reconstruction.

83050 STREET MAINTENANCE - Amount paid for capital street improvements and maintenance.

83100 ALLEY IMPROVEMENTS - Amount paid for capital alley improvements.

83200 STORM SEWER IMPROVEMENTS - Amount paid for capital storm sewer system improvements.

83300 PARKING LOT IMPROVEMENTS - Amount paid for capital parking lot improvements.

83800 BONDED CAPITAL PROJECTS – Amount paid for bonded capital projects.

83900 OTHER CAPITAL IMPROVEMENTS- Amount paid for capital improvements.

83999 SIGNALS & INTERSECTIONS - Amount paid for capital signal and intersection improvements.

85000 WATER MAINS - Amount paid for capital water main improvements.

85100 WATER METERS - Amount paid for the acquisition of water meters.

85500 WATER SYSTEM IMPROVEMENTS- Amount paid for the improvements to the water systems.

86000 EQUIPMENT - Amount paid for the acquisition of municipal equipment.

86100 TECHNOLOGY EQUIPMENT - Amount paid for the acquisition of technology equipment.

86200 OFOFFICE FURNITURE & EQUIPMENT - Amount paid for the acquisition of office furniture and equipment.

86300 TELEPHONE & RADIO EQUIPMENT - Amount paid for the acquisition of office furniture and equipment.

86301 LEASED EQUIPMENT – Amount paid for leased equipment.

87000 VEHICLES - Amount paid for the acquisition of municipal vehicles.

87100 LEASE PURCHASE VEHICLES – Amount paid for the acquisition of leased vehicles.

TRANSFERS OUT

91100 TRANSFER TO GENERAL FUND - Amount of permanent transfers to the General Fund.

91130 TRANSFER TO GEMT FUND - Amount of permanent transfers to the GEMT Fund.

91200 TRANSFER TO TRANSPORTATION FUND - Amount of permanent transfers to the Transportation Fund.

91210 TRANSFER TO MFT FUND - Amount of permanent transfers to the Motor Fuel Tax Fund.

91260 TRANSFER TO TIF #1 - Amount of permanent transfers to the Tax Increment Financing Fund #1.

91261 TRANSFER TO TIF #2 - Amount of permanent transfers to the Tax Increment Financing Fund #2.

91262 TRANSFER TO TIF #3 - Amount of permanent transfers to the Tax Increment Financing Fund #3.

91285 TRANSFER TO REHAB FUND - Amount of permanent transfers to the Housing Rehabilitation Fund.

91300 TRANSFER TO DEBT SERVICE FUND - Amount of permanent transfers to the General Fund Debt Service Fund.

91375 TRANSFER TO TIF DEBT SERVICE FUND - Amount of permanent transfers to the TIF Debt Service Fund.

91400 TRANSFER TO CAPITAL PROJECTS FUND - Amount of permanent transfers to the Capital Projects Fund.

91410 TRANSFER TO FLEET FUND - Amount of permanent transfers to the Fleet Replacement Fund.

91420 TRANSFER TO CAPITAL EQUIPMENT FUND - Amount of permanent transfers to the Equipment Fund.

91600 TRANSFER TO WATER FUND - Amount of permanent transfers to the Water Fund.

91620 TRANSFER TO WATER CAPITAL FUND - Amount pf permanent transfer to the Water Capital Fund.

91650 TRANSFER TO AIRPORT FUND - Amount of permanent transfers to the Airport Fund.

91700 TRANSFER TO WORKERS COMP FUND - Amount of permanent transfers to the Workers Compensation Fund.

91710 TRANSFER TO HEALTH INSURANCE FUND - Amount of permanent transfers to the Health Insurance Fund.

91720 TRANSFER TO PROPERTY/LIAB FUND - Amount of permanent transfers to the Liability Insurance Fund.

Budget Policy

Policy Number: 01-01 **Date: January 9, 2017**

Purpose: The City Manager shall submit an annual budget to the City Council which is within the City's ability to pay. The annual budget should provide for the following:

1. A meeting will be held with the Finance Advisory Committee after June 30 and before joint City Council budget discussions begin to discuss the previous year-end Comprehensive Annual Financial Report, review revenues trends and discuss any new policy recommendations.

2. Management shall prepare a draft of the annual budget for review by the City Council and the Finance Advisory Committee in October/November of each year. The recommended budget should be submitted to the City Council for review and a public hearing in November of each year. The final budget document shall be submitted to the full membership for approval prior to December 31 of each year.

3. The annual budget should effectively communicate meaningful and understandable information to the City residents, City Council, City Staff, and other readers.

4. The annual budget shall be monitored on a monthly basis. Revenue and expenditure budget reports shall be prepared and made available to City management staff for departmental review on a monthly basis. A quarterly budget summary report (Treasurer's Report) shall be presented to the City Council.

5. The annual budget should allow for the implementation of as many of the City Council's goals and objectives from the 2025 strategic plan as financially possible.

6. The annual budget should provide for the adequate funding of all pension plans (IMRF, Police Pension Fund, and Firefighters Pension Fund). An independent actuary should be used to determine the annual City contributions to the Police Pension Fund and the Firefighters Pension Fund and determine if these pension funds are adequately funded.

7. The annual budget should provide funding for the adequate maintenance of municipal equipment, municipal facilities, and infrastructure.

8. The annual budget should set aside-adequate funding (pay-as-you-go funding) for the replacement of major equipment. Annual funding (depreciation funding) for these replacements will eliminate major expenditure jumps in the annual budget when these acquisitions are made.

9. During the budget process, the City will assess the need for contingency funds to be included in the budget to fund unanticipated expenditures that might arise.

10. The annual budget should finance current operating expenditures, excluding major capital expenditures, with current revenues. The use of reserve funds to finance current operating expenditures should be carefully considered and avoided if possible.

11. The City should limit the use of the reserve fund to nonrecurring operating expenditures or capital expenditures, specifically if our anticipated fund balance is below our Fund Balance Reserve Policy of 25%.

12. When the City is required to undertake a budget amendment and/or execute expenditure transfers to ensure that actual expenditures are within approved budgetary limits as authorized by City Council the following procedures will be followed. Administration of these procedures will be the responsibility of the City's Finance Director and the Finance Director will sign off that these procedures have been adhered to for any budget amendments and/or expenditure transfers undertaken by the City. Those procedures are as follows:

    a. Upon knowledge that a budget amendment and/or expenditure transfer will be required, the City's Finance Director will inform both the Finance Committee and the City Council.

    b. Documents will be drafted by the Finance Director with the reason for the required budget amendment and/or expenditure transfer, including the specific accounts affected and the dollar amounts of said amendments and/or expenditure transfers.

    c. Formal City Council review and approval of proposed budget amendments and/or expenditure transfers will be required before any amendments and/or transfers are executed by the Finance Director.

Fund Balance Policy

Policy Number: 01-02 **Date:** January 9, 2017

Purpose: Fund balance measures the net financial resources available to finance expenditures of future periods. Fund balance reserve policies are established to avoid cash flow interruptions, generate investment income, and reduce the need for borrowing. The fund balance reserves identified within this policy are the minimum balances necessary to accomplish these objectives.

While keeping in mind the uneven nature of the City's cash flows, should the projected ending fiscal year fund balance fall below the desired percentage or amount, the City should create a plan to restore the appropriate levels.

Part II – Governmental Funds

This section only applies to fund balances reported in the General Fund, Special Revenue Funds, Debt Service Funds, Capital Projects Funds, and Permanent Funds.

1. **Definitions**

The five fund balance classifications outlined in GASB Statement 54 follows:

Nonspendable Fund Balance: This classification includes amounts that cannot be spent because they are either (a) not in spendable form or (b) legally or contractually required to be maintained intact. This would include items not expected to be converted to cash including inventories and prepaid amounts. It may also include the long-term amount of loans and receivables, as well as property acquired for resale and the corpus (principal) of a permanent fund.

Restricted Fund Balance: This classification should be reported when constraints placed on the use of resources are either (a) externally imposed by creditors, grantors, contributors, or laws or regulations of other governments or (b) imposed by law through constitutional provisions or enabling legislation.

Committed Fund Balance: This classification reflects specific purposes pursuant to constraints imposed by formal action of the district's highest level of decision-making authority (generally the governing board). Also, such constraints can only be removed or changed by the same form of formal action.

Assigned Fund Balance: This classification reflects amounts that are constrained by the government's intent to be used for specific purposes, but meet neither the restricted nor committed forms of constraint.

Unassigned Fund Balance: This classification is the residual classification for the general fund only. It is also where *negative residual amounts for all other* governmental funds would be reported.

2. Fund Balance Commitments & Assignments

Committed fund balance for a specific use must be taken by formal action of the City Council. Amendments or modifications of the committed fund balance must also be approved by formal action of the City Council. In order to be recognized in the annual Audit Report, commitments of fund balance must be enacted prior to the end of that Report's particular fiscal year.

Assigned Fund Balance is intended for specific purposes not imposed by external parties or City Council's formal action. The City Council authorizes the City Manager and/or his/her designee(s) to assign fund balance. Such assignments cannot exceed the available (spendable, unrestricted, uncommitted) fund balance in any particular Fund.

3. Reserves

General Fund: Unassigned fund balance will be maintained at a minimum level equal to 25% of annual expenditures. The City's unassigned General Fund balance will be maintained to provide the municipality with sufficient working capital and a margin of safety to address emergencies without borrowing.

TIF Funds: The City currently has two budgeted TIF Funds (the Central Area TIF and TIF II). These Funds should be self-supporting and should maintain a fund balance equivalent to meet the planned improvements identified in a multi-year capital schedule(s).

Capital Projects Fund: This Fund is used for resources accumulated and used in right of way improvements such as street repair, street reconstruction, and curb and gutter replacement. Costs associated with this Fund must not be State MFT eligible and must cost over $5,000 and have a useful life of at least three years. The funding source for this Fund will be the local home rule motor fuel tax. The Capital Projects Fund should work toward establishing a fund balance at a minimum dollar amount to meet the planned improvements identified in a multi-year capital replacement schedule(s).

Special Revenue Funds: These Funds are used to account and report the proceeds of specific revenue sources which are restricted or committed toward expenditures for specific purposes other than debt service or capital projects. In general, all these Funds should maintain the least fund balance necessary to cover current fiscal year expenditures, plus an amount to pay for those expenditures of the subsequent fiscal year needed to avoid a cash deficit position.

4. Fund Balance Classification

Fund balance classifications depict the nature of the net resources that are reported in a governmental fund type. An individual governmental fund may include nonspendable

resources and amounts that are restricted, committed, or assigned, or any combination of those classifications. The General Fund may also include an unassigned amount.

5. Prioritization of Fund Balance Use

When an expenditure is incurred for a purpose which can be paid from multiple fund balance classifications, the City will spend the most restricted dollars before less restricted, in the following order:

- Nonspendable (if funds become spendable)
- Restricted
- Committed
- Assigned
- Unassigned

Part III – Enterprise, Internal Service, & Fiduciary Funds

This section applies to Funds outside the scope of GASB 54.

1. Definitions

Restricted Net Assets: The component of net assets restricted by external parties, constitutional restrictions, and enabling legislation.

Net Assets Invested in Capital Assets, Net of Related Debt: A component of net assets calculated by reducing capital assets by accumulated depreciation and the principal portion of related debt.

Unrestricted Net Assets: The portion of net assets that is neither restricted nor invested in capital assets net of related debt.

2. Reserves

Water Operating Fund: The unrestricted net assets of the Water Fund will be maintained at a minimum level equal to 25% of the annual budgeted operational expenses. Net position above 25% will be transferred annually to the Water Capital Fund for use in funding the Water Capital plan.

Water New Construction Fund: This revenue is from impact fees and is restricted for any new water main infrastructure in the City of DeKalb.

Water Capital Projects Fund: This fund will be used to account for all capital revenues and expenditures to Water Capital as approved by City Council in the annual budget. Capital projects include existing water infrastructure for water mains, wells, treatment plants, pumping systems and water towers. Additionally, Water Division equipment and fleet that exceed $10,000 with a useful life exceeding one year would be accounted for through this fund and be subject to the same annual budget approval by Council.

Airport Fund: The unrestricted net assets of the Airport Fund will be maintained at a minimum level equal to 25% of annual budgeted operational expenses, plus the budgeted capital improvements for the current fiscal year.

Other Specified Funds: The Health Insurance Fund should maintain unrestricted net assets of one month of IPBC premium. Any amount above this threshold may be transferred to the Workers' Compensation Fund or Liability/Property Insurance Fund to be used toward claims, eliminate potential deficits, or maintain net asset policy in these other Funds.

The Workers' Compensation Fund should maintain unrestricted net assets of $1,000,000 collectively (or 1 year premium for reinsurance plus the average annual retention costs associated with that premium).

The Liability/Property Insurance Fund should maintain unrestricted net assets approximately equivalent to 25% of annual budgeted expenses.

Part IV – Other

1. Cash Deficits

Should any Fund incur a cash deficit by the end of the fiscal year, an interfund loan will be created with a Fund or Fund(s) which have a cash surplus (unless restricted by statute or Fund Balance policy).

2. Reporting

Year to date revenues and expenditures for the General Fund will be issued to the City Council by their second regular meeting of each month. On a quarterly basis, the City Council shall receive an update on the General Fund with a year-end forecast for the fiscal year and also receive a summary of major fund balances.

TIF Funds will be reported in greater detail to Council by the end of March and by the end of September of each year.

The City Council shall receive an update on Workers' Compensation claims through December 31 by the end of March and claims through June 30 by the end of September of each year.

A semi-annual report on economic development incentives will be reported to Council by the end of March and by the end of September of each year.

An update on retiree insurance costs will be reported annually by the end of March of each year.

Capital Equipment Replacement Fund

Policy Number: 01-03 **Date:** January 9, 2017

Purpose: The City of DeKalb has established the Capital Equipment Replacement Fund (CERF) to encourage departments to set aside funds each year for the eventual replacement of existing equipment and to avoid significant fluctuations in the operating budget from one year to the next. In order to build and maintain sufficient funds on hand to replace items at the end of their useful life, water tower rental income, revenue received from the E911 Board for OSSI payments will be dedicated annually as well as, transfers by each department from the General Fund determined annually through the budget process. The remainder of this policy is intended to provide guidance as to how the CERF will operate.

The Capital Equipment Replacement Fund shall be used only to replace existing equipment owned by the City. The fund shall not be used to purchase equipment not currently owned by the City or as a means to circumvent the process for having new equipment approved by the City Council. Requests for new equipment shall be made as part of the annual operating budget and must be approved by the City Council before acquisition;

Only those items which individually have a replacement cost of more than $10,000 or groups of similar equipment (e.g. personal computers, bullet proof vests, etc.) which, in the aggregate, exceed $10,000 with a useful life of more than one year shall be included in the CERF. Departments shall include individual items or groups of items with a value of less than $10,000 in their annual operating budget.

The cost of items associated with new vehicles such as vehicle markings, light bars, radios and similar equipment shall be included in the replacement cost of the vehicle.

The replacement cost and useful life for each vehicle or technology related equipment will be re-evaluated by the individual departments on an annual basis. This re-evaluation may change the annual amounts that programs contribute for the replacement of each item. The Department Head, in consultation with the City Manager and the Finance Director shall determine when a vehicle or equipment is due for replacement. Final capital asset replacement decisions using CERF monies will be discussed and approved by the City Council as part of the annual budget process.

When CERF equipment is sold, the proceeds of the sale shall be credited to the CERF Fund.

From time to time, departments may be assigned previously used technology related equipment from within their department or another department in the City. The Director of Information Technology, in consultation with the Department Head, shall recommend that such equipment be assigned to a department when it meets the department's needs and when doing so will help avoid the expense of purchasing new equipment. Consideration shall be given to the annual operating cost of maintaining the used equipment when deciding whether or not to continue using it. The City Manager shall have the final say in determining whether or not previously used technology is assigned to a department.

Revenue and Expenditure Policy

Policy Number: 01-04 **Date:** January 9, 2017

Purpose: **Revenues**

The City desires to maintain a diversified and stable revenue base to reduce the impacts of fluctuations in any one revenue source. The revenue mix combines elastic and inelastic revenue sources to minimize the effects of an economic downturn. The City also incorporates the following principles related to revenues as it furthers its financial planning and fulfills its fiscal responsibilities:

1. The City prefers to keep its property tax rate as low as possible. The following components shall be followed in priority order each year when establishing the property tax levy:

    a. Levy for Police, Fire and IMRF pensions per actuary calculations. If the actuarial reports indicated a higher employer contribution is needed, said increase will need to be added to the City's overall previous year levy request to avoid underfunding problems.

    b. Levy for FICA.

    c. Levy for general obligation bond principal and interest less abatements.

    d. Levy to support General Fund operations including Police, Fire, Public Works, Community Development, Finance, Human Resources, I.T. and Administration. The annual increase for this component should not exceed the rate of inflation.

    e. Levy to fund additional personnel as determined by the City Council.

2. User charges and tap-on fees will be sufficient to finance all operating and debt service costs for the Water Fund.

3. The City Manager should impose spending limits if, in his/her judgment, revenues will be below original estimates. Staff should review and monitor on

a monthly basis expenditures to assure control of spending within available revenues.

4. Ongoing transfers will be made from the General Fund to the Fleet Replacement fund on an annual basis to help plan for the purchasing of large capital equipment needs.

Expenditures

The City will strive to adhere to the following policies:

1. The City will consistently budget the minimum level of expenditures which will provide for the public well-being and safety of the residents and businesses of the community.

2. Expenditures will be within the confines of generated revenue. Fund balances will not be used to pay for operating expenditures except in the case of emergencies and after careful consideration.

Accounting, Auditing and Financial Reporting Policy

Policy Number: 01-05 **Date:** January 9, 2017

Purpose: The City shall have an annual audit conducted on its financial records by a qualified, independent public accounting firm. The City should request proposals from qualified independent accounting firms to conduct an annual audit of its financial statements every five to six yearsby the use of a request for proposal (RFP) process. In accordance with Government Finance Officers Association's (GFOA's) Best Practice Guidelines, the current auditors can be included in the RFP process, however, it is recommended changing the audit team if the same firm came in with the best proposal.

The audit shall be conducted on an annual basis to be completed and filed within six months after the end of each fiscal year.

The City should submit its Comprehensive Annual Financial Report (CAFR) to the Government Finance Officers Association's (GFOA) Certificate of Achievement for Excellence in Financial Reporting Program.

The City's financial statements shall be prepared according to generally-accepted accounting principles (GAAP) as promulgated by the Governmental Accounting Standards Council (GASB).

The City should contract with an independent actuary to determine the City's annual contribution to the Police and Fire Pension Funds.

When the City prepares monthly significant account reconciliations, prepares the year-end adjustments, and prepares the year-end financial statements, the following procedures will be followed. Administration of these procedures will be the responsibility of the City's Finance Director and the Finance Director will sign off that these procedures have been adhered to on a monthly and year-end basis. Those procedures are as follows:

The Finance Department, under approval of the Finance Director, will prepare a listing of all significant accounts of the City that are to be reconciled on a monthly basis. These accounts are to include at a minimum all balance sheet accounts at month-end, all grant related revenue and expense accounts, all restricted use revenue accounts and all other accounts deemed necessary by the Finance Department to be reviewed on a monthly basis. A monthly checklist of these accounts will be prepared and signed off by the Finance Director.

Within 90 days after the close of the fiscal year the Finance Department will be required to submit to the Finance Director all required year-end close adjustments. These adjustments are to be approved and reviewed by the Finance Director and posted to the general ledger prior to the auditors beginning audit fieldwork.

The City's auditors assist in the preparation of the City's financial statements, including the footnote disclosures, in accordance with generally accepted accounting principles. Further, the City will review a complete initial draft and final draft of the financial statements as prepared by the auditors. The City Finance Director will be responsible for a final complete review of the financial statements, including the footnotes disclosures, to ensure that the financial statements are prepared in accordance with generally accepted accounting principles. Any questions or concerns related to the financial statements will be discussed with the City's auditors.

The City's Comprehensive Annual Financial Report and Management Letter will be approved by the City Council and available for distribution no later than six months after the close of the City's fiscal year-end.

Capital Asset Policy

Policy Number: 01-06 **Date:** January 9, 2017

Purpose: Capital assets purchased or acquired with an original cost of $25,000 or more are reported at historical cost or estimated historical cost. Contributed assets are reported at fair market value as of the date received. Additions, improvements and other capital outlays that significantly extend the useful life of an asset are capitalized. Other costs incurred for repairs and maintenance are expensed as incurred.

The accounting and financial reporting treatment applied to a fund is determined by its measurement focus. General capital assets are long-lived assets of the City as a whole. Infrastructure such as streets, traffic signals and signs are capitalized. In the case of the initial capitalization of general infrastructure assets (i.e., those reported by the governmental activities) the government chose to include all such items regardless of their acquisition date. The valuation basis for general capital assets are historical cost, or where historical cost is not available, estimated historical cost based on replacement costs.

Capital assets in the proprietary funds are capitalized in the fund in which they are utilized. The valuation bases for proprietary fund capital assets are the same as those used for the general capital assets. Donated capital assets are capitalized at estimated fair market value on the date donated.

Depreciation on all assets is computed and recorded using the straight-line method of depreciation over the following estimated useful lives:

Buildings and Building Improvements	40 to 50 Years
Equipment	10 to 20 Years
Vehicles	3 to 20 Years
Infrastructure	25 to 50 Years
Water Distribution System	40 to 65 Years

When capital assets are purchased with the use of federal funds the following procedures will be completed by the City. Administration of these procedures will be the responsibility of the City's Finance Director and the Finance Director will sign off that these procedures have been adhered to for the purchase of every federal funded capital asset. Those procedures are as follows:

Capital assets purchased with federal funds will be tagged with a special notation of "F" in addition to the regular identification number system used by the City.

The description of the capital asset in the City's capital asset records will also include the words "federally funded" before the description of the specific asset acquired.

The source of federal funds must be noted and include a description of who holds title to the assets, along with the asset acquisition date, the asset cost, location of the asset, condition and use/purpose of the asset.

The portion of the asset that is federally funded must also be noted in the City's capital asset records. Upon disposition of any federally acquired assets, the City must note in the capital asset records the disposition date and sale price.

A physical inventory of all assets acquired with federal funds will be performed on a biennial basis. The results of the City's inventory of federally funded capital assets will be reconciled to the City's capital asset records to ensure accuracy. This inventory will be overseen and approved by the City's Finance Director.

Debt Management Policy

Policy Number: 01-07 **Date:** January 9, 2017

Purpose: The City of DeKalb developed this Debt Management Policy to help ensure the City's credit worthiness and to provide a functional tool for debt management and capital planning.

The City of DeKalb faces continuing capital infrastructure requirements to meet the increasing needs of its citizens. The City limits long-term debt to only those capital improvements that cannot be financed from current revenues. The City of DeKalb will not use long-term debt to fund operating programs.

The costs of the capital requirements will be met through the issuance of various types of debt instruments. Consequently, the City needs to anticipate increases in debt levels based upon historical data. With these increases, the effects of decisions regarding the type of issue, method of sale, and payment structure become ever more critical to the City's financial well-being. To help ensure the City's credit worthiness, an established program of managing the City's debt becomes essential.

To this end, the City Council recognizes this "Debt Management Policy" to be financially prudent and in the City's best economic interest. This policy will provide a functional tool for debt management and capital planning, and enhance the City's reputation for managing its debt in a conservative and prudent manner.

Goals Related to the Issuance of General Obligation and Revenue Bond Debt:

The City shall pursue the following goals below when issuing debt. Though the City may not have achieved all these goals as of yet, these are long term objectives for which we must continue to strive toward.

1. Maintain at least an Aa3 (Moody's) or equivalent credit rating for each general obligation debt issue.

2. Take all practical precautions to avoid any financial decision which will negatively impact current credit ratings on existing or future debt issues.

3. The City should attain a General Fund unassigned balance equal to a minimum of twenty five percent (25%) of total annual expenditures.

4. Consider market timing.

5. Determine the amortization (maturity) schedule which will best fit with the overall debt structure of the City's general obligation debt and related tax levy at the time the new debt is issued. The City may choose to delay principal payments or capitalized interest during project construction. For issuance of revenue bonds, the amortization schedule which will best fit with the overall debt structure of the fund and its related rate structure will be considered. Consideration will be given to coordinating the length of the issue with the lives of assets, whenever practicable, while considering repair and replacement costs of those assets to be incurred in future years as an offset to the useful lives, and the related length of time in the payout structure.

6. Consider the impact of such new debt on overlapping debt and the financing plans of local governments which overlap, or underlie the City.

7. Assess financial alternatives to include new and innovative financing approaches, including whenever feasible, categorical grants, revolving loans or other state/federal aid.

8. Minimize debt interest costs.

Debt Issuance in General:

1. **Authority and Purposes of the Issuance of Debt**

   The laws of the State of Illinois authorize the issuance of debt by the City. The Local Bond Law confers upon municipalities the power and authority to contract debt, borrow money, and issue bonds for public improvement projects as defined therein. Under these provisions, the City may contract debt to pay for the cost of acquiring, constructing, reconstructing, improving, extending, enlarging, and equipping such projects or to refund bonds. The City Charter authorizes the City Council to incur debt by issuing bonds for any lawful municipal purpose as authorized by the State Constitution or its Home Rule Powers.

2. **Short-Term Debt (three years or less)**

   The City may issue short-term debt to finance projects or portions of projects for which the City ultimately intends to issue long-term debt. This will be used to provide interim financing which will eventually be refunded with proceeds of long-term obligations, which may include, but not be limited to, bond anticipation notes or variable rate demand notes. The City will have an estimated timeframe when any short-term debt issue will eventually be converted into long-term debt.

a. Line of Credit

The City may also issue debt instruments to meet cash flow requirements. With the approval of the City Council, the City may establish a tax-exempt line of credit with a financial institution selected through a competitive process. This line should have a limit of $2,500,000. Draws should be made on the line of credit when the need for financing is needed to meet ***operating*** expenditures on a temporary basis. Draws made on the line of credit must be requested by the Finance Director and approved by the City Manager and the City Council.

3. Long-Term Debt (more than three years)

The City may issue long-term debt which may include, but not limited to, general obligation bonds, certificates of participation, capital appreciation bonds, special assessment bonds, self-liquidating bonds and double barreled bonds.

Level or declining debt service should be employed unless operational matters dictate otherwise, or except to achieve overall level debt service with existing bonds.

The City shall be mindful of the potential benefits of bank qualification and will strive to limit its annual issuance of debt to $10 million or less when such estimated benefits are greater than the benefits of exceeding the bank qualification limit. Should subsequent changes in the law raise this limit, then the City policy will be adjusted accordingly.

The cost of issuance of private activity bonds is usually higher than for governmental purpose bonds. Consequently, private activity bonds will be issued only when they will economically benefit the City.

The cost of taxable debt is higher than for tax-exempt debt. However, the issuance of taxable debt is mandated in some circumstances and may allow valuable flexibility in subsequent contracts with users or managers of the improvement constructed with the bond proceeds. In addition, there may be circumstances in which the issuance of taxable debt may be more cost effective than the issuance of tax-exempt debt. Therefore, the City will usually issue obligations tax exempt, but may occasionally issue taxable obligations.

a. Capital Leasing

The City may also enter into long-term leases for public facilities, property, and equipment with a useful life greater than one year that costs less than $500,000. The City should be limited to issuing a capital lease of no more than $1,000,000 in a fiscal year.

Whenever a lease is arranged with a private sector entity, a tax-exempt rate should be sought. Whenever a lease is arranged with a government or other tax-exempt entity, the City should strive to obtain an explicitly defined taxable rate so that the lease will not be counted in the City's total annual borrowing subject to arbitrage rebate.

The lease agreement should permit the City to refinance the lease at no more than reasonable cost should the City decide to do so. A lease which can be called at will is preferable to one which can merely be accelerated.

4. Capital Improvement Program

The Capital Improvement Program (CIP), approved by the City Council as part of the annual budget, should determine the City's capital needs. The program should be a five-year plan for the acquisition, development and/or improvement of the City's infrastructure. Projects included in the CIP should be prioritized; and the means for financing each should be identified. If the current resources are insufficient to meet the needs identified in the CIP, the City Council may consider incurring debt to fund the shortfall. The City Council may also consider incurring debt to fund multiple years of the Capital Improvement Program. The CIP should be revised and supplemented each year to maintain and test compliance with the City's Debt Management Policy Financial Policy #01-07.

5. Structure of Debt Issues

The duration of a debt issue should not remain outstanding beyond the asset's useful life. Each new bond issue should be structured to be callable in 10 years. The City should design the financing schedule and repayment of debt so as to take best advantage of market conditions and, as practical, to recapture or maximize its credit capacity for future use, and moderate the impact to the taxpayer. In keeping with the stated goals of this debt management policy, the City should structure each general obligation issue (except refunding and mini-bond issues) to comply with the rapidity of debt repayment provisions in Section III. E-4 following.

6. Credit Enhancements

Credit enhancements are mechanisms which guarantee principal and interest payments. Typically they include bond insurance and/or a line or letter of credit. Usually this will bring a lower interest rate and a higher rating from the rating agencies, thus lowering costs.

The City may enter into agreements with commercial banks or other financial entities for the purpose of acquiring credit enhancements when their use is judged cost effective or otherwise advantageous. Any such agreements shall be approved by the City Council.

7. **Inclusion of Local Institutions**

Whenever practical and in the best interest of promoting the City of DeKalb, local financial institutions are to be offered the opportunity to bid on debt instruments.

Legal Constraints and Other Limitations on the Issuance of Debt

1. **State Law**

30 ILCS 305/0.01, et. seq.: the short title is "The Bond Authorization Act."

2. **Authority for Debt**

The City may, by bond ordinance, incur indebtedness or borrow money, and authorize the issue of negotiable obligations, including refunding bonds, for any capital improvement of property, land acquisition, or any other lawful purpose with approval by the City Council.

3. **Debt Limitation**

The City of DeKalb is a home rule community. As such, the debt limitations of the bond laws are not applicable because the General Assembly has set no limits for home rule municipalities.

4. **Methods of Sale**

When feasible and economical, obligations should be issued by competitive rather than negotiated sale. A sale may be negotiated when the issue is predominantly a refunding issue or in other non-routine situations which require more flexibility than a competitive offer allows. Whenever the option exists to offer an issue either for competition or for negotiation, analysis of the options should be performed to aid in the decision-making process. When a sale is not competitively bid, the City will publicly present the reasons and select the underwriter or direct purchaser. If a Financial Advisor is hired to assist the City in bond issuance, the Financial Advisor will not underwrite any debt issues on which it is advising.

The criteria used to select an underwriter in a competitive sale should be the true interest cost. In a negotiated sale, the underwriter may be selected with or without a request for proposals (RFP). The criteria used to select an underwriter in a negotiated sale should include the following:

- Overall experience
- Marketing philosophy
- Capability
- Previous experience as managing a co-managing partner
- Financial statements
- Public Finance team and resources
- Underwriter's discount

When cost/beneficial, the City may privately place its debt. Since no underwriter participates in a private placement, it may result in lower costs of issuance. Private placement is sometimes an option for small issues.

5. **Credit Implications**

When issuing new debt, the City should strive not to exceed credit industry benchmarks where applicable. Therefore, the following factors should be considered in developing debt issuance plans:

a. Ratio of Gross Bonded Debt to Full Market Value of Taxable Property
The formula for this computation is Gross Bonded Debt, which is the total outstanding debt, divided by the current Full Market Value of Taxable Property as determined by the Township Assessors. The City should not exceed 2% of Gross Bonded Debt per Full Market Value of Taxable Property.

b. Gross Bonded Debt Per Capita
The formula for this computation is Gross Bonded Debt divided by the current population as determined by the most recent U.S. Census. The City should not exceed $1,200 for Gross Bonded Debt per capita.

c. Ratio of Annual Debt Service to General Fund Expenditures
The formula for this computation is annual debt service expenditures divided by General Fund expenditures (excluding certain interfund transfers). The City should not exceed 10% of General Fund expenditures for annual debt service.

d. Rapidity of Debt Service Repayment
The City's general obligation bond issues should be so structured whereby the duration of the debt should not exceed 120% of the life of the asset.

e. Current Fund Balance General Fund Cash Reserve
The City should maintain a General Fund unassigned balance equal to a minimum of twenty five percent (25%) of total annual appropriations, exclusive of interfund transfers. Such calculation, including a projection to

June 30th (of the current fiscal year), should be made on an annual basis by the Finance Director (or designee) during the budget process.

Debt Administration

1. Financial Disclosures

The City shall prepare appropriate disclosures as required by the Securities and Exchange Commission, the federal government, the State of Illinois, rating agencies, underwriters, investors, agencies, taxpayers, and other appropriate entities and persons to ensure compliance with applicable laws and regulations.

2. Review of Financing Proposals

All capital financing proposals that involve a pledge of the City's credit through the sale of securities, execution of loans or lease agreements and/or otherwise directly involve the lending or pledging of the City's credit shall be referred to the Finance Director who shall determine the financial feasibility, and the impact on existing debt of such proposal, and shall make recommendations accordingly to the City Manager.

3. Establishing Financing Priorities

The Finance Director shall administer and coordinate the City's debt issuance program and activities, including timing of issuance, method of sale, structuring the issue, and marketing strategies. The Finance Director along with the City's bond consultants shall meet, as appropriate, with the City Manager and the City Council regarding the status of the current year's program and to make specific recommendations.

4. Credit Rating

The City should endeavor to maintain and/or to improve its credit rating and staff will specifically discuss with the City Council any proposal which might cause that rating to be lowered.

Before a general obligation bond is issued, the City will update its rating from at least one national rating agency. The City Manager, Finance Director, and the City's bond consultants should meet with a rating agency to disclose the City's capital plans, debt issuance program, and other appropriate financial information as required by the rating agency.

5. Refunding Policy

The City should consider refunding outstanding debt when legally permissible and financially advantageous. When refunding for savings purposes, a net present value

debt service savings of at least two percent or greater must be achieved. Depending on the time to maturity and the absolute level of interest rates of the refunding candidate this target may change. For longer maturities the target can be higher, for shorter maturities, lower. For higher interest rates the target may be higher, for lower rates it could be lower. There may be circumstances where the City may refund bonds for restructuring purposes that may not generate any savings.

6. **Investment of Borrowed Proceeds**

The City acknowledges its ongoing fiduciary responsibilities to actively manage the proceeds of debt issued for public purposes in a manner that is consistent with Illinois statutes that govern the investment of public funds, and consistent with the permitted securities covenants of related bond documents executed by the City. The management of public funds should enable the City to respond to changes in markets or changes in payment or construction schedules so as to (i) optimize returns, (ii) insure liquidity, and (iii) minimize risk. The City will invest bond proceeds in accordance with the City's investment policy and federal arbitrage requirements.

Glossary of Terms:

Ad Valorem Tax - A direct tax based "according to value" of property.

Advanced Refunding Bonds - Bonds issued to refund an outstanding bond issue prior to the date on which the outstanding bonds become due or callable. Proceeds of the advanced refunding bonds are deposited in escrow with a fiduciary, invested in United States Treasury Bonds or other authorized securities, and used to redeem the underlying bonds at maturity or call date.

Amortization - the process of paying the principal amount of an issue of bonds by periodic payments either directly to bondholders or to a sinking fund for the benefit of bondholders.

Arbitrage - Usually refers to the difference between the interest paid on the tax-exempt securities and the interest earned by investing the proceeds in higher yielding taxable securities. Internal Revenue Service regulations govern arbitrage (reference I.R.S. Reg. 1.103-13 through 1.103-15).

Arbitrage Bonds - Bonds which are deemed by the I.R.S. to violate federal arbitrage regulations. The interest on such bonds becomes taxable and the bondholders must include this interest as part of gross income for federal income tax purposes (I.R.S. Reg. 1.103-13 through 1.103-15).

Assessed Value - An annual determination of the just or fair market value of property for purposes of ad valorem taxation.

Basis Point - 1/100 of one percent.

Bond - Written evidence of the issuer's obligation to repay a specified principal amount on a date certain, together with interest at a stated rate, or according to a formula for determining that rate.

Bond Anticipation Notes (BANS) - Short-term interest bearing notes issued by a government in anticipation of bonds to be issued at a later date. The notes are retired from proceeds of the bond issue to which they are related.

Bond Counsel - An attorney retained by the City to render a legal opinion whether the City is authorized to issue the proposed bonds, has met all legal requirements necessary for issuance, and whether interest on the bonds is, or is not, exempt from federal and state income taxation.

Bonded Debt - The portion of an issuers total indebtedness represented by outstanding bonds.

Direct Debt or Gross Bonded Debt - The sum of the total bonded debt and any unfunded debt of the issuer.

Net Direct Debt or Net Bonded Debt - Direct debt less sinking fund accumulations and all self-supporting debt.

Total Overall Debt - Net direct debt plus the issuer's applicable share of the direct debt of all overlapping jurisdictions.

Net Overall Debt - Net direct debt plus the issuer's applicable share of the net direct debt of all overlapping jurisdictions.

Overlapping Debt - The issuer's proportionate share of the debt of other local governmental units which either overlap or underlie it.

Callable Bond - A bond which permits or requires the issuer to redeem the obligation before the stated maturity date at a specified price, the call price, usually at or above par value.

Capital Appreciation Bonds (CAB) - A long-term security on which the investment return is reinvested at a stated compound rate until maturity. The investor receives a single payment at maturity representing both the principal and investment return.

Certificates of Participation - Documents, in fully registered form, that act like bonds. However, security for the certificates is the government's intent to make annual appropriations during the term of a lease agreement. No pledge of full faith and credit of the government is made. Consequently, the obligation of the government to make basic rental payments does not constitute an indebtedness of the government.

Commercial Paper - Very short-term, unsecured promissory notes issued in either registered or bearer form, and usually backed by a line of credit with a bank.

Coupon Rate - The annual rate of interest payable on a coupon bond (a bearer bond or bond registered as to principal only, carrying coupons evidencing future interest payments), expressed as a percentage of the principal amount.

Debt Limit - The maximum amount of debt which an issuer is permitted in incur under constitutional, statutory or charter provision.

Debt Service - The amount of money necessary to pay interest on an outstanding debt, the serial maturities of principal for serial bonds, and the required contributions to an amortization or sinking fund for term bonds.

Demand Notes (Variable Rate) - A short-term security which is subject to a frequently available put option feature under which the holder may put the security back to the issuer after giving specified notice. Many of these securities are floating or variable rate, with the put option exercisable on dates on which the floating rate changes.

Double Barreled Bonds (Combination Bonds) - A bond which is payable from the revenues of a governmental enterprise and are also backed by the full faith and credit of the governmental unit.

Enterprise Funds - Funds that are financed and operated in a manner similar to private business in that goods and services provided are financed primarily through user charges.

General Obligation Bond - A bond for whose payment the full faith and credit of the issuer has been pledged. More commonly, but not necessarily, general obligation bonds are payable from ad valorem property taxes and other general revenues.

Lease Purchase Agreement (Capital Lease) - A contractual agreement whereby the government borrows funds from a financial institution or a vendor to pay for capital acquisition. The title to the asset(s) normally belongs to the government with the lessor acquiring security interest or appropriate lien therein.

Letter of Credit - A commitment, usually made by a commercial bank, to honor demands for payment of a debt upon compliance with conditions and/or the occurrence of certain events specified under the terms of the commitment.

Level Debt Service - An arrangement of serial maturities in which the amount of principal maturing increases at approximately the same rate as the amount of interest declines.

Long-Term Debt - Long-term debt is defined as any debt incurred whose final maturity is more than three years.

Maturity - The date upon which the principal of a municipal bond becomes due and payable to bondholders.

Mini-bonds - A small denomination bond directly marketed to the public.

Net Interest Cost (NIC) - The traditional method of calculating bids for new issues of municipal securities. The total dollar amount of interest over the life of the bonds is adjusted by the amount of premium or discount bid, and then reduced to an average annual rate. The other method is known as the true interest cost (see "true interest cost").

Offering Circular - Usually a preliminary and final document prepared to describe or disclose to investors and dealers information about an issue of securities expected to be offered in the primary market. As a part of the offering circular, an official statement should be prepared by the City describing the debt and other pertinent financial and demographic data used to market the bonds to potential buyers.

Other Contractual Debt - Purchase contracts and other contractual debt other than bonds and notes. Other contractual debt does not affect annual debt limitation and is not a part of indebtedness within the meaning of any constitution or statutory debt limitation or restriction.

Par Value or Face Amount - In the case of bonds, the amount of principal which must be paid at maturity.

Parity Bonds - Two or more issues of bonds which have the same priority of claim or lien against pledged revenues or the issuer's full faith and credit pledge.

Principal - The face amount or par value of a bond or issue of bonds payable on stated dates of maturity.

Private Activity Bonds - One of two categories of bonds established under the Tax Reform Act of 1986, both of whom are subject to certain tests and State volume caps to preserve tax exemption.

Ratings - Evaluations of the credit quality of notes and bonds, usually made by independent rating services, which generally measure the probability of the timely repayment of principal and interest on municipal bonds.

Refunding Bonds - Bonds issued to retire bonds already outstanding.

Registered Bond - A bond listed with the registrar as to ownership, which cannot be sold or exchanged without a change of registration.

Reserve Fund - A fund which may be used to pay debt service if the sources of the pledged revenues do not generate sufficient funds to satisfy the debt service requirements.

Self-Supporting or Self Liquidating Debt - Debt that is to be repaid from proceeds derived exclusively from the enterprise activity for which the debt was issued.

Short-Term Debt - Short-term debt is defined as any debt incurred whose final maturity is three years or less.

Spread - The income earned by the underwriting syndicate as a result of differences in the price paid to the issuer for a new issue of municipal bonds, and the prices at which the bonds are sold to the investing public, usually expressed in points or fractions thereof.

Tax-Exempt Bonds - For municipal bonds issued by the City tax-exempt means interest on the bonds are not included in gross income for federal income tax purposes; the bonds are not items of tax preference for purposes of the federal, alternative minimum income tax imposed on individuals and corporations; and the bonds are exempt from taxation by the State of Illinois.

Tax Increment Bonds - Bonds secured by the incremental property tax revenues generated from a redevelopment project area.

Term Bonds - Bonds coming due in a single maturity.

True Interest Cost (TIC) - Also known as Canadian Interest Cost. A rate which, when used to discount each amount of debt service payable in a bond issue, will produce a present value precisely equal to the amount of money received by the issuer in exchange for the bonds. The TIC method considers the time value of money while the net interest cost (NIC) method does not.

Yield to Maturity - The rate of return to the investor earned from payments of principal and interest, with interest compounded semiannually and assuming that interest paid is reinvested at the same rate.

Zero Coupon Bond - A bond which pays no interest, but is issued at a deep discount from par, appreciating to its full value at maturity.

Investment Policy

Policy Number: 01-08 **Date:** January 9, 2017

Purpose:

1.01 Policy
It is the policy of the City of DeKalb to invest public funds in a manner that will conform to state statute, maximize security, meet daily cash flow demands, and attempt to attain a market rate of return.

1.02 Scope
This policy includes all funds governed by the City Council and, except for cash in certain restricted funds, the City of DeKalb will consolidate cash balances to maximize investment earnings. Investment income will be allocated to the various individual funds based on their respective participation. Interest income derived from non-fund specific consolidated bank accounts will be attributed to the General Fund.

1.03 Objectives
The primary objectives of the City of DeKalb's investment activities are, in order of priority:

A. ***Safety of principal*** Investments shall be undertaken in a manner that seeks to ensure the preservation of capital in the overall portfolio, while mitigating credit and interest rate risks, as defined below:
   1. **Credit Risk**, that is, the risk of loss due to the failure of the security issuer or backer. It may be mitigated by:
      - Limiting investments to the safest types of securities;
      - Pre-qualifying the financial institutions, broker/dealers, intermediaries, and advisors with which the City will do business; and
      - Diversifying the investment portfolio so that potential losses on individual securities will be minimized.

   2. **Interest Rate Risk**, that is, the risk that the market value of securities in the portfolio will fail due to changes in general interest rates. It may be mitigated by:
      - Structuring the investment portfolio so that securities mature to meet cash requirements for ongoing operations, thereby avoiding the need to sell securities on the open market prior to maturity, and
      - By investing operating funds primarily in shorter-term securities

B. ***Liquidity,*** so as to meet all operating requirements that may be reasonably anticipated, the portfolio shall consist largely of securities with active secondary or resale markets (dynamic liquidity).

C. ***Yield,*** with the objective of attaining a market rate of return throughout budgetary and economic cycles, taking into account the investment risk constraints and liquidity needs. Return on investment is of least importance compared to the safety and liquidity objectives described above. The core of investments shall be limited to relatively low risk securities in anticipation of earning a fair return relative to the risk being assumed. Securities shall not be sold prior to maturity with the following exceptions:
   1. a declining credit security could be sold early to avoid loss of principal;
   2. a security swap would improve the quality, yield, or target duration in the portfolio; or,
   3. liquidity needs of the portfolio require that the security be sold.

1.04 Standards of Care

A. ***Prudence***

The standard of prudence to be used by investment officials shall be the "prudent person" standard and shall be applied in the context of managing an overall portfolio. Investment officers and employees of the City of DeKalb, while acting in good faith in accordance with this investment policy and any written procedures as might be established, shall be relieved of personal liability for an individual security's credit risk or market price changes.

Investments shall be made with judgment and care, under circumstances then prevailing, which persons of prudence, discretion and intelligence exercise in the management of their own affairs, not for speculation, but for investment, considering the probable safety of their capital as well as the probable income to be derived.

B. ***Ethics and Conflicts of Interest***

City of DeKalb employees involved in the investment process shall refrain from personal business activity that could conflict with the proper execution and management of the investment program, or that could impair their ability to make impartial decisions. They shall disclose any material interests in financial institutions with which they conduct business. They shall further disclose any personal financial/investment positions that could be related to the performance of the investment portfolio. Employees shall refrain from undertaking personal investment transactions with the same individual with whom business is conducted on behalf of their entity.

C. ***Delegation of Authority***

Authority to manage the investment program is granted to the authorized municipal official described in Chapter 54 of the DeKalb Municipal Code. Responsibility for the operation of the investment program is hereby delegated to the Finance Director or his/her designee, who shall carry out established written procedures and internal controls for the operation of the investment program consistent with this investment policy. These procedures shall include references to: safekeeping, delivery vs. payment, investment accounting, repurchase agreements, wire transfer agreements collateral/depository agreements and banking services

contracts. All investments shall follow the investment plan designed and approved by the Finance Director or his/her designee prior to execution.

No person may engage in an investment transaction except as provided under the terms of this policy and the procedures established by the DeKalb City Council. The Finance Director, as Chief Financial Officer, shall be accountable for all transactions undertaken and shall establish a system of controls to regulate the activities of subordinate officials.

1.05 Safekeeping and Custody

All trades where applicable will be executed by Delivery vs. Payment (DVP). This shall ensure that securities are deposited in the eligible financial institution prior to the release of funds. Securities will be held by a third party custodian as evidenced by safekeeping receipts.

1.06 Authorized Financial Dealers and Institutions

A list shall be maintained of financial institutions authorized to provide investment services to the City of DeKalb, as well as a list of approved security broker/dealers (or their respective custodial clearing firm) selected for creditworthiness (minimum capital requirement of $10,000,000 and at least five years of operation). These may include "primary" dealers or regional dealers that qualify under Securities and Exchange Commission rule 15C3-1 (uniform net capital rule).

All financial institutions and broker/dealers who desire to become qualified bidders for investment transactions must supply the following (as appropriate):

1. audited financial statements
2. proof of National Association of Securities Dealers (NASD) certification
3. proof of state registration
4. completed broker/dealer questionnaire
5. certification of having read the City of DeKalb's investment policy and that all investments will comply with the policy

An annual review of the financial condition and registration of qualified bidders will be conducted by the Finance Director or his/her designee.

1.07 Internal Controls

The Finance Director or his/her designee is responsible for establishing and maintaining an internal control structure designed to ensure that the assets of the entity are protected from loss, theft or misuse. The internal control structure shall be designed to provide reasonable assurance that these objectives are met. The concept of reasonable assurance recognizes that (1) the cost of a control should not exceed the benefits likely to be derived; and (2) the valuation of costs and benefits requires estimates and judgments by management.

Accordingly, the Finance Director or his/her designee shall establish a process for an annual independent review by an external auditor to assure compliance with policies and procedures. The internal controls shall address the following points:

1. Prevention of collusion
2. Separation of transaction authority from accounting and record keeping.
3. Custodial safekeeping (Securities purchased from any bank or dealer including appropriate collateral, as defined by State Law, shall be placed with an independent third party for custodial safekeeping).
4. Avoidance of physical delivery securities.
5. Clear delegation of authority to subordinate staff members.
6. Written confirmation of telephone transactions for investments and wire transfers (may be via fax if on letterhead and the safekeeping institution has a list of authorized signatures).
7. Development of a wire transfer agreement with the lead bank or third party custodian, which shall outline the various controls, security provisions, and delineate responsibilities of each party making and receiving wire transfers.

1.08 Suitable and Authorized Investments

Investment Types

Consistent with the GFOA Recommended Practice on State Statutes Concerning Investment Practices, the following investments will be permitted by this policy and are those defined by state law where applicable:

1. U.S. Government obligations, U.S. Government agency obligations, and U.S. Government instrumentality obligations
2. Repurchase agreements
3. Certificates of deposit
4. Savings and loan association deposits
5. Investment-grade obligations of state, provincial and local governments and public authorities
6. Money market mutual funds regulated by the Securities and Exchange Commission and whose portfolios consist only of domestic securities
7. Statewide investment pools

Use of repurchase agreements should be consistent with GFOA Recommended Practices on Repurchase Agreements (see attached "GFOA Recommended Practices").

Consistent with the GFOA Recommended Practice on Use of Derivatives by State and Local Governments, extreme caution shall be exercised in the use of derivative instruments (see attached "GFOA Recommended Practices").

From time to time, the City may choose to invest in instruments offered by minority and community financial institutions. These financial institutions may not meet all the criteria under this section. All terms and relationships will be fully disclosed and authorized by the City Manager prior to purchase and shall be consistent with state or local law.

1.09 Collateralization
Funds on deposit (checking accounts, certificates of deposit, etc.) in excess of FDIC or SIPC limits, excluding interest, must be secured by some form of collateral, witnessed by a written agreement (see the attached "GFOA Recommended Practices"). Pledged collateral shall be held in safekeeping by the Federal Reserve Bank of Chicago (or other independent third party designated by the Finance Director or his/her designee) in the name of the municipality. In addition, the value of the pledged collateral must be marked to market monthly, or more frequently depending on the volatility of the collateral pledged. Last, the City requires that the amount of collateral pledged equal 110% of the uninsured amount on deposit.

1.10 Diversification
The City of DeKalb shall attempt to diversify its investments appropriate to the nature of the funds, the purpose for the funds, and the amount available to invest. Diversification can be by type of investment, number of institutions invested in, and length of maturity.

1.11 Maximum Maturities
To the extent practicable, the City of DeKalb shall attempt to match its investments with anticipated cash flow requirements. Unless matched to a specific cash flow, the City of DeKalb will not directly invest in securities maturing more than 3-years from the date of purchase.

Reserve funds may be invested in securities exceeding 3-years if the maturity of such investments is made to coincide as nearly as practicable with the expected use of the funds.

Regardless of the foregoing, no funds may be invested in securities maturing in excess of 7-years from the date of purchase unless authorized by the City Council.

1.12 Reporting
The Finance Director or his/her designee shall prepare a monthly investment and bank balance report for City Council that provides:

1. Cash balances held at the end of the month;
2. A listing of individual securities and corresponding maturities held at the end of the reporting period;
3. The percentage of the total portfolio which each type of investment represents;
4. Inception-to-date yields for each individual security;
5. Average weighted inception-to-date yield to maturity of the entire portfolio as compared to applicable benchmarks.

1.13 Performance Standards
This investment portfolio will be managed in accordance with the parameters specified within this policy. The portfolio should attempt to obtain a comparable rate of return during a market/economic environment of stable interest rates. The portfolio performance should be benchmarked to the return of the 90-day Treasury bill.

1.14 Investment Policy Adoption

The investment policy shall be adopted by the City Council.

1.15 Policy Exemption and Amendment

Exemption

Any investment currently held that does not meet the guidelines of this policy shall be exempted from the requirements of this policy. At maturity or liquidation, such monies shall be reinvested only as provided by this policy.

Amendment

This policy shall be reviewed on an annual basis. Any changes must be approved by the City Manager and any other appropriate authority, as well as the individual(s) charged with maintaining internal controls.

Glossary of Terms

The Annual Budget Document contains specialized and technical terminology and acronyms that are unique to public finance and budgeting. To assist the reader of the Annual Budget Document in understanding these terms and acronyms, a budget glossary has been included.

Abatement – A complete or partial cancellation of a tax levy imposed by a government.

Accrual - The recognition of revenue when earned or expenses when incurred regardless of when cash is received or disbursed.

Ad Valorem Tax - A direct tax based "according to value" of property.

Advanced Refunding Bonds - Bonds issued to refund an outstanding bond issue prior to the date on which the outstanding bonds become due or callable. Proceeds of the advanced refunding bonds are deposited in escrow with a fiduciary, invested in United States Treasury Bonds or other authorized securities, and used to redeem the underlying bonds at maturity or call date.

ARPA (American Rescue Plan Act) – A series of Coronavirus Disease 2019 (COVID-19)-related relief and economic stimulus funds.

Amortization - The process of paying the principal amount of an issue of bonds by periodic payments either directly to bondholders or to a sinking fund for the benefit of bondholders.

Assessed Value - An annual determination of the just or fair market value of property for purposes of ad valorem taxation.

Balanced Budget - A budget for which expenditures in a given fiscal year do not exceed the sum of 1) estimated revenues for the fiscal year, plus 2) the fund balance at the beginning of the fiscal year.

Basis Point - 1/100 of one percent.

Bond - Written evidence of the issuer's obligation to repay a specified principal amount on a date certain, together with interest at a stated rate, or according to a formula for determining that rate.

Bond Counsel - An attorney retained by the City to render a legal opinion whether the City is authorized to issue the proposed bonds, has met all legal requirements necessary for issuance, and whether interest on the bonds is, or is not, exempt from federal and state income taxation.

Bond Rating - An evaluation of credit worthiness performed by an independent rating service.

Bonded Debt - The portion of an issuers total indebtedness represented by outstanding bonds.

Direct Debt or Gross Bonded Debt - The sum of the total bonded debt and any unfunded debt of the issuer.

Net Direct Debt or Net Bonded Debt - Direct debt less sinking fund accumulations and all self-supporting debt.

Total Overall Debt - Net direct debt plus the issuer's applicable share of the direct debt of all overlapping jurisdictions.

Net Overall Debt - Net direct debt plus the issuer's applicable share of the net direct debt of all overlapping jurisdictions.

Overlapping Debt - The issuer's proportionate share of the debt of other local governmental units which either overlap or underlie it.

Budget - Plan of financial operations for the City. Includes estimated income (revenues) and expenses (expenditures) matched with various municipal services.

Budget Calendar – The schedule of key dates or milestones that City departments follow in the preparation, adoption, and administration of the budget.

Budget Document – The official written document prepared by the Finance Department that presents the operating budget to the legislative body. The document includes written summaries, narratives, schedules of revenues, expenditures, and transfers, charts, and graphs to ease the understanding of the effect of the operating budget on the City's financial condition.

CAFR - Comprehensive Annual Financial Report

Callable Bond - A bond which permits or requires the issuer to redeem the obligation before the stated maturity date at a specified price, the call price, usually at or above par value.

Capital Expenditures - An amount spent to acquire or improve a long-term asset such as equipment or buildings. The cost (except for the cost of land) is then charged to depreciation expense over the useful life of the asset.

Capital Improvement Program (CIP) - A plan for future capital expenditures which identifies each capital project, its anticipated start and completion, and the cost per year. The City develops a Five-Year CIP annually as part of the budget development process.

Capitalization Threshold – Dollar value at which a government elects to capitalize tangible or intangible assets that are used in operations and that have initial useful lives extending beyond a single reporting period.

Component Unit – Legally separate organization that must be included in the financial report of the primary government.

Contingency - A budgetary reserve set aside for emergencies or unforeseen expenditures.

Contractual Services - Services provided by external entities.

Debt Service - The amount of money necessary to pay interest on an outstanding debt and the serial maturities of principal for serial bonds.

Debt Service Fund – Governmental fund type used to account for accumulations of resources that are restricted, committed, or assigned to expenditures for principal and interest.

Department - An organizational unit which is functionally unique in delivery of services. A department may contain one or more divisions or programs.

Depreciation - A reduction in the value of an asset with the passage of time, due in particular to wear and tear.

Enterprise Funds - Funds that are financed and operated in a manner similar to private business in that goods and services provided are financed primarily through user charges.

Enterprise Resource Planning (ERP) System – A system designed to deliver an integrated suite of business applications. In FY18 and FY19, the City implemented a new ERP system (BS&A Software).

Expenditures - The cost of goods delivered, or services rendered.

Fiduciary Funds – Funds used to report assets held in trustee or agency capacity for others and which therefore cannot be used to support the government's own programs.

Fiscal Year (FY) - A twelve-month period for which the annual operating budget and budget ordinance applies. The City of DeKalb's fiscal year runs from January 1 through December 31.

Five Year Forecast – The City develops Five Year Financial Forecasts for select funds each year to assess the impact of current budgetary decisions over the long-term.

Fund - A self-balancing set of accounts reporting assets, liabilities and residual equity/fund balance segregated for the purpose of carrying on a specific activity or to attain a specific objective in accordance with regulations.

Fund Balance - The accumulated reserves of a particular fund, consisting of the cumulative revenues and other financing sources in excess of the cumulative expenditures and other uses.

General Fund - This is the City's primary operating fund. It is used to account for all revenue and expenditures applicable to general operations of City departments and other agencies, not accounted for in another fund.

General Obligation Bond - A bond for whose payment the full faith and credit of the issuer has been pledged. More commonly, but not necessarily, general obligation bonds are payable from ad valorem property taxes and other general revenues.

Geographic Information Systems (GIS) - A computer information system that integrates, stores, edits, analyzes, shares and displays geographic information to enhance decision making.

Governmental Fund – Fund generally used to account for tax-supported activities. There are five different types of governmental funds: the general fund, special revenue funds, debt service funds, capital project funds, and permanent funds.

Grant - A monetary contribution by a government or an organization to financially support a particular function or purpose.

GEMT Fund (Ground Emergency Medical Transportation) - Monies which close the gap between what the City bills for ambulance services to Medicaid patients and actually receives from insurance providers.

Home-Rule Municipality – A home-rule unit may exercise any power and perform any function pertaining to its government and affairs including but not limited to the power to regulate for the protection of the public health, safety, morals, and welfare; to license; to tax; and to incur debt. The City of DeKalb is a home-rule municipality.

HUD – U.S. Department of Housing and Urban Development.

Impact Fees - Fees assessed to cover the anticipated cost of services and improvements that will be needed as a result of development.

Improvement – Addition made to, or change made in, a capital asset, other than maintenance, to prolong its life or to increase its efficiency or capacity. The cost of the addition or change normally is added to the book value of the asset.

Infrastructure – Long-lived capital assets that normally are stationary in nature and normally can be preserved for a significantly greater number of years than most capital assets. Examples of infrastructure assets include roads, bridges, drainage systems, water and sewer systems, dams, and lighting systems.

Interfund transfer – Flows of assets (such as cash or goods) between funds and blended component units of the primary government without equivalent flows of assets in return and without requirement for repayment.

Internal Service Fund - Funds which account for activities supplied by one department to another on a cost-reimbursement basis. The City accounts for fleet, liability insurance and self-insurance activities as internal service funds.

Lease Purchase Agreement (Capital Lease) - A contractual agreement whereby the government borrows funds from a financial institution or a vendor to pay for capital acquisition. The title to the asset(s) normally belongs to the government with the lessor acquiring security interest or appropriate lien therein.

Letter of Credit - A commitment, usually made by a commercial bank, to honor demands for payment of a debt upon compliance with conditions and/or the occurrence of certain events specified under the terms of the commitment.

Long-Term Debt – Debt with a maturity of more than one year after the date of issuance.

Major Fund - Those funds whose revenues, expenditures/expenses assets or liabilities are at least 10 percent of the total for their fund category (governmental or enterprise) and 5 percent of the aggregate for all governmental and enterprise funds in total. The General Fund is always a Major Fund.

Maturity - The date upon which the principal of a municipal bond becomes due and payable to bondholders.

Non-Major Fund - Funds that do not meet the definition of a Major Fund. Non-major funds are reported in total as a separate column on the government-wide financial statements.

OPEB – This is an abbreviation for Other Post Employment Benefits. It is used in reference to the City's health insurance liability associated with providing health insurance benefits to retirees.

Ordinance – A formal legislative enactment by the governing board of a municipality. If it is not in conflict with any higher form of law, such as a state statute, it has the full force and effect of the law within the boundaries of the municipality to which it applies.

Par Value or Face Amount - In the case of bonds, the amount of principal which must be paid at maturity.

Personnel Costs - A category of expenditures consisting primarily of the salaries, other wages, and fringe benefits of the employees.

Principal - The face amount or par value of a bond or issue of bonds payable on stated dates of maturity.

Property Tax Levy – The single greatest revenue source of the City and adopted annually by the City Council in December, the property tax levy Ordinance imposes a tax liability on all real estate within the corporate limits. The County establishes the rates required to generate the tax levy established, which is assessed uniformly on all properties equalized assessed valuation.

Proposed Budget - The spending plan for fiscal year formally submitted by the City Manager to the City Council for consideration.

Refunding Bonds - Bonds issued to retire bonds already outstanding.

Revenue - The financial resources generated from various sources of income, such as taxes and fees, collected by the City for public use.

SAFER Grant (Staffing for Adequate Fire and Emergency Response Grant) - Awarded through the Department of Homeland Security's Federal Emergency Management Agency.

Special Service Area (SSA) - A contiguous area in which special services are provided in addition to those services provided generally. The cost of the special services is paid from revenues collected through taxes assessed on the property within the special service area.

Tax-Exempt Bonds - For municipal bonds issued by the City tax-exempt means interest on the bonds are not included in gross income for federal income tax purposes; the bonds are not items of tax preference for purposes of the federal, alternative minimum income tax imposed on individuals and corporations; and the bonds are exempt from taxation by the State of Illinois.

Tax Increment Financing (TIF) - A financing method which utilizes future property tax revenues to stimulate new private investment in redevelopment areas. Growth in the value of the property within the TIF district generates "increment" used to make additional investment in the area.

Tax Levy – The total amount to be raised by general property taxes for the purposes specified in the Tax Levy Ordinance.

This page has been intentionally left blank.

ord 2021-051

Certificate of the Publisher

Daily Chronicle

Description:PROPOSED BUDGET
1940755

CITY OF DEKALB
ATTN: BETH PATRICK
164 E LINCOLN HIGHWAY
DEKALB IL 60115

Shaw Media certifies that it is the publisher of the Daily Chronicle. The Daily Chronicle is a secular newspaper, has been continuously published daily for more than fifty (50) weeks prior to the first publication of the attached notice, is published in the City of DeKalb, County of DeKalb, State of Illinois, is of general circulation throughout that county and surrounding area, and is a newspaper as defined by 715 ILCS 5/5.

A notice, a true copy of which is attached, was published 1 time(s) in the Daily Chronicle, namely one time per week for one successive week(s). Publication of the notice was made in the newspaper, dated and published on
12/01/2021

This notice was also placed on a statewide public notice website as required by 5 ILCS 5/2.1.
In witness, Shaw Media has signed this certificate by Laura Shaw, its publisher, at DeKalb, Illinois, on
1st day of December, A.D. 2021

Shaw Media By: Laura Shaw

Laura Shaw, Publisher

Account Number 40609 Amount $389.00